

# Spring 2019 EMPLOYER

Spring 2019 GWU Employer CACREP Survey

February 10, 2020 3:40 AM EST

Q2 - Your gender identification:



Error loading data

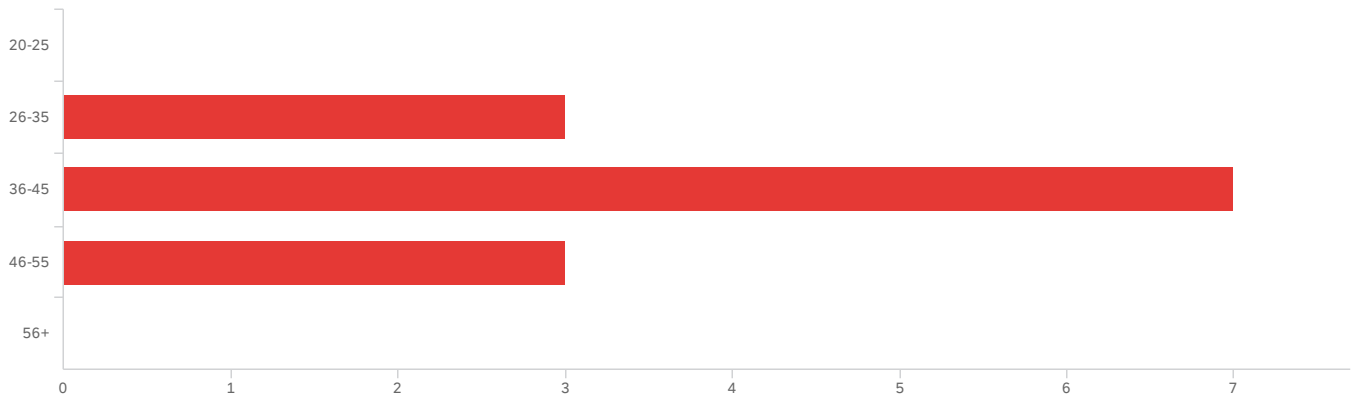


Error loading data



Error loading data

### Q3 - Your age in years:

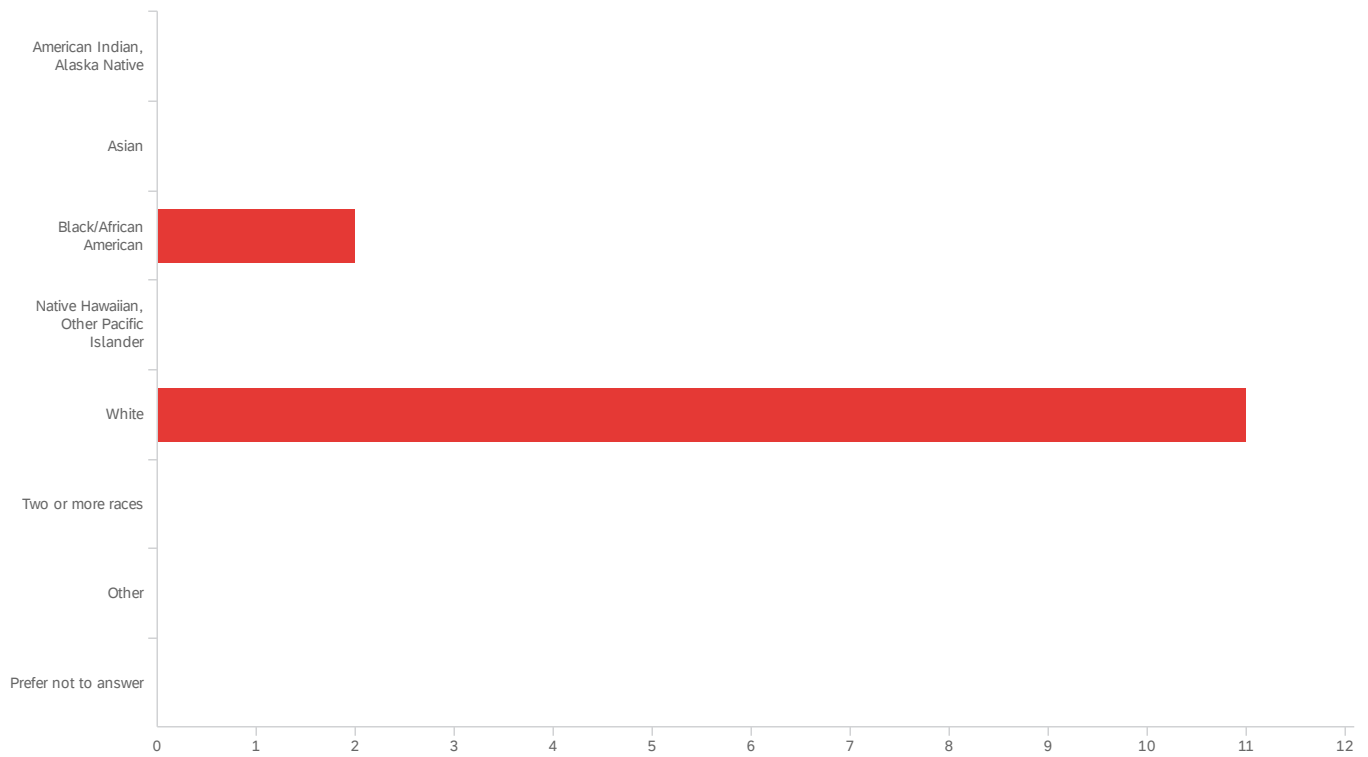


#	Field	Minimum	Maximum	Mean	Std Deviation	Variance	Count
1	Your age in years:	2.00	4.00	3.00	0.68	0.46	13

#	Field	Choice Count
1	20-25	0.00% 0
2	26-35	23.08% 3
3	36-45	53.85% 7
4	46-55	23.08% 3
5	56+	0.00% 0
		13

Showing rows 1 - 6 of 6

## Q4 - Your race/ethnicity:



#	Field	Minimum	Maximum	Mean	Std Deviation	Variance	Count
1	Your race/ethnicity: - Selected Choice	3.00	5.00	4.69	0.72	0.52	13

#	Field	Choice Count
1	American Indian, Alaska Native	0.00% 0
2	Asian	0.00% 0
3	Black/African American	15.38% 2
4	Native Hawaiian, Other Pacific Islander	0.00% 0
5	White	84.62% 11
6	Two or more races	0.00% 0
7	Other	0.00% 0
8	Prefer not to answer	0.00% 0

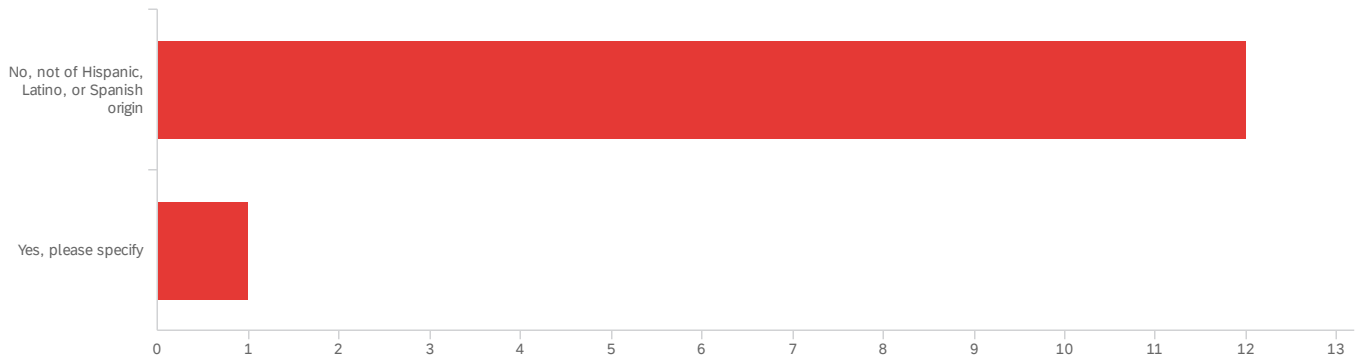
Showing rows 1 - 9 of 9

Q4\_7\_TEXT - Other

Other

---

## Q5 - Are you of Hispanic, Latino, or Spanish origin?



#	Field	Minimum	Maximum	Mean	Std Deviation	Variance	Count
1	Are you of Hispanic, Latino, or Spanish origin? - Selected Choice	1.00	2.00	1.08	0.27	0.07	13

#	Field	Choice Count
1	No, not of Hispanic, Latino, or Spanish origin	92.31% 12
2	Yes, please specify	7.69% 1

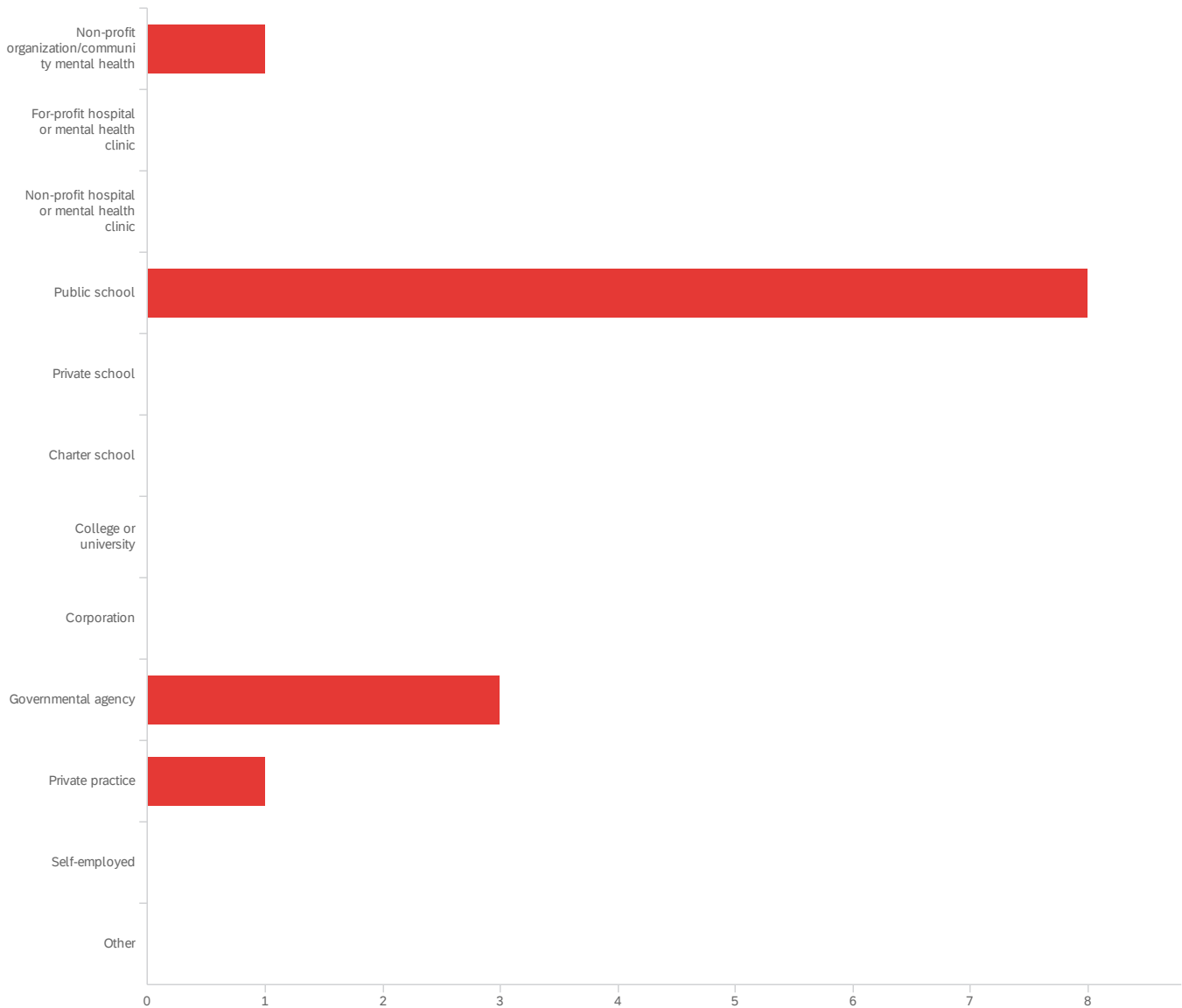
13

Showing rows 1 - 3 of 3

### Q5\_2\_TEXT - Yes, please specify

Yes, please specify

## Q6 - Which of the following describes your current place of employment?



#	Field	Minimum	Maximum	Mean	Std Deviation	Variance	Count
1	Which of the following describes your current place of employment? - Selected Choice	1.00	10.00	5.38	2.70	7.31	13

#	Field	Choice Count
1	Non-profit organization/community mental health	7.69% 1
2	For-profit hospital or mental health clinic	0.00% 0

#	Field	Choice Count
3	Non-profit hospital or mental health clinic	0.00% 0
4	Public school	61.54% 8
5	Private school	0.00% 0
6	Charter school	0.00% 0
7	College or university	0.00% 0
8	Corporation	0.00% 0
9	Governmental agency	23.08% 3
10	Private practice	7.69% 1
11	Self-employed	0.00% 0
12	Other	0.00% 0

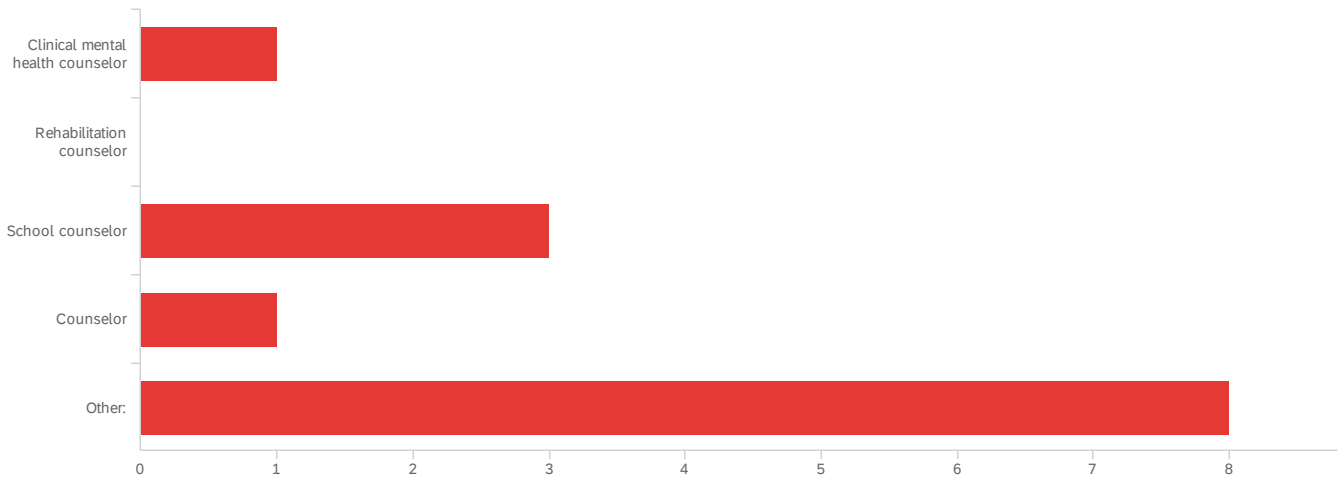
13

Showing rows 1 - 13 of 13

Q6\_12\_TEXT - Other

Other

## Q7 - What is your current job title?



#	Field	Minimum	Maximum	Mean	Std Deviation	Variance	Count
1	What is your current job title? - Selected Choice	1.00	5.00	4.15	1.23	1.51	13

#	Field	Choice Count
1	Clinical mental health counselor	7.69% 1
2	Rehabilitation counselor	0.00% 0
3	School counselor	23.08% 3
4	Counselor	7.69% 1
5	Other:	61.54% 8
		13

Showing rows 1 - 6 of 6

### Q7\_5\_TEXT - Other:

Other:

Director of Advocacy

Principal

Staff Specialist for Training and Development



Other:

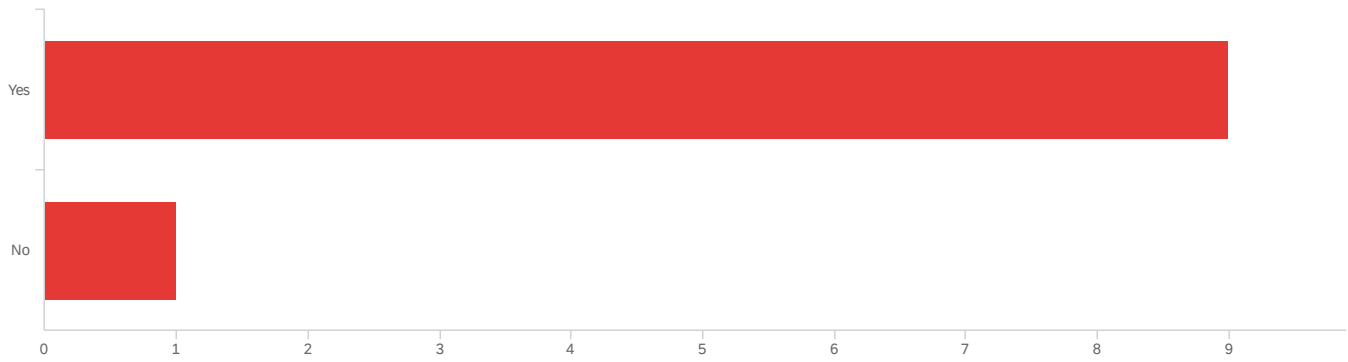
Rehab Counselor Training Manager

Rehabilitation Counselor Supervisor

Director of Student Services

Director of School Counseling

## Q8 - In this position, do you supervise other employees?



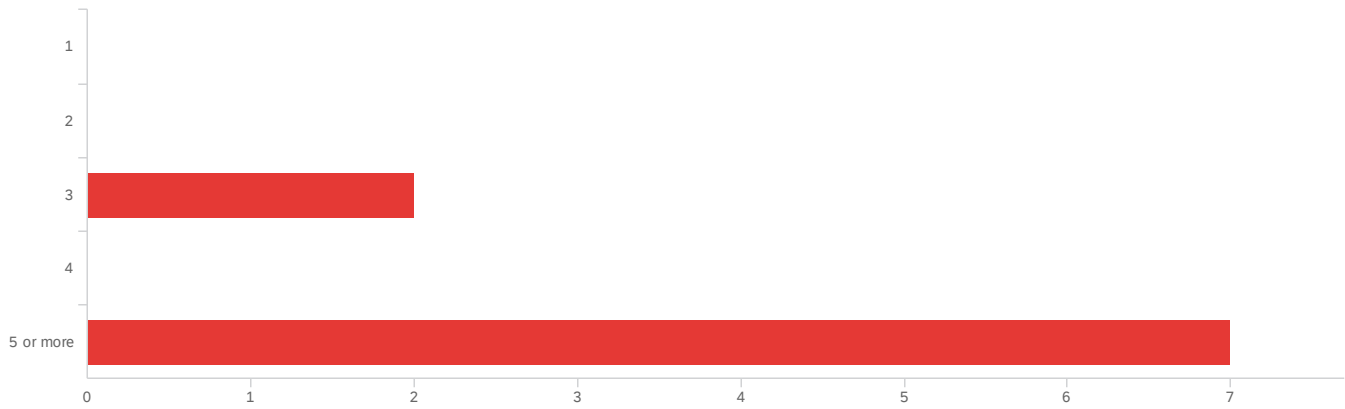
#	Field	Minimum	Maximum	Mean	Std Deviation	Variance	Count
1	In this position, do you supervise other employees?	1.00	2.00	1.10	0.30	0.09	10

#	Field	Choice Count
1	Yes	90.00% 9
2	No	10.00% 1

10

Showing rows 1 - 3 of 3

## Q9 - How many employees do you currently supervise?

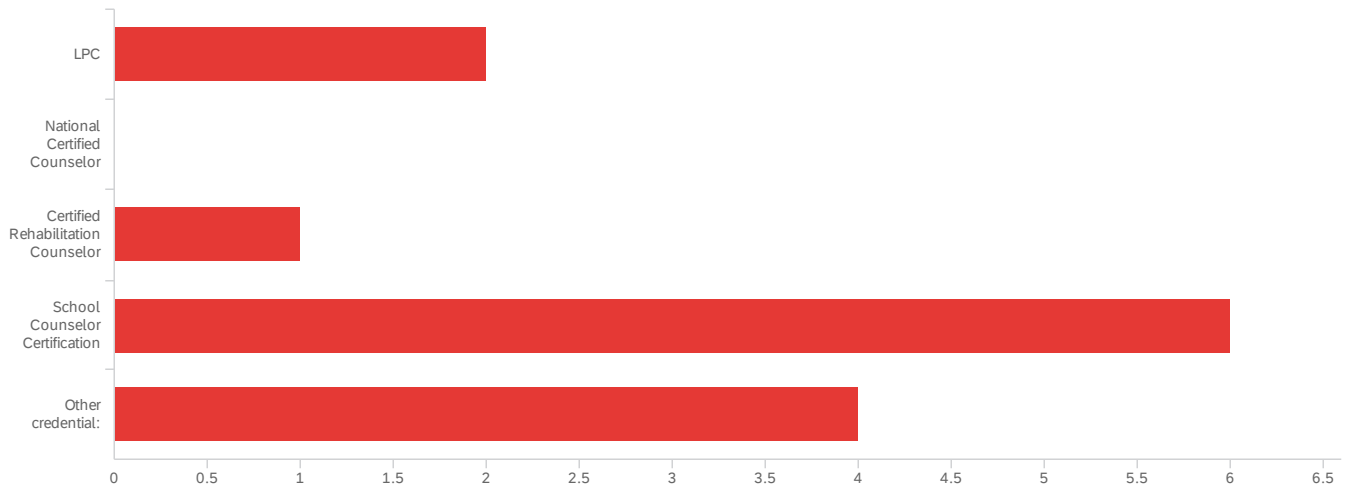


#	Field	Minimum	Maximum	Mean	Std Deviation	Variance	Count
1	How many employees do you currently supervise?	3.00	5.00	4.56	0.83	0.69	9

#	Field	Choice Count
1	1	0.00% 0
2	2	0.00% 0
3	3	22.22% 2
4	4	0.00% 0
5	5 or more	77.78% 7
		9

Showing rows 1 - 6 of 6

## Q10 - What professional certifications and/or licensures do you currently hold?



#	Field	Minimum	Maximum	Mean	Std Deviation	Variance	Count
1	What professional certifications and/or licensures do you currently hold? - Selected Choice	1.00	5.00	3.77	1.31	1.72	13

#	Field	Choice Count
1	LPC	15.38% 2
2	National Certified Counselor	0.00% 0
3	Certified Rehabilitation Counselor	7.69% 1
4	School Counselor Certification	46.15% 6
5	Other credential:	30.77% 4
		13

Showing rows 1 - 6 of 6

### Q10\_5\_TEXT - Other credential:

Other credential:

No professional certifications

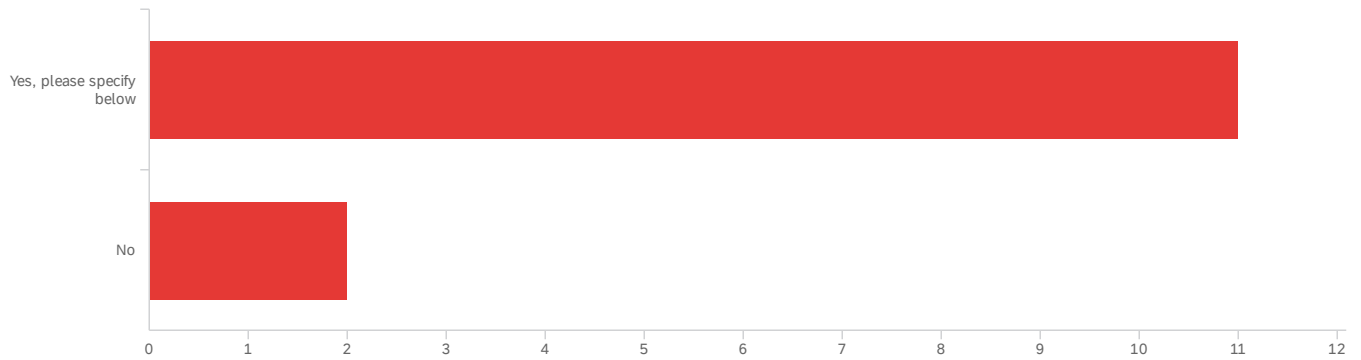
Admin and supervision

LGPC

Other credential:

None

## Q11 - Do you regularly attend professional conferences?



#	Field	Minimum	Maximum	Mean	Std Deviation	Variance	Count
1	Do you regularly attend professional conferences? - Selected Choice	1.00	2.00	1.15	0.36	0.13	13

#	Field	Choice Count
1	Yes, please specify below	84.62% 11
2	No	15.38% 2

Showing rows 1 - 3 of 3

### Q11\_1\_TEXT - Yes, please specify below

Yes, please specify below

Victim Service conferences

ASCD - NASSP

Maryland Rehabilitation Conference.

NCRE, State VRA association trainings

ASCA, VSCA, PCACAC

FCPS professional conferences

VSCA, ASCA

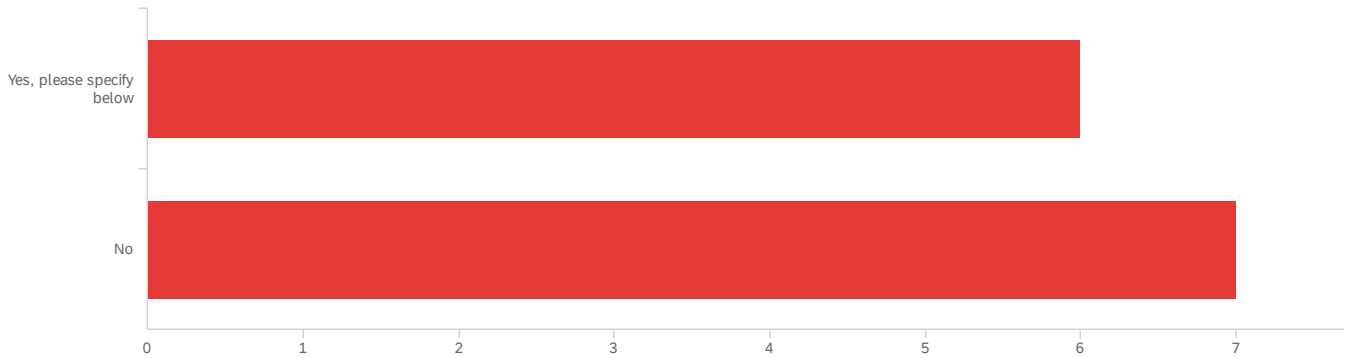
Yes, please specify below

ASCA, VSCA, Evidence-Based School Counseling, VCA

ASCA

## Q12 - Within the past year, have you presented at any professional conferences?

(Counseling, Psychological, School, Rehabilitation, etc.)



#	Field	Minimum	Maximum	Mean	Std Deviation	Variance	Count
1	Within the past year, have you presented at any professional conferences? (Counseling, Psychological, School, Rehabilitation, etc.) - Selected Choice	1.00	2.00	1.54	0.50	0.25	13

#	Field	Choice Count
1	Yes, please specify below	46.15% 6
2	No	53.85% 7

13

Showing rows 1 - 3 of 3

### Q12\_1\_TEXT - Yes, please specify below

Yes, please specify below

Collaborations Conference (VA VRA/APSE Collaboration)

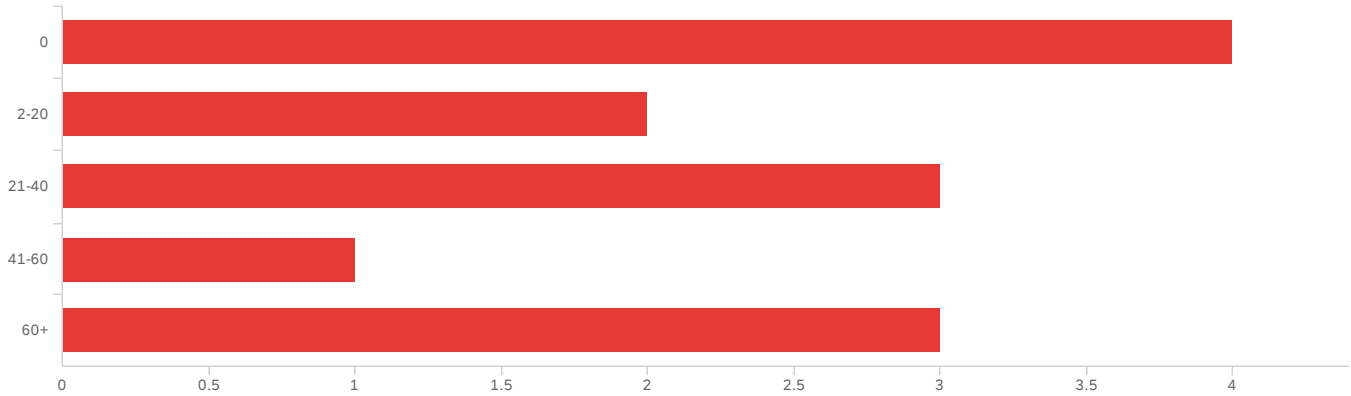
ASCA

VSCA

ASCA, VSCA, EBSCC



Q13 - How many Continuing Education Units (CEUs) have you earned annually since you were certified as a counselor or licensed as a counselor?

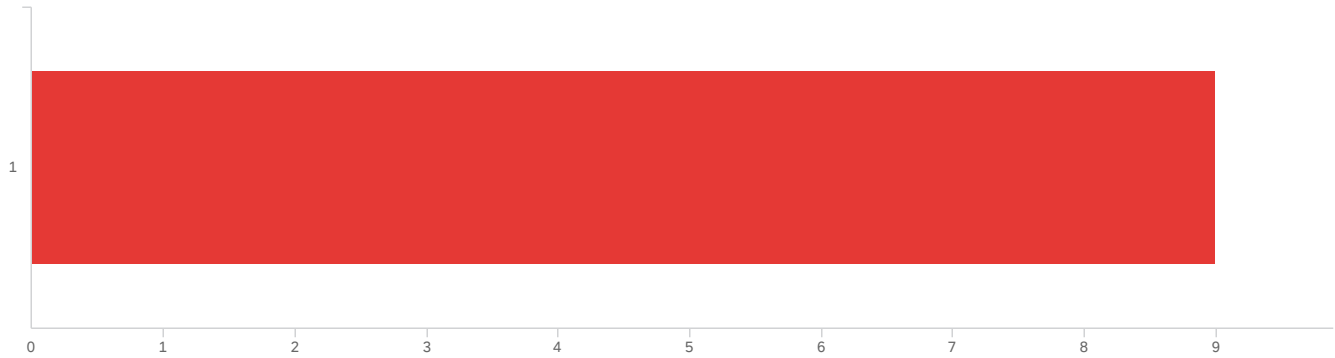


#	Field	Minimum	Maximum	Mean	Std Deviation	Variance	Count
1	How many Continuing Education Units (CEUs) have you earned annually since you were certified as a counselor or licensed as a counselor?	1.00	5.00	2.77	1.53	2.33	13

#	Field	Choice Count
1	0	30.77% 4
2	2-20	15.38% 2
3	21-40	23.08% 3
4	41-60	7.69% 1
5	60+	23.08% 3
		13

Showing rows 1 - 6 of 6

Q14 - Please list membership for any professional organizations below.



#	Field	Minimum	Maximum	Mean	Std Deviation	Variance	Count
1	Please list membership for any professional organizations below. - Selected Choice	1.00	1.00	1.00	0.00	0.00	9

#	Field	Choice Count
1	1	100.00% 9

Showing rows 1 - 1 of 1

Q14\_1\_TEXT - No Name

No Name

VRA

ASCA, VSCA, PCACAC

IARP

ASCA, NACAC

VSCA, ASCA

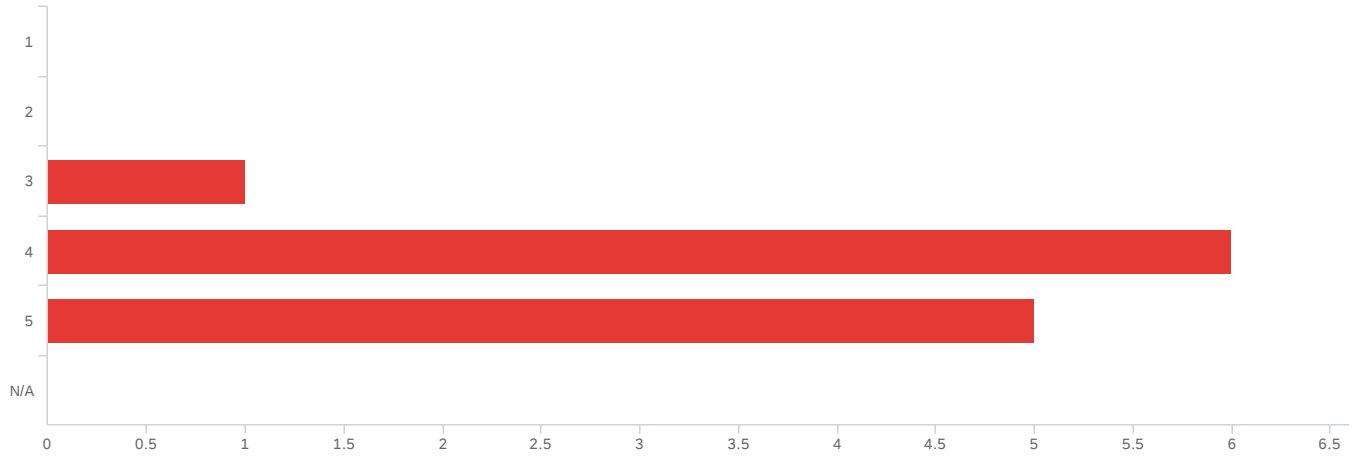
ASCA

ASCA, VSCA

No Name

ASCA Pacac

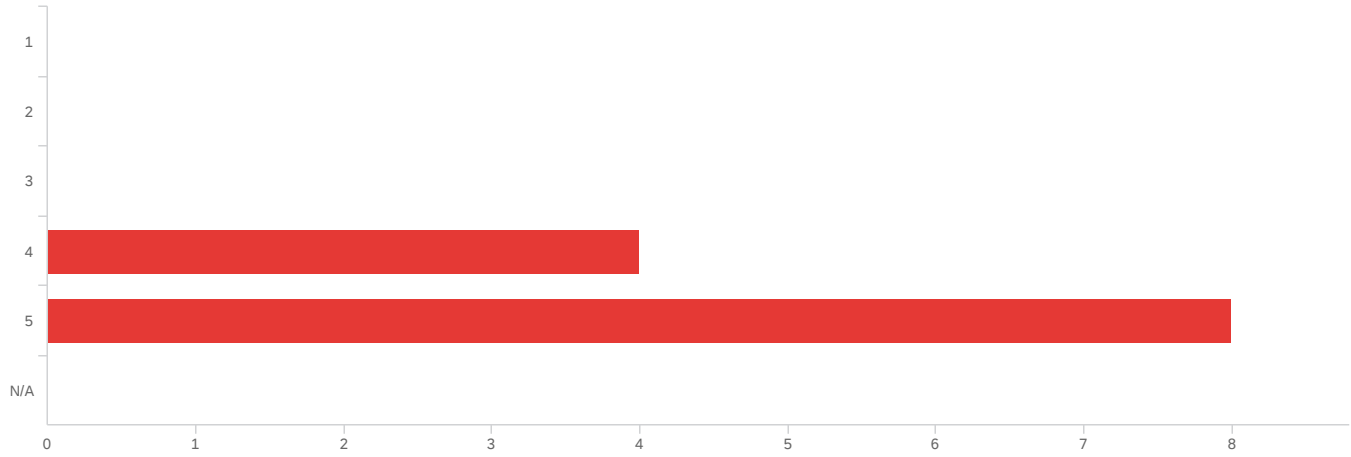
Q16 - The employee demonstrates knowledge and understanding of: the history, philosophy, trends, and ethical considerations in counseling.



#	Field	Minimum	Maximum	Mean	Std Deviation	Variance	Count
1	Satisfaction	3.00	5.00	4.33	0.62	0.39	12

#	Field	Choice Count
1	1	0.00% 0
2	2	0.00% 0
3	3	8.33% 1
4	4	50.00% 6
5	5	41.67% 5
6	N/A	0.00% 0

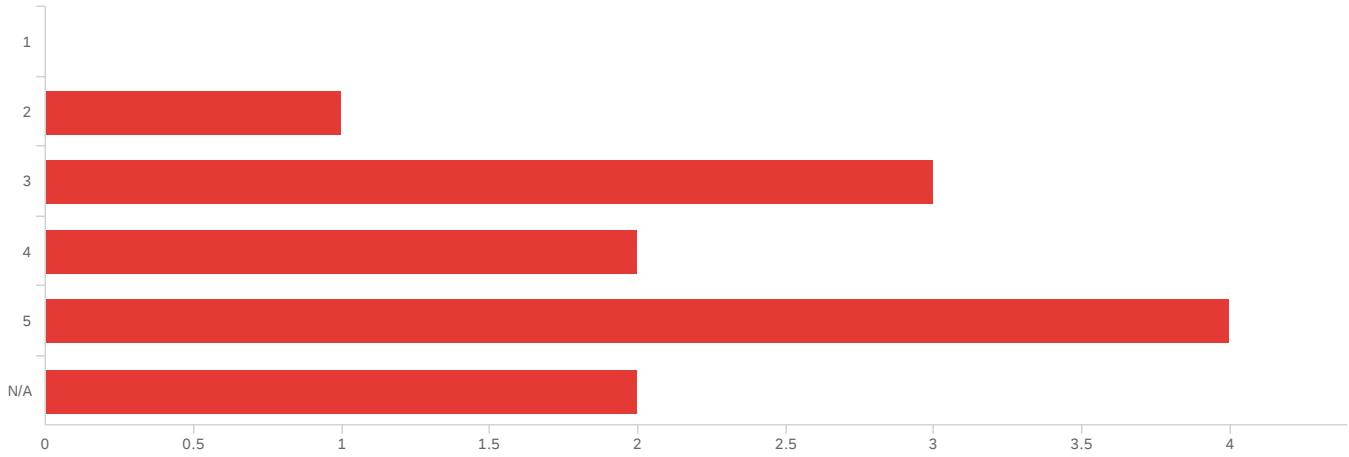
Q17 - The employee demonstrates knowledge and understanding of: the counseling process, models, and theories.



#	Field	Minimum	Maximum	Mean	Std Deviation	Variance	Count
1	Satisfaction	4.00	5.00	4.67	0.47	0.22	12

#	Field	Choice Count
1	1	0.00% 0
2	2	0.00% 0
3	3	0.00% 0
4	4	33.33% 4
5	5	66.67% 8
6	N/A	0.00% 0

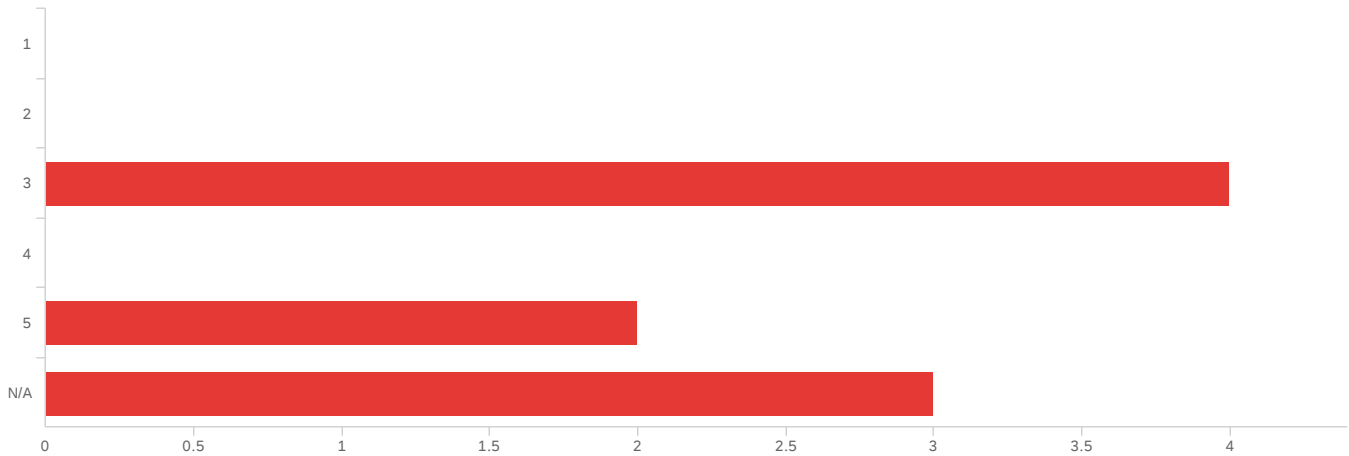
Q18 - The employee demonstrates knowledge and understanding of: principles and models of biopsychosocial case conceptualization (e.g., clinical, school, rehabilitation).



#	Field	Minimum	Maximum	Mean	Std Deviation	Variance	Count
1	Satisfaction	2.00	6.00	4.25	1.23	1.52	12

#	Field	Choice Count
1	1	0.00% 0
2	2	8.33% 1
3	3	25.00% 3
4	4	16.67% 2
5	5	33.33% 4
6	N/A	16.67% 2

Q19 - The employee demonstrates knowledge and understanding of: documentation and treatment planning formats of biopsychosocial case conceptualization (e.g., clinical, school, rehabilitation).



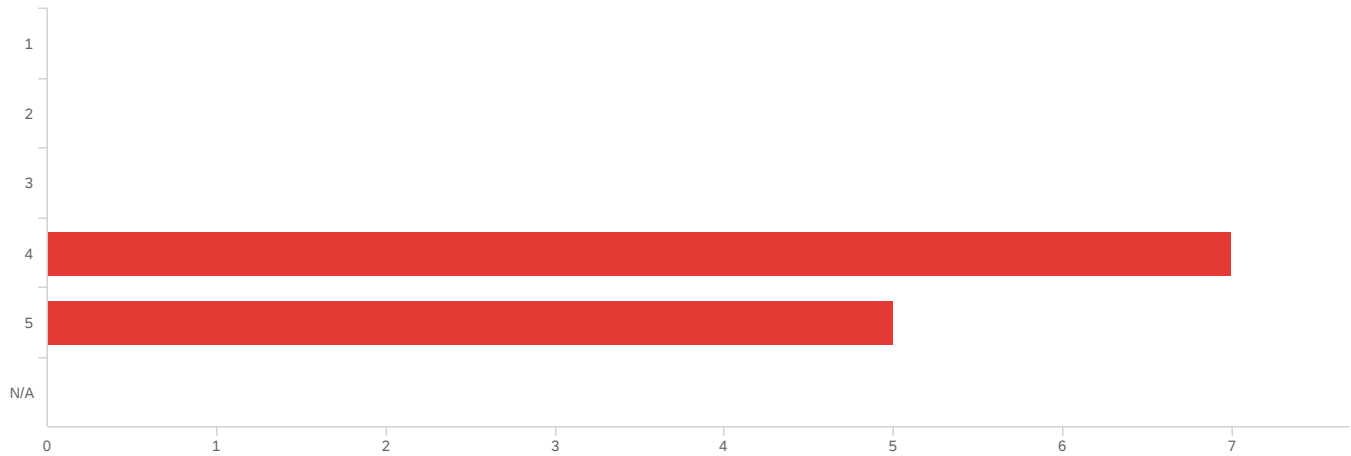
#	Field	Minimum	Maximum	Mean	Std Deviation	Variance	Count
1	Satisfaction	3.00	6.00	4.44	1.34	1.80	9

#	Field	Choice Count
1	1	0.00% 0
2	2	0.00% 0
3	3	44.44% 4
4	4	0.00% 0
5	5	22.22% 2
6	N/A	33.33% 3

9

Showing rows 1 - 7 of 7

Q20 - The employee demonstrates knowledge and understanding of: the importance of family, social networks, and community systems in the treatment of mental or emotional disorders, school services, or employment services.

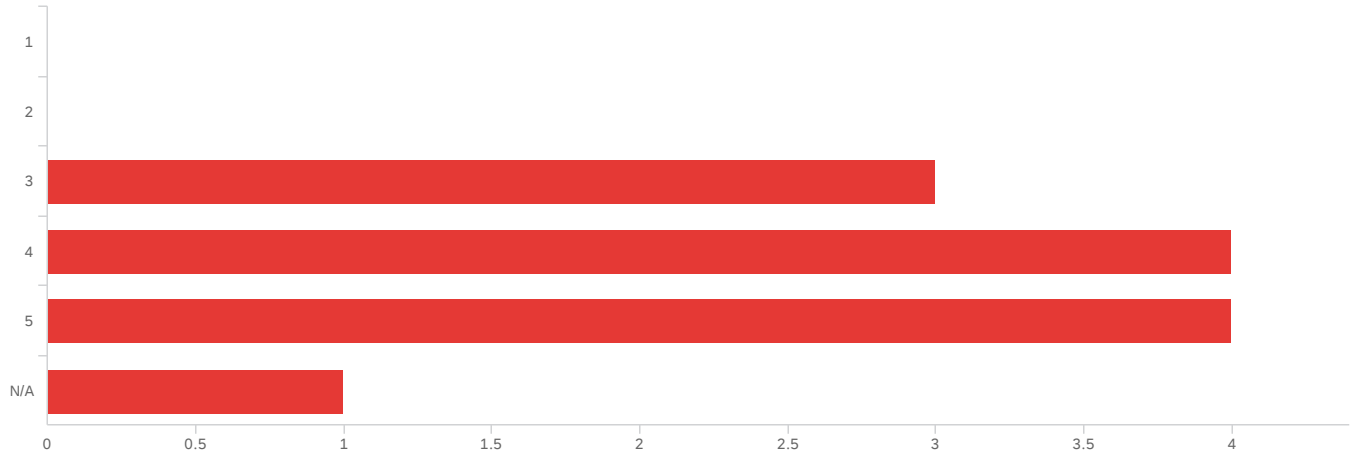


#	Field	Minimum	Maximum	Mean	Std Deviation	Variance	Count
1	Satisfaction	4.00	5.00	4.42	0.49	0.24	12

#	Field	Choice Count
1	1	0.00% 0
2	2	0.00% 0
3	3	0.00% 0
4	4	58.33% 7
5	5	41.67% 5
6	N/A	0.00% 0



Q21 - The employee demonstrates knowledge and understanding of: models and approaches to evaluation (e.g., clinical, employment, school).



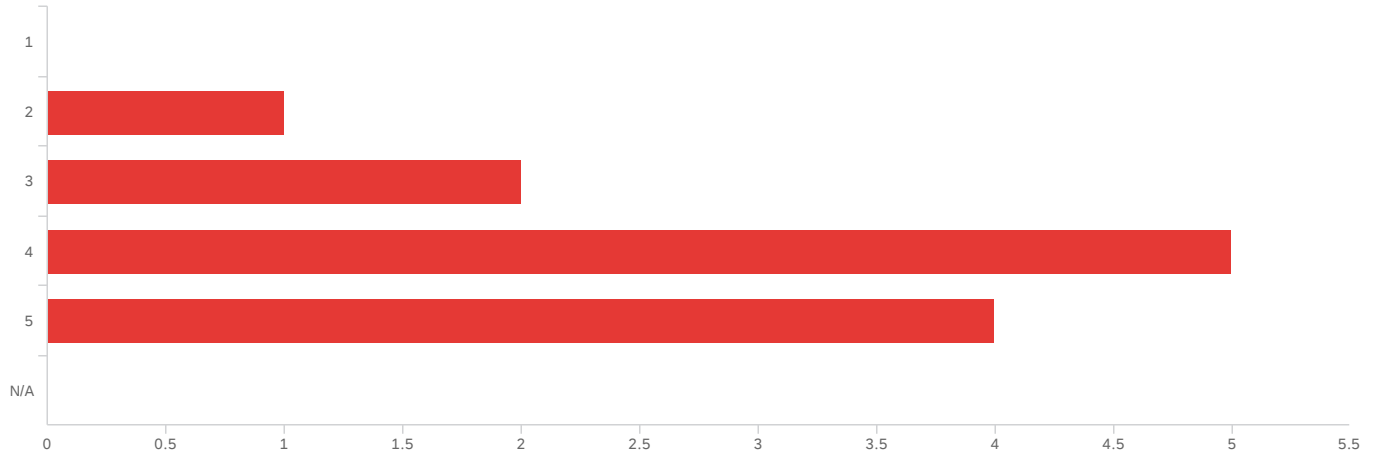
#	Field	Minimum	Maximum	Mean	Std Deviation	Variance	Count
1	Satisfaction	3.00	6.00	4.25	0.92	0.85	12

#	Field	Choice Count
1	1	0.00% 0
2	2	0.00% 0
3	3	25.00% 3
4	4	33.33% 4
5	5	33.33% 4
6	N/A	8.33% 1

12

Showing rows 1 - 7 of 7

Q22 - The employee demonstrates knowledge and understanding of: evidence-based treatments and basic strategies for evaluating counseling outcomes.

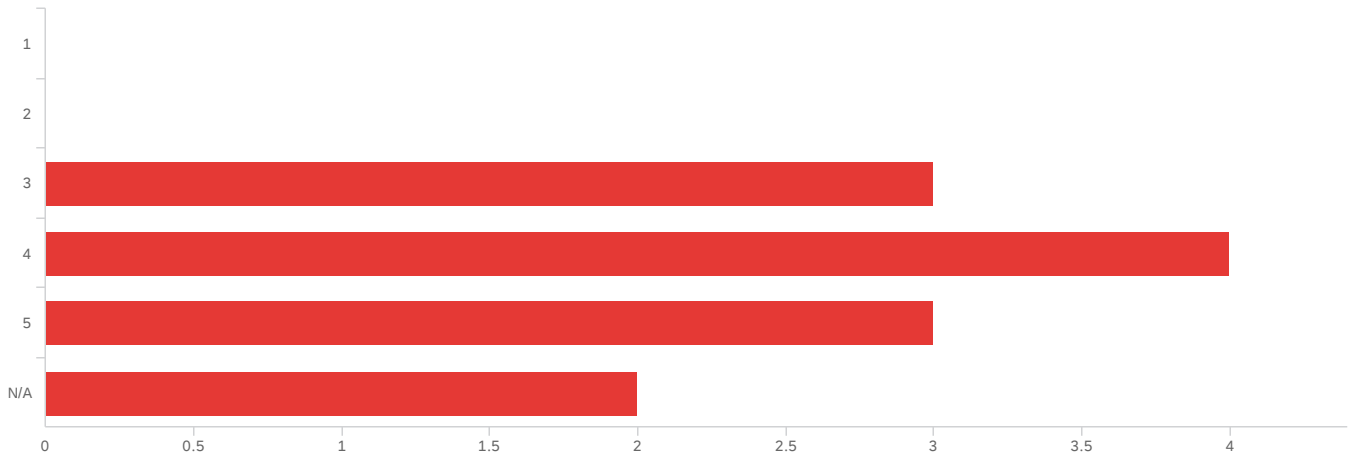


#	Field	Minimum	Maximum	Mean	Std Deviation	Variance	Count
1	Satisfaction	2.00	5.00	4.00	0.91	0.83	12

#	Field	Choice Count
1	1	0.00% 0
2	2	8.33% 1
3	3	16.67% 2
4	4	41.67% 5
5	5	33.33% 4
6	N/A	0.00% 0

Q23 - The employee demonstrates an ability to: provide appropriate counseling

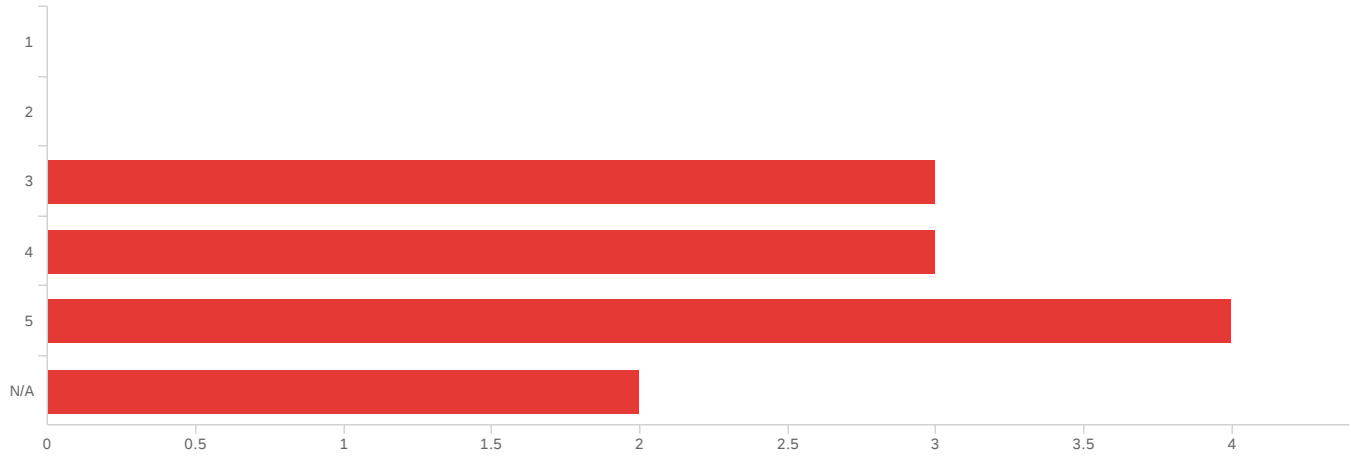
strategies when working with clients/students/consumers with addiction and co-occurring disorders.



#	Field	Minimum	Maximum	Mean	Std Deviation	Variance	Count
1	Satisfaction	3.00	6.00	4.33	1.03	1.06	12

#	Field	Choice Count
1	1	0.00% 0
2	2	0.00% 0
3	3	25.00% 3
4	4	33.33% 4
5	5	25.00% 3
6	N/A	16.67% 2

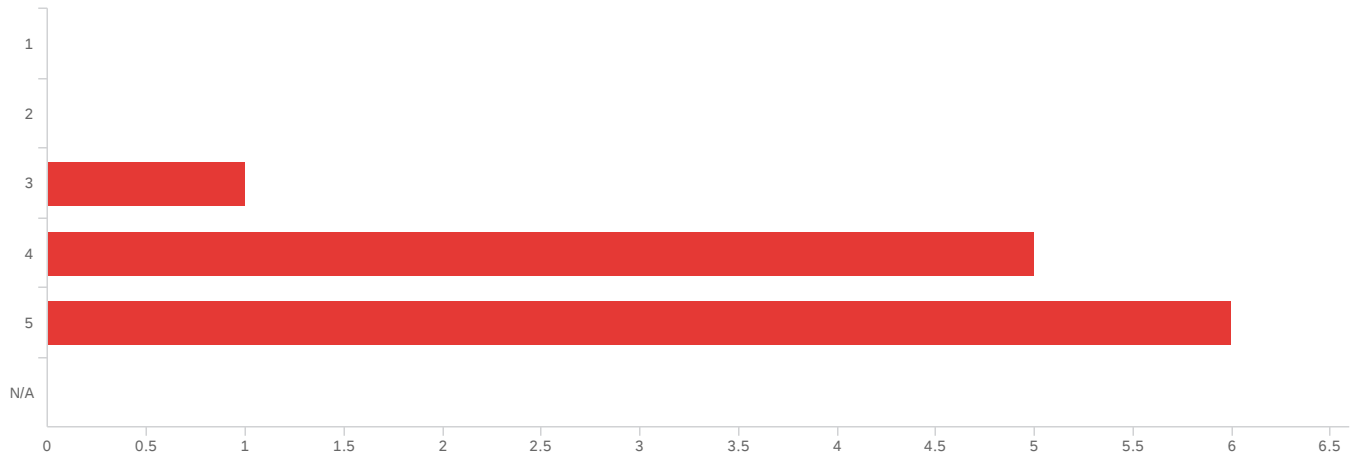
Q24 - The employee demonstrates an ability to: critically evaluate research to enhance counseling practice.



#	Field	Minimum	Maximum	Mean	Std Deviation	Variance	Count
1	Satisfaction	3.00	6.00	4.42	1.04	1.08	12

#	Field	Choice Count
1	1	0.00% 0
2	2	0.00% 0
3	3	25.00% 3
4	4	25.00% 3
5	5	33.33% 4
6	N/A	16.67% 2

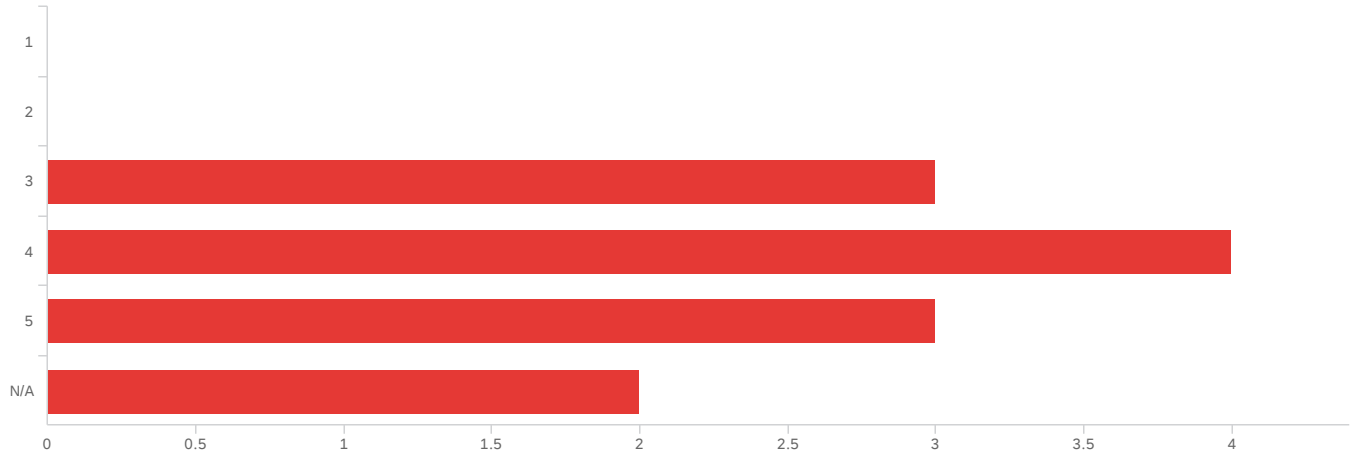
Q25 - The employee demonstrates an ability to: appropriately use culturally responsive modalities for initiating, assessing, maintaining, and terminating counseling services.



#	Field	Minimum	Maximum	Mean	Std Deviation	Variance	Count
1	Satisfaction	3.00	5.00	4.42	0.64	0.41	12

#	Field	Choice Count
1	1	0.00% 0
2	2	0.00% 0
3	3	8.33% 1
4	4	41.67% 5
5	5	50.00% 6
6	N/A	0.00% 0

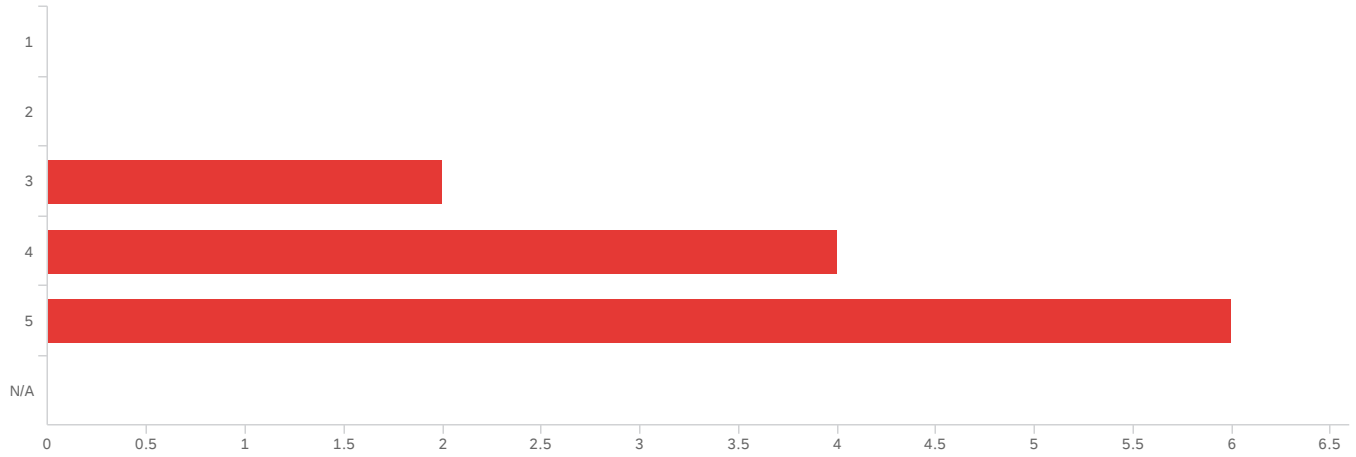
Q26 - The employee demonstrates an ability to: conduct differential diagnosis, and assess and evaluate client/student/consumer concerns.



#	Field	Minimum	Maximum	Mean	Std Deviation	Variance	Count
1	Satisfaction	3.00	6.00	4.33	1.03	1.06	12

#	Field	Choice Count
1	1	0.00% 0
2	2	0.00% 0
3	3	25.00% 3
4	4	33.33% 4
5	5	25.00% 3
6	N/A	16.67% 2

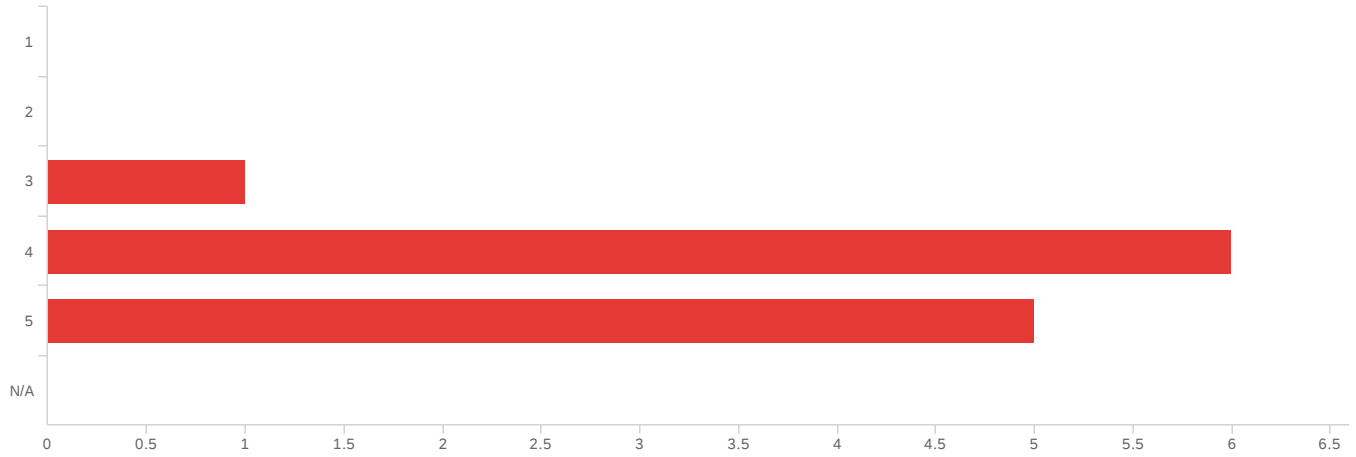
Q27 - The employee demonstrates an ability to: effectively use strategies to support client/student/consumer advocacy.



#	Field	Minimum	Maximum	Mean	Std Deviation	Variance	Count
1	Satisfaction	3.00	5.00	4.33	0.75	0.56	12

#	Field	Choice Count
1	1	0.00% 0
2	2	0.00% 0
3	3	16.67% 2
4	4	33.33% 4
5	5	50.00% 6
6	N/A	0.00% 0

Q28 - The employee demonstrates an ability to: recognize his/her own limitations and seek supervision or refer clients/students/consumers when appropriate.

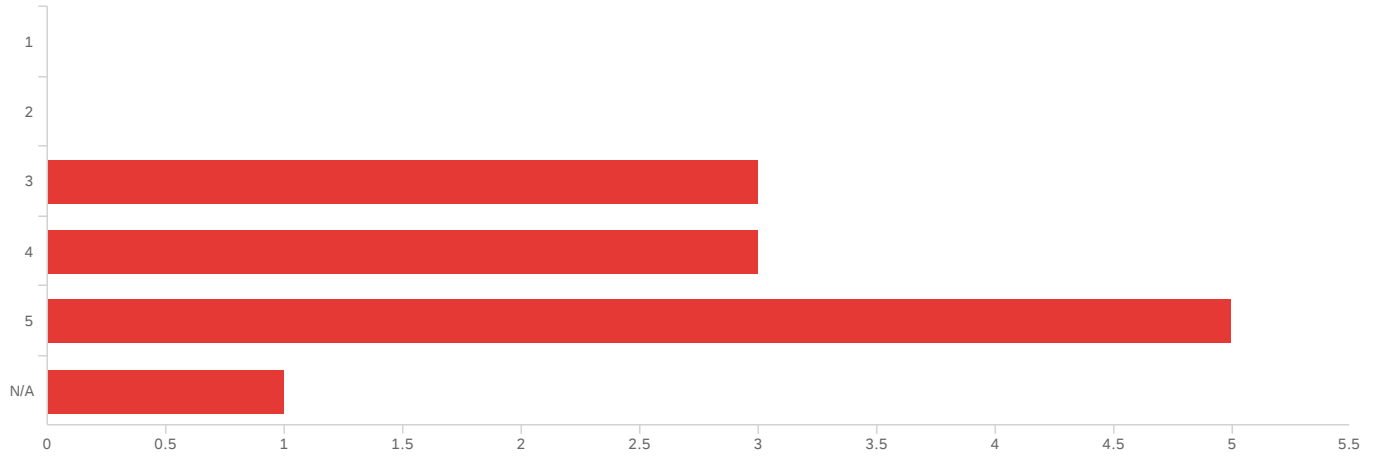


#	Field	Minimum	Maximum	Mean	Std Deviation	Variance	Count
1	Satisfaction	3.00	5.00	4.33	0.62	0.39	12

#	Field	Choice Count
1	1	0.00% 0
2	2	0.00% 0
3	3	8.33% 1
4	4	50.00% 6
5	5	41.67% 5
6	N/A	0.00% 0



Q29 - The employee demonstrates an ability to: apply technology to enhance counseling clinical/school/rehabilitation services.



#	Field	Minimum	Maximum	Mean	Std Deviation	Variance	Count
1	Satisfaction	3.00	6.00	4.33	0.94	0.89	12

#	Field	Choice Count
1	1	0.00% 0
2	2	0.00% 0
3	3	25.00% 3
4	4	25.00% 3
5	5	41.67% 5
6	N/A	8.33% 1

12

Showing rows 1 - 7 of 7

Q30 - Please list primary employee strengths.

Please list primary employee strengths.

---

Q31 - Please list primary areas for employee improvement.

WIDGET\_ERROR.ERROR

**End of Report**