

Spring 2019 ALUMNI

2019 GWU Alumni CACREP Survey - Spring

February 10, 2020 3:25 AM EST

Q2 - What year did you graduate from the program?

What year did you graduate from the program?

2018

Clinical mental health counseling

2015

2013

2013

2013

2015

2015

2018

2017

2015

2013

2015

2018

2013

2015

not sure

2015

2018

2015

What year did you graduate from the program?

2018

Clinical mental health counseling

2015

2017

2018

2017

2013

2018

2017

2017

2018

2015

2017

2017

2015

Counseling

2017

2018

2017

2018

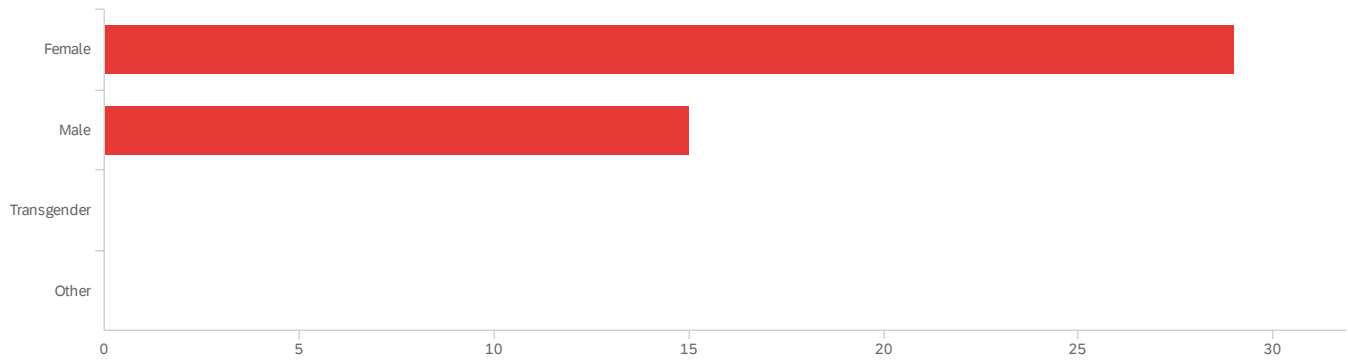
2015

2015

2015

2018

Q3 - Gender identification:



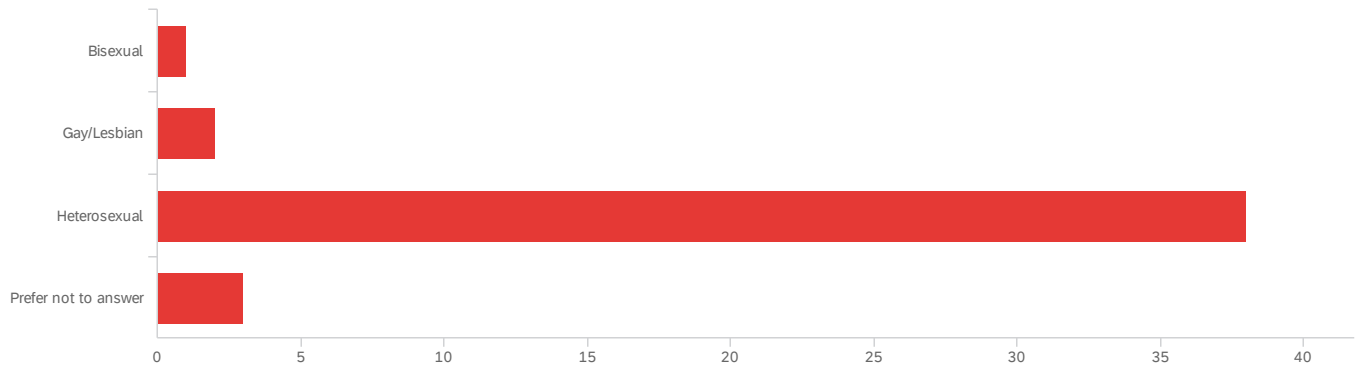
#	Field	Minimum	Maximum	Mean	Std Deviation	Variance	Count
1	Gender identification:	1.00	2.00	1.34	0.47	0.22	44

#	Field	Choice Count
1	Female	65.91% 29
2	Male	34.09% 15
3	Transgender	0.00% 0
4	Other	0.00% 0

44

Showing rows 1 - 5 of 5

Q4 - Sexual orientation:



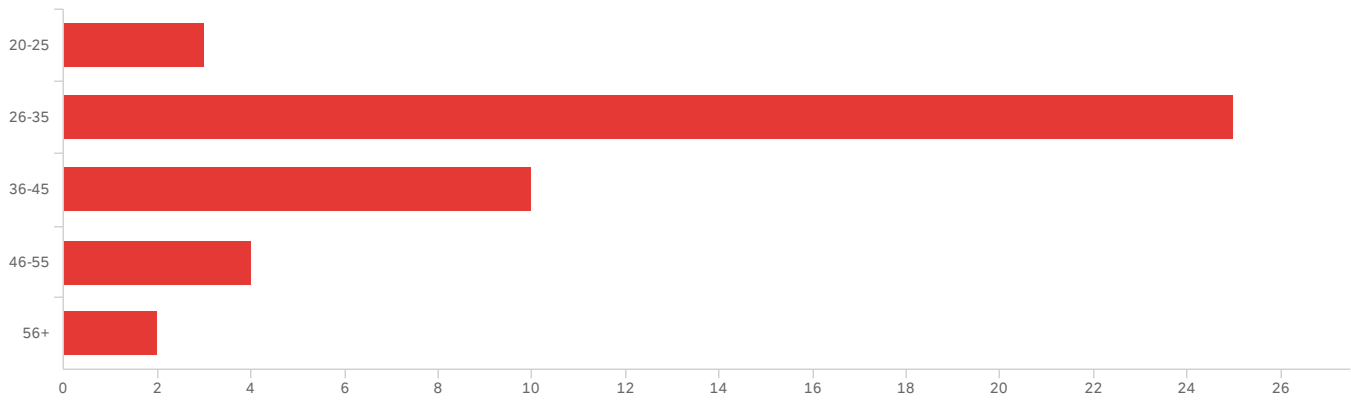
#	Field	Minimum	Maximum	Mean	Std Deviation	Variance	Count
1	Sexual orientation:	1.00	99.00	9.45	24.22	586.84	44

#	Field	Choice Count
1	Bisexual	2.27% 1
2	Gay/Lesbian	4.55% 2
3	Heterosexual	86.36% 38
99	Prefer not to answer	6.82% 3

44

Showing rows 1 - 5 of 5

Q5 - Age in years:

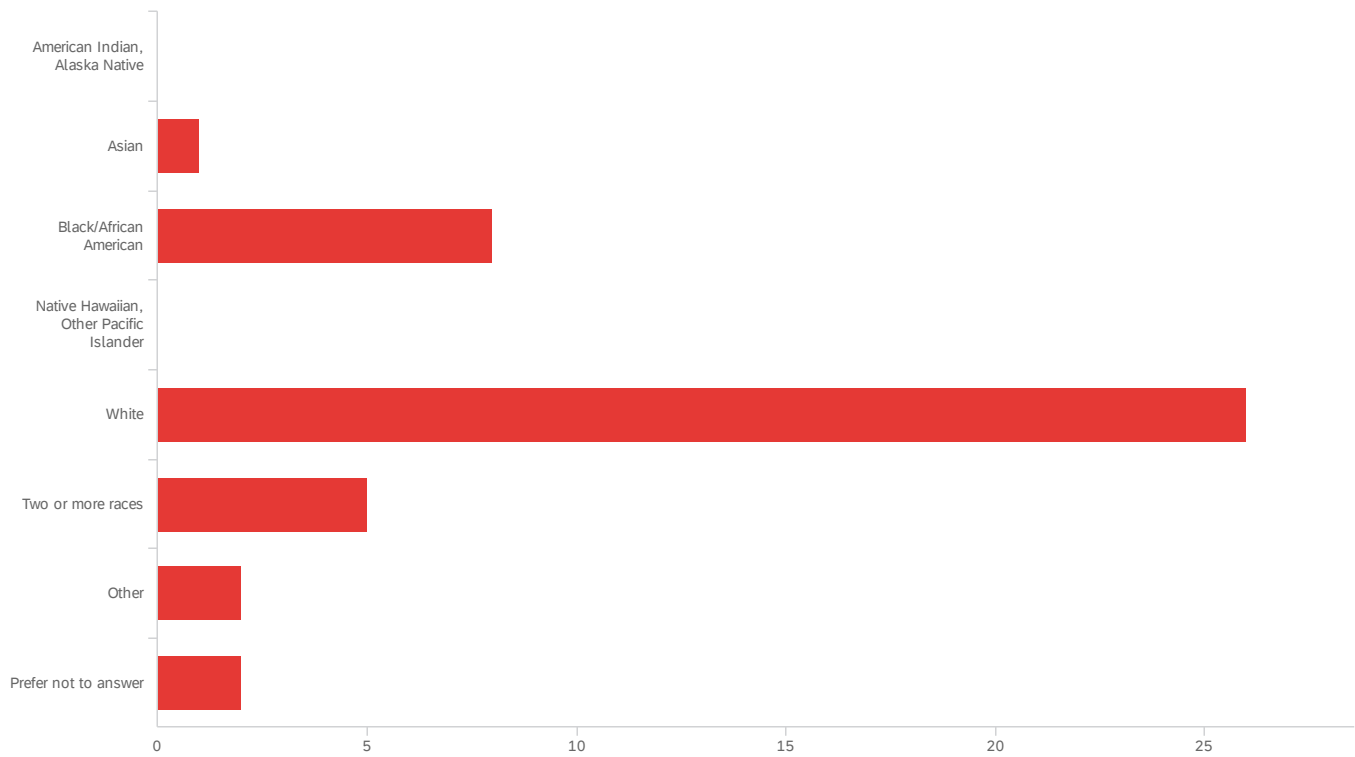


#	Field	Minimum	Maximum	Mean	Std Deviation	Variance	Count
1	Age in years:	1.00	5.00	2.48	0.92	0.84	44

#	Field	Choice Count
1	20-25	6.82% 3
2	26-35	56.82% 25
3	36-45	22.73% 10
4	46-55	9.09% 4
5	56+	4.55% 2
		44

Showing rows 1 - 6 of 6

Q6 - Race/Ethnicity:



#	Field	Minimum	Maximum	Mean	Std Deviation	Variance	Count
1	Race/Ethnicity: - Selected Choice	2.00	99.00	9.05	19.66	386.50	44

#	Field	Choice Count
1	American Indian, Alaska Native	0.00% 0
2	Asian	2.27% 1
3	Black/African American	18.18% 8
4	Native Hawaiian, Other Pacific Islander	0.00% 0
5	White	59.09% 26
6	Two or more races	11.36% 5
7	Other	4.55% 2
99	Prefer not to answer	4.55% 2

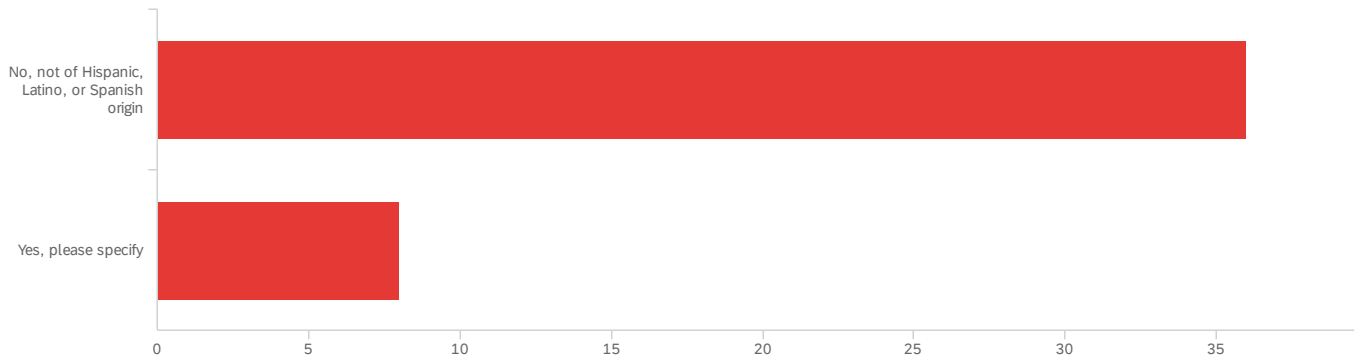
Showing rows 1 - 9 of 9

Q6_7_TEXT - Other

Other

Latino

Q7 - Are you of Hispanic, Latino, or Spanish origin?



#	Field	Minimum	Maximum	Mean	Std Deviation	Variance	Count
1	Are you of Hispanic, Latino, or Spanish origin? - Selected Choice	1.00	2.00	1.82	0.39	0.15	44

#	Field	Choice Count
2	No, not of Hispanic, Latino, or Spanish origin	81.82% 36
1	Yes, please specify	18.18% 8

44

Showing rows 1 - 3 of 3

Q7_2_TEXT - Yes, please specify

Yes, please specify

Mexican-American

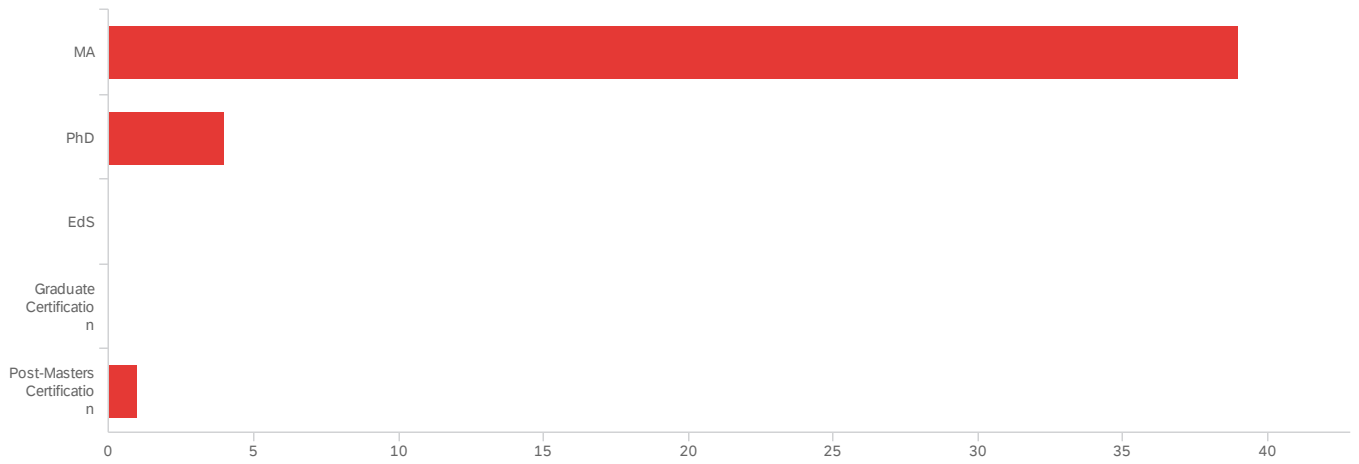
Yes

Half Ecuadorian

Mexican / Portuguese

Bolivian

Q8 - Which degree or certificate did you earn?

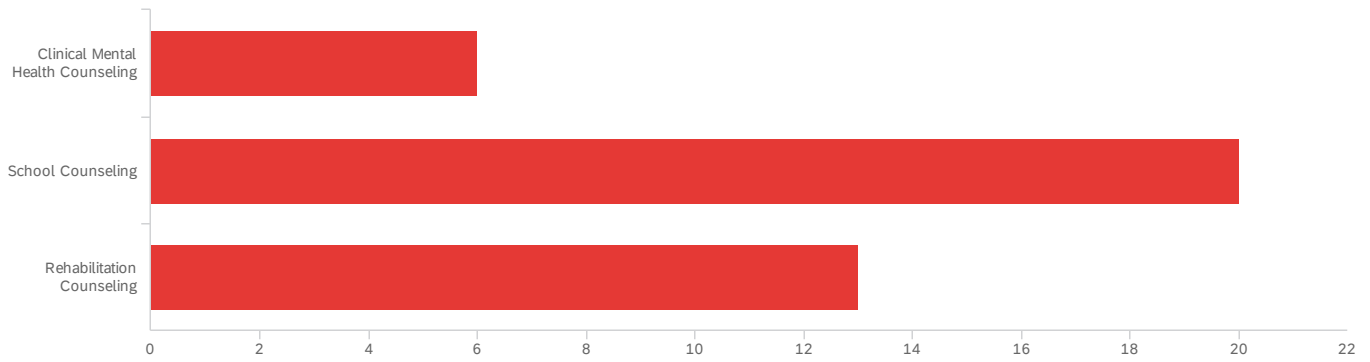


#	Field	Minimum	Maximum	Mean	Std Deviation	Variance	Count
1	Which degree or certificate did you earn?	1.00	5.00	1.18	0.65	0.42	44

#	Field	Choice Count
1	MA	88.64% 39
2	PhD	9.09% 4
3	EdS	0.00% 0
4	Graduate Certification	0.00% 0
5	Post-Masters Certification	2.27% 1
		44

Showing rows 1 - 6 of 6

Q9 - Which master's program did you complete?

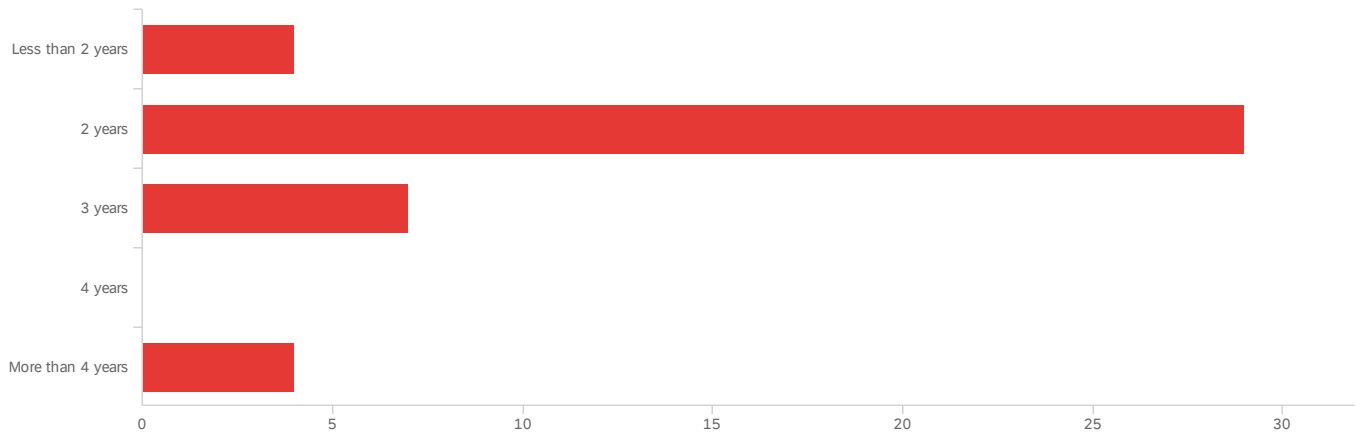


#	Field	Minimum	Maximum	Mean	Std Deviation	Variance	Count
1	Which master's program did you complete?	1.00	3.00	2.18	0.67	0.45	39

#	Field	Choice Count
1	Clinical Mental Health Counseling	15.38% 6
2	School Counseling	51.28% 20
3	Rehabilitation Counseling	33.33% 13
		39

Showing rows 1 - 4 of 4

Q10 - How many years did it take you in the program to graduate?

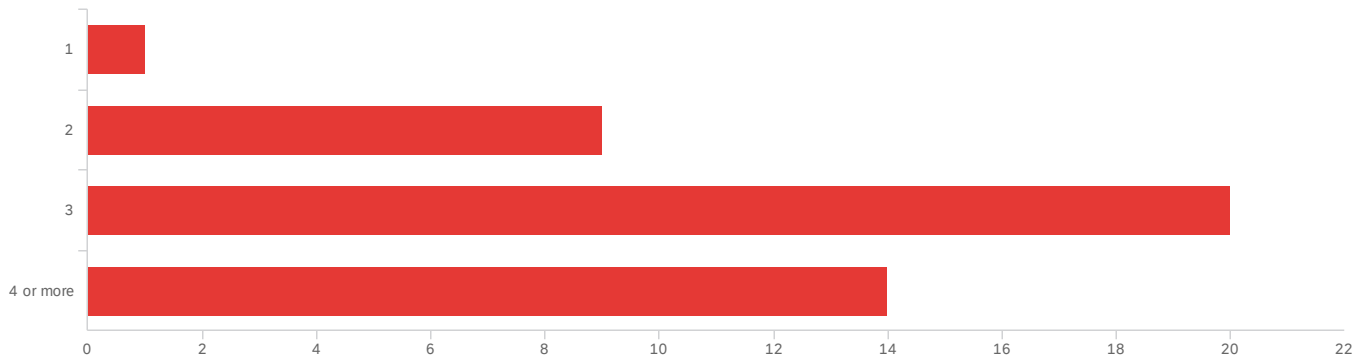


#	Field	Minimum	Maximum	Mean	Std Deviation	Variance	Count
1	How many years did it take you in the program to graduate?	1.00	5.00	2.34	0.98	0.95	44

#	Field	Choice Count
1	Less than 2 years	9.09% 4
2	2 years	65.91% 29
3	3 years	15.91% 7
4	4 years	0.00% 0
5	More than 4 years	9.09% 4
		44

Showing rows 1 - 6 of 6

Q11 - Average number of courses enrolled per semester:



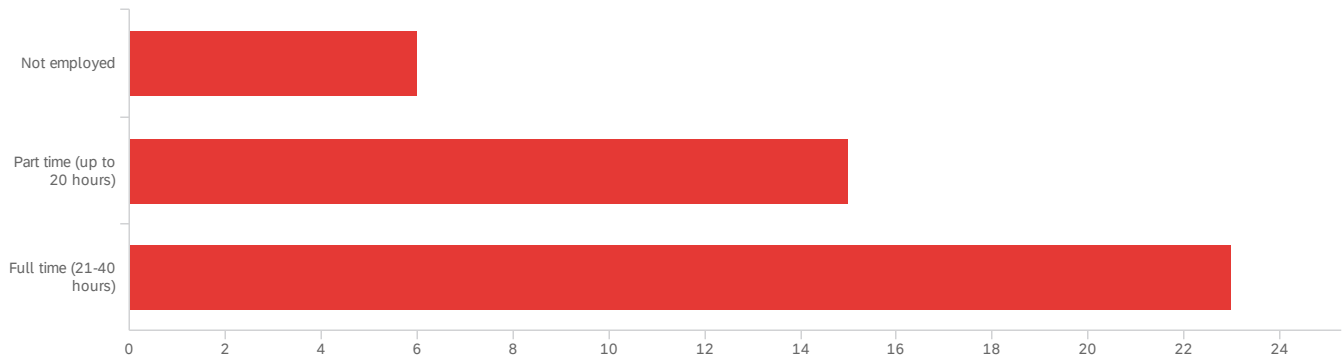
#	Field	Minimum	Maximum	Mean	Std Deviation	Variance	Count
1	Average number of courses enrolled per semester:	1.00	4.00	3.07	0.78	0.61	44

#	Field	Choice Count
1	1	2.27% 1
2	2	20.45% 9
3	3	45.45% 20
4	4 or more	31.82% 14

44

Showing rows 1 - 5 of 5

Q12 - Employment status while enrolled:

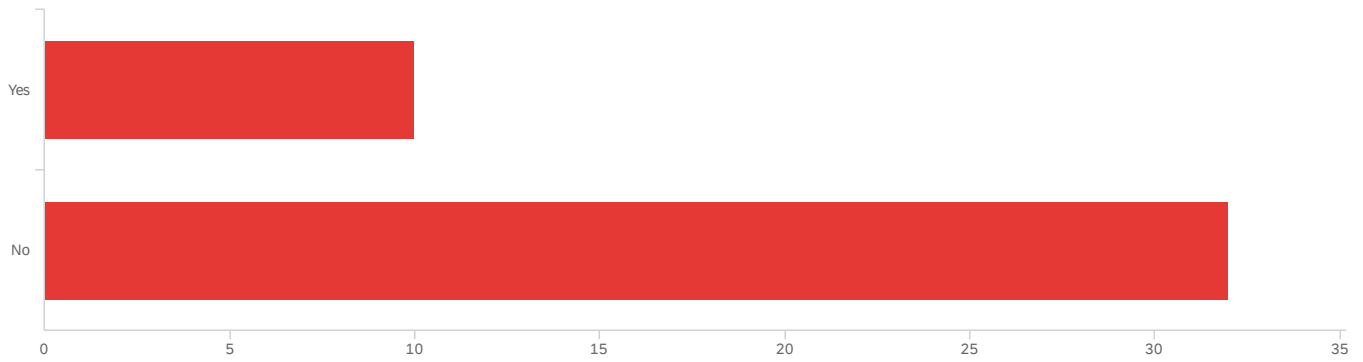


#	Field	Minimum	Maximum	Mean	Std Deviation	Variance	Count
1	Employment status while enrolled:	1.00	3.00	2.39	0.71	0.51	44

#	Field	Choice Count
1	Not employed	13.64% 6
2	Part time (up to 20 hours)	34.09% 15
3	Full time (21-40 hours)	52.27% 23
		44

Showing rows 1 - 4 of 4

Q13 - Do you currently hold a clinical license?



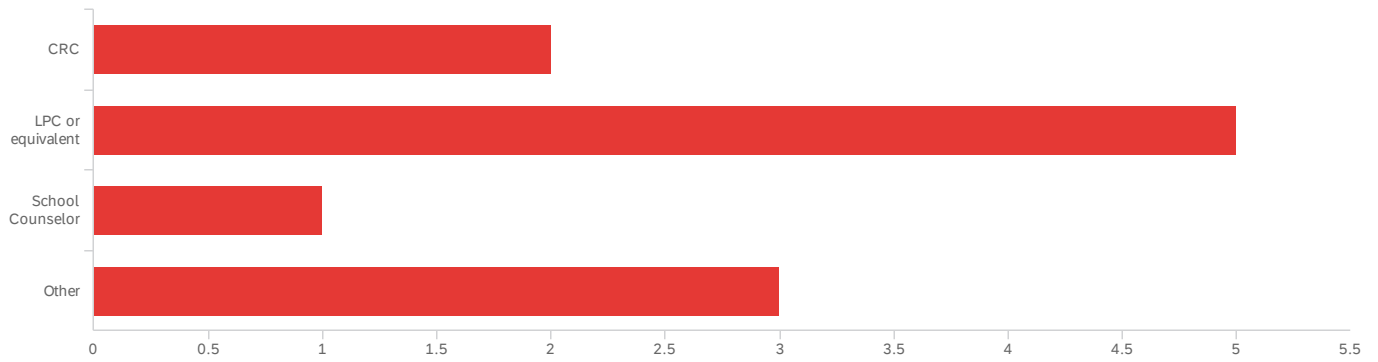
#	Field	Minimum	Maximum	Mean	Std Deviation	Variance	Count
1	Do you currently hold a clinical license?	1.00	2.00	1.76	0.43	0.18	42

#	Field	Choice	Count
1	Yes	23.81%	10
2	No	76.19%	32

42

Showing rows 1 - 3 of 3

Q14 - Are you licensed as a:



#	Field	Choice Count
1	CRC	18.18% 2
2	LPC or equivalent	45.45% 5
3	School Counselor	9.09% 1
4	Other	27.27% 3

11

Showing rows 1 - 5 of 5

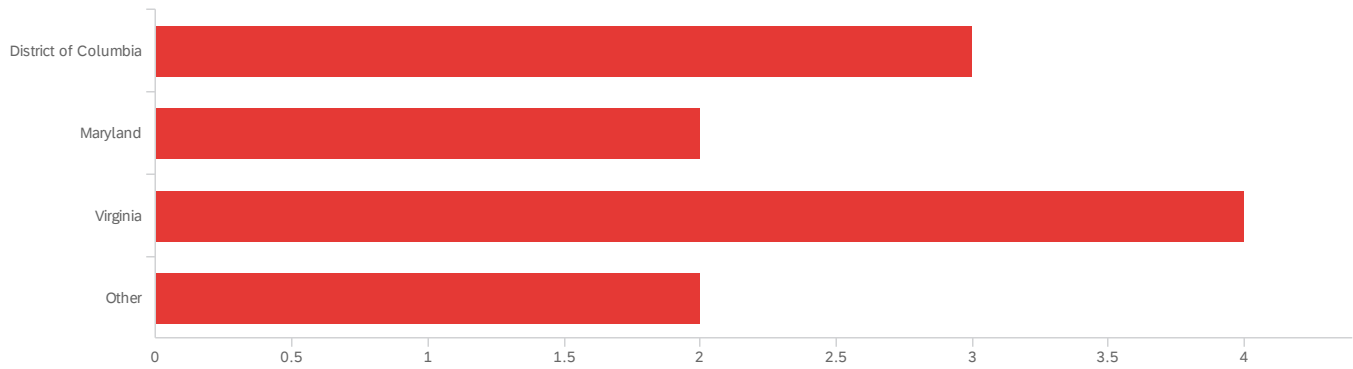
Q14_4_TEXT - Other

Other

Virginia QMHP

LGPC

Q15 - In which state(s) do you currently hold a license?



#	Field	Choice Count
1	District of Columbia	27.27% 3
2	Maryland	18.18% 2
3	Virginia	36.36% 4
4	Other	18.18% 2

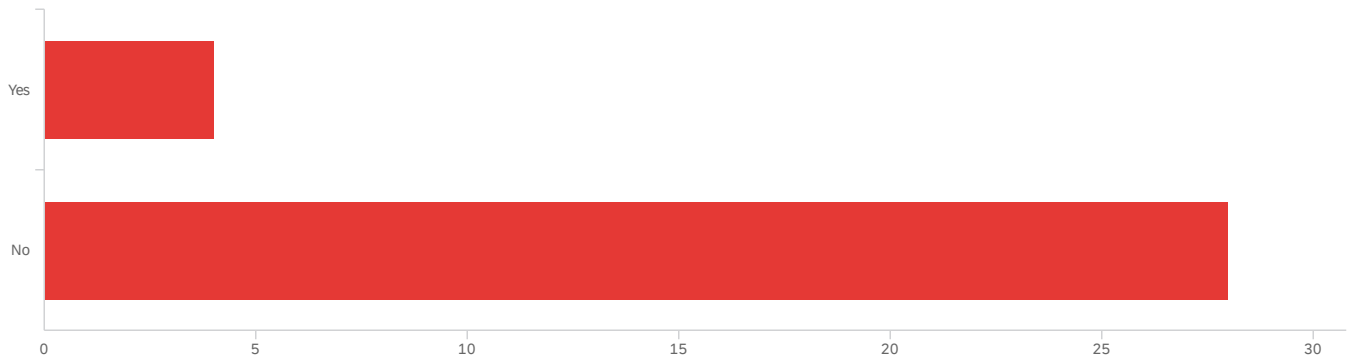
11

Showing rows 1 - 5 of 5

Q15_4_TEXT - Other

Other

Q16 - Are you registered with a state licensing board in pursuit of licensure?



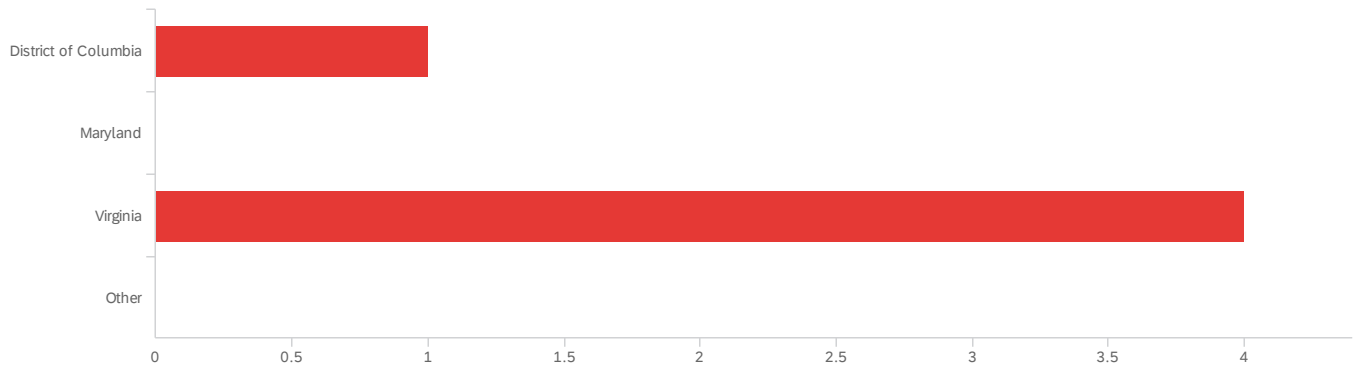
#	Field	Minimum	Maximum	Mean	Std Deviation	Variance	Count
1	Are you registered with a state licensing board in pursuit of licensure?	1.00	2.00	1.88	0.33	0.11	32

#	Field	Choice Count
1	Yes	12.50% 4
2	No	87.50% 28

32

Showing rows 1 - 3 of 3

Q17 - In which state(s) are you currently pursuing licensure?



#	Field	Choice Count
1	District of Columbia	20.00% 1
2	Maryland	0.00% 0
4	Virginia	80.00% 4
3	Other	0.00% 0

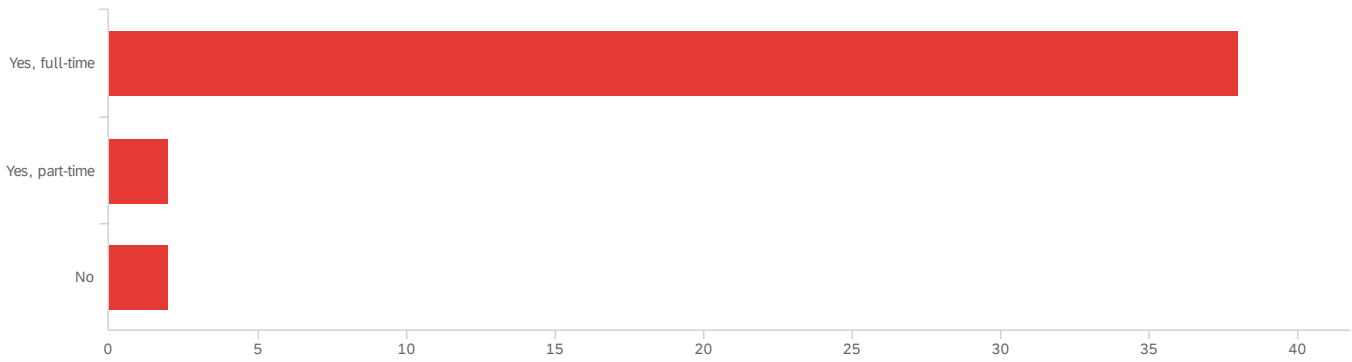
5

Showing rows 1 - 5 of 5

Q17_3_TEXT - Other

Other

Q18 - Are you currently employed?



#	Field	Minimum	Maximum	Mean	Std Deviation	Variance	Count
1	Are you currently employed?	1.00	3.00	1.14	0.47	0.22	42

#	Field	Choice Count
1	Yes, full-time	90.48% 38
2	Yes, part-time	4.76% 2
3	No	4.76% 2
		42

Showing rows 1 - 4 of 4

Q19 - Please provide the name of your employer:

Please provide the name of your employer:

FCPS

Blue ridge school district

DoD

FCPS

Prince William County Schools

Arlington Public Schools

Diocese of Arlington Catholic Schools

Disability Rights Texas

Accrossed the Board Services

Trauma and hope

State of Hawaii - Department of Human Services - Division of Vocational Rehabilitation

Jurupa Unified School District

Stafford County Public Schools - Colonial Forge High School

Saint Mary Magdalene Academy

Ho'opono Services for the Blind Branch of Division of Vocational Rehabilitation State of Hawaii

APS

Prince William county schools

PA Office of Vocational Rehabilitation

Department of Defense

State of Washington

State of Nevada Bureau of Vocational Rehabilitation

The Crone Esquivel Group

Please provide the name of your employer:

DARS

The Trust (Powered by the NFLPA)

OVR

Stafford County Public Schools

Q20 - Please provide an email contact for your employer:

Please provide an email contact for your employer:

Dsberhan@fcps.edu

Websterc@brsd.org

Colby.dillard@dodiis.mil

zwfisher@fcps.edu

bevanssb@pwcs.edu

kstanfill@drtx.org

shayrl@staffordschools.net

ceinwen.gilmore@smmacademy.org

cmadruga@dhs.hawaii.gov

kbaskett@pa.gov

Unknown

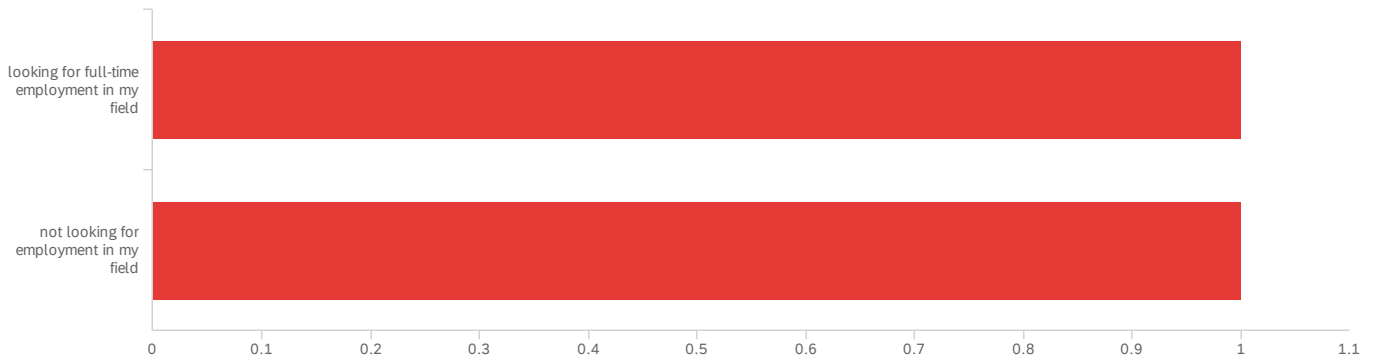
c-canton@detr.nv.gov

JAC@CroneEsquivelGroupLLC.com

Ermartin@pa.gov

Stemplejd@staffordschools.net

Q21 - Which best describes your current situation?



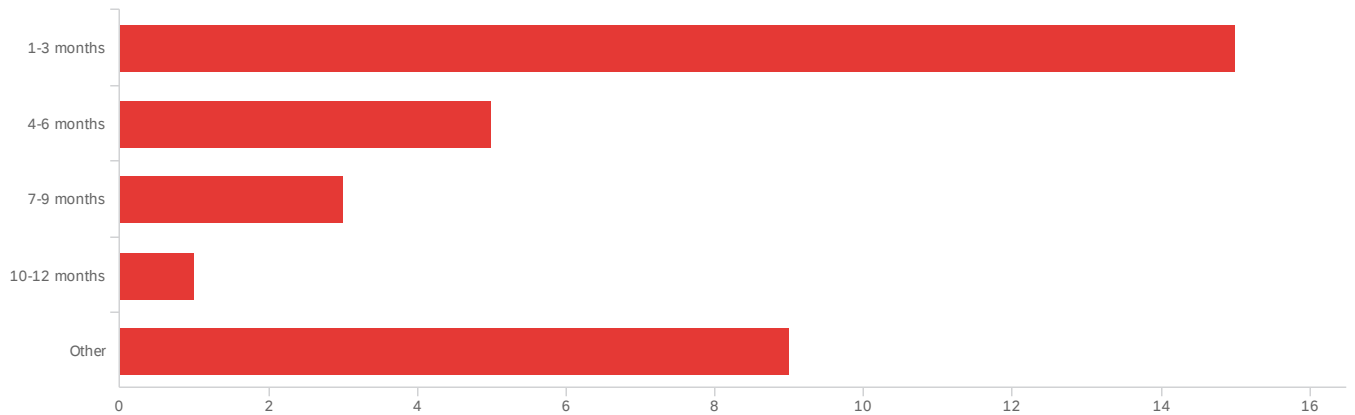
#	Field	Minimum	Maximum	Mean	Std Deviation	Variance	Count
1	Which best describes your current situation?	1.00	2.00	1.50	0.50	0.25	2

#	Field	Choice Count
1	looking for full-time employment in my field	50.00% 1
2	not looking for employment in my field	50.00% 1

2

Showing rows 1 - 3 of 3

Q22 - How many months did it take you to find your current employment?



#	Field	Minimum	Maximum	Mean	Std Deviation	Variance	Count
1	How many months did it take you to find your current employment? - Selected Choice	1.00	5.00	2.52	1.69	2.86	33

#	Field	Choice Count
1	1-3 months	45.45% 15
2	4-6 months	15.15% 5
3	7-9 months	9.09% 3
4	10-12 months	3.03% 1
5	Other	27.27% 9
		33

Showing rows 1 - 6 of 6

Q22_5_TEXT - Other

Other

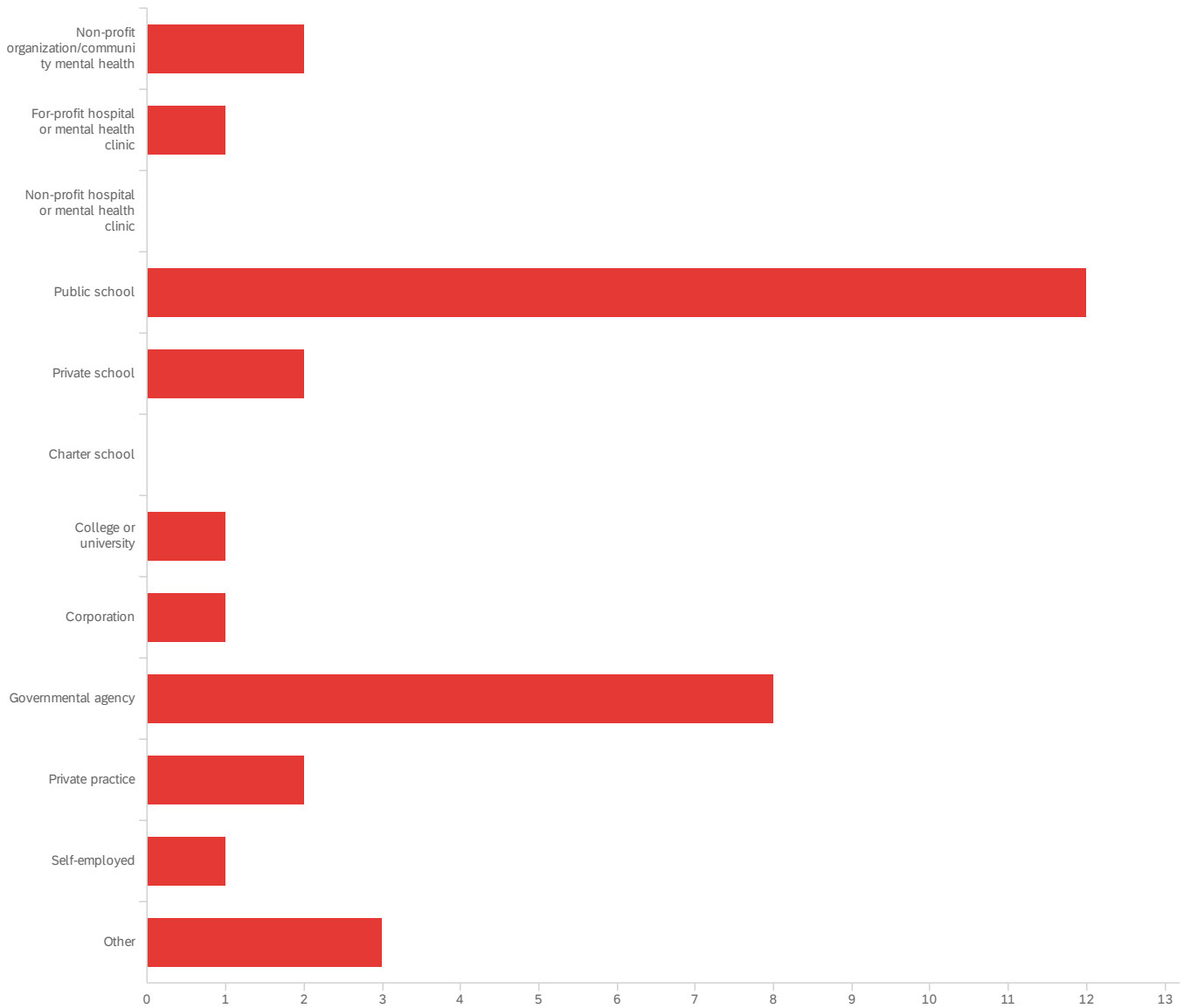
Employment lined up prior to graduation.

0 months - I was already employed

I was already employed. Not connected to my degree

0

Q23 - Which of the following describes your current place of employment?



#	Field	Minimum	Maximum	Mean	Std Deviation	Variance	Count
1	Which of the following describes your current place of employment? - Selected Choice	1.00	12.00	6.55	3.25	10.55	33

#	Field	Choice Count
1	Non-profit organization/community mental health	6.06% 2
2	For-profit hospital or mental health clinic	3.03% 1

#	Field	Choice Count
3	Non-profit hospital or mental health clinic	0.00% 0
4	Public school	36.36% 12
5	Private school	6.06% 2
6	Charter school	0.00% 0
7	College or university	3.03% 1
8	Corporation	3.03% 1
9	Governmental agency	24.24% 8
10	Private practice	6.06% 2
11	Self-employed	3.03% 1
12	Other	9.09% 3

33

Showing rows 1 - 13 of 13

Q23_12_TEXT - Other

Other

Non profit law firm.

Federal government

Q24 - What is the name of the company/agency/organization for whom you work?

What is the name of the company/agency/organization for whom you work?

Blue ridge school district

Exceptional Matters LLC

DoD

FCPS

Arlington Public Schools

Saint Leo the Great Catholic School

Disability Rights Texas

Acrossed the Board Services

Trauma and hope

Jurupa Valley High School

Stafford County Public Schools - Colonial Forge High School

University of Providence

Ho'opono Services for the Blind Branch

Prince William county schools

PA Office of Vocational Rehabilitation

AFOSI

Washington Division of Vocational Rehabilitation

State of Nevada Bureau of Vocational Rehabilitation

The Crone Esquivel Group

Virginia DARS

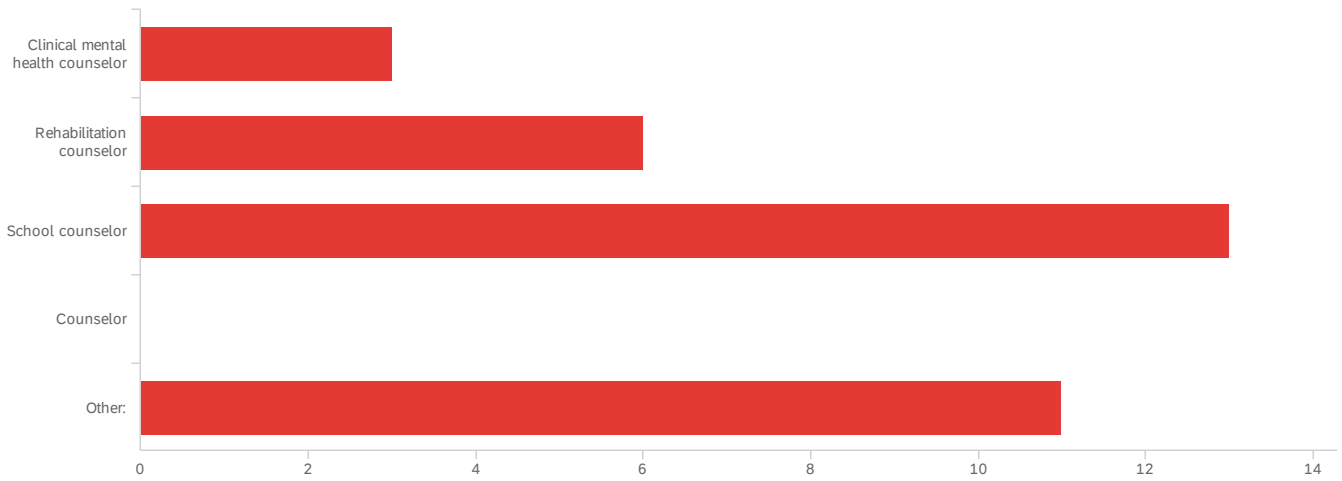
The Trust (Powered by the NFLPA)

Office of Vocational Rehabilitation

What is the name of the company/agency/organization for whom you work?

Stafford County Schools

Q25 - What is your current job title?



#	Field	Minimum	Maximum	Mean	Std Deviation	Variance	Count
1	What is your current job title? - Selected Choice	1.00	5.00	3.30	1.34	1.79	33

#	Field	Choice Count
1	Clinical mental health counselor	9.09% 3
2	Rehabilitation counselor	18.18% 6
3	School counselor	39.39% 13
4	Counselor	0.00% 0
5	Other:	33.33% 11
		33

Showing rows 1 - 6 of 6

Q25_5_TEXT - Other:

Other:

QMHP

Disability Program Manager

Advocate

Other:

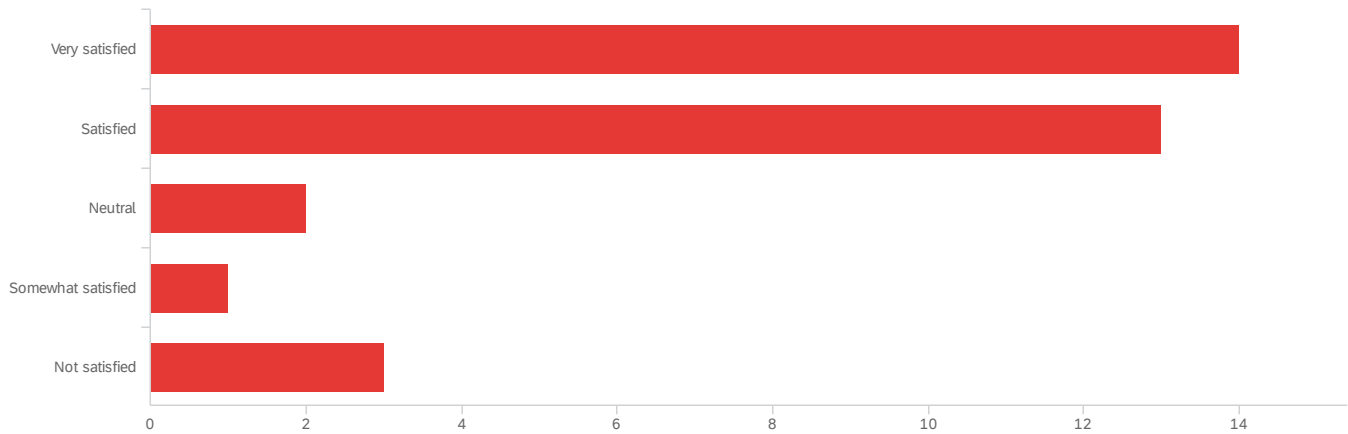
Therapeutic Day Treatment Specialist

Vocational Rehabilitation Specialist

Federal Agent

Teacher

Q26 - How satisfied are you with your job?

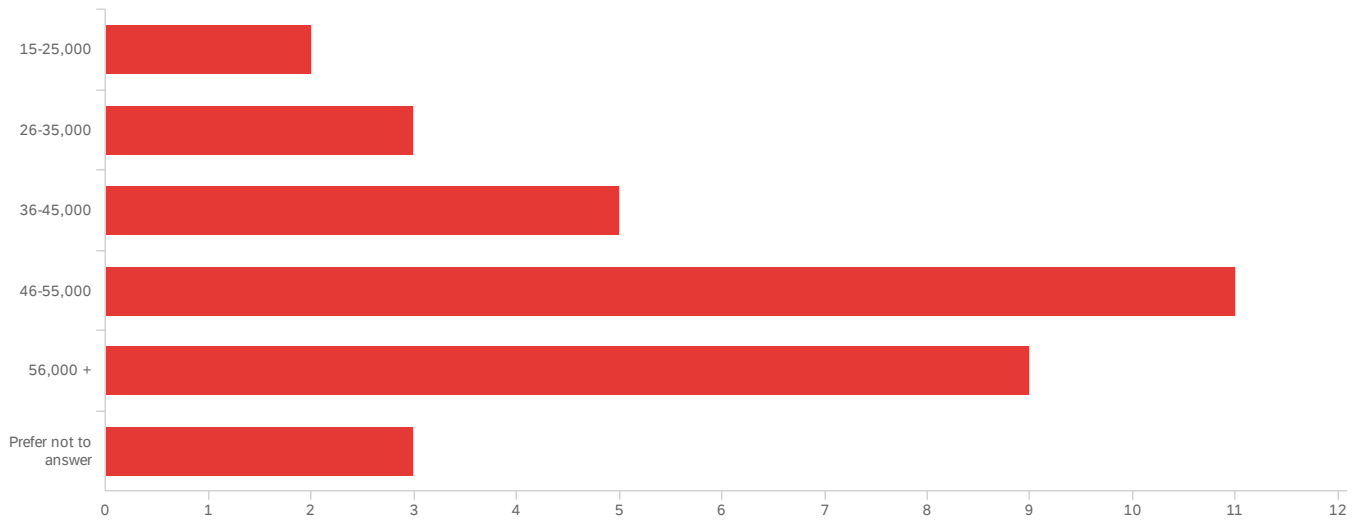


#	Field	Minimum	Maximum	Mean	Std Deviation	Variance	Count
1	How satisfied are you with your job?	1.00	5.00	4.03	1.19	1.42	33

#	Field	Choice Count
5	Very satisfied	42.42% 14
4	Satisfied	39.39% 13
3	Neutral	6.06% 2
2	Somewhat satisfied	3.03% 1
1	Not satisfied	9.09% 3
		33

Showing rows 1 - 6 of 6

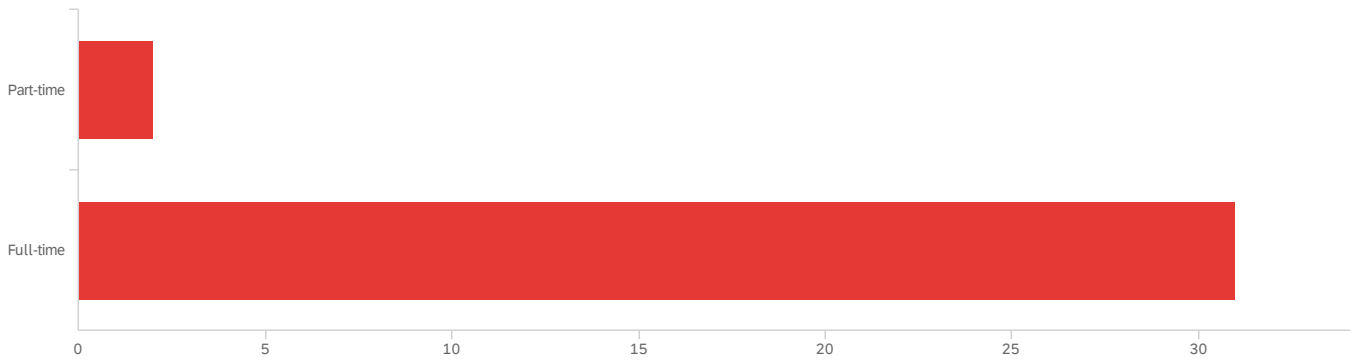
Q15#1 - What was your initial, post-graduate salary? - Salary



#	Field	Minimum	Maximum	Mean	Std Deviation	Variance	Count
1	Initial, post-graduate salary	1.00	99.00	12.39	27.41	751.33	33

#	Field	Choice Count
1	15-25,000	6.06% 2
2	26-35,000	9.09% 3
3	36-45,000	15.15% 5
4	46-55,000	33.33% 11
5	56,000 +	27.27% 9
99	Prefer not to answer	9.09% 3

Q15#2 - What was your initial, post-graduate salary? - Type of Employment



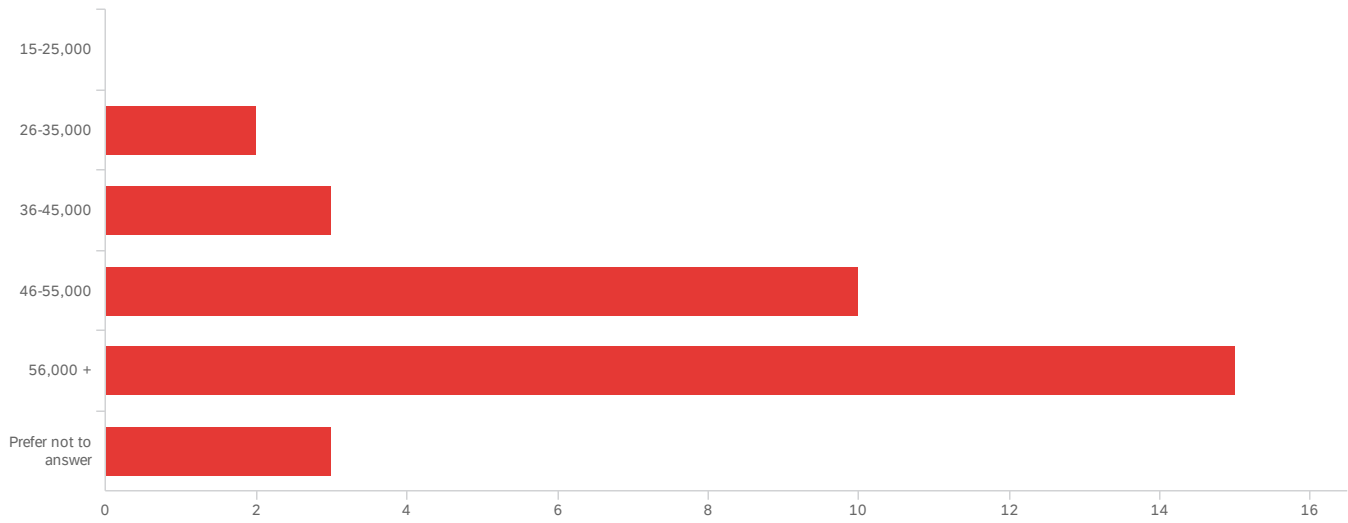
#	Field	Minimum	Maximum	Mean	Std Deviation	Variance	Count
1	Initial, post-graduate salary	1.00	2.00	1.94	0.24	0.06	33

#	Field	Choice Count
1	Part-time	6.06% 2
2	Full-time	93.94% 31

33

Showing rows 1 - 3 of 3

Q28 - What is your current salary?



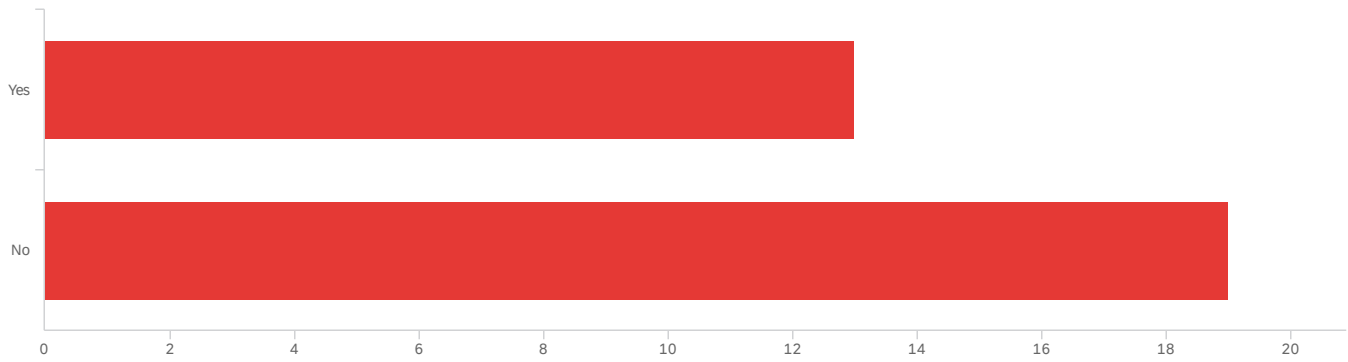
#	Field	Minimum	Maximum	Mean	Std Deviation	Variance	Count
1	What is your current salary?	2.00	99.00	12.88	27.25	742.41	33

#	Field	Choice Count
1	15-25,000	0.00% 0
2	26-35,000	6.06% 2
3	36-45,000	9.09% 3
4	46-55,000	30.30% 10
5	56,000 +	45.45% 15
99	Prefer not to answer	9.09% 3

33

Showing rows 1 - 7 of 7

Q29 - Do you currently receive supervision for your counseling work?



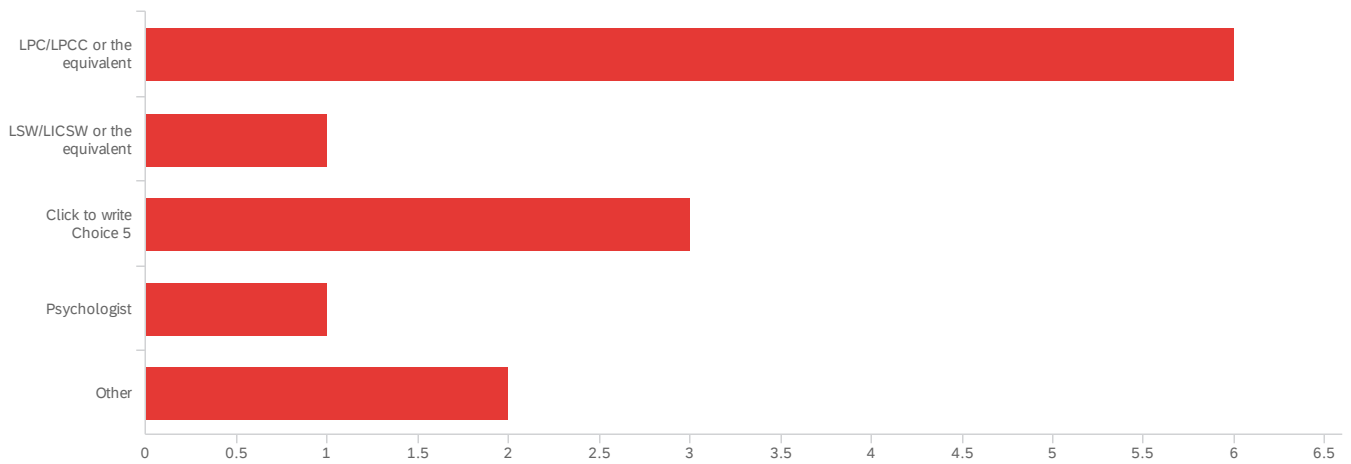
#	Field	Minimum	Maximum	Mean	Std Deviation	Variance	Count
1	Do you currently receive supervision for your counseling work?	1.00	2.00	1.59	0.49	0.24	32

#	Field	Choice Count
1	Yes	40.63% 13
2	No	59.38% 19

32

Showing rows 1 - 3 of 3

Q30 - What licensure does your supervisor hold?

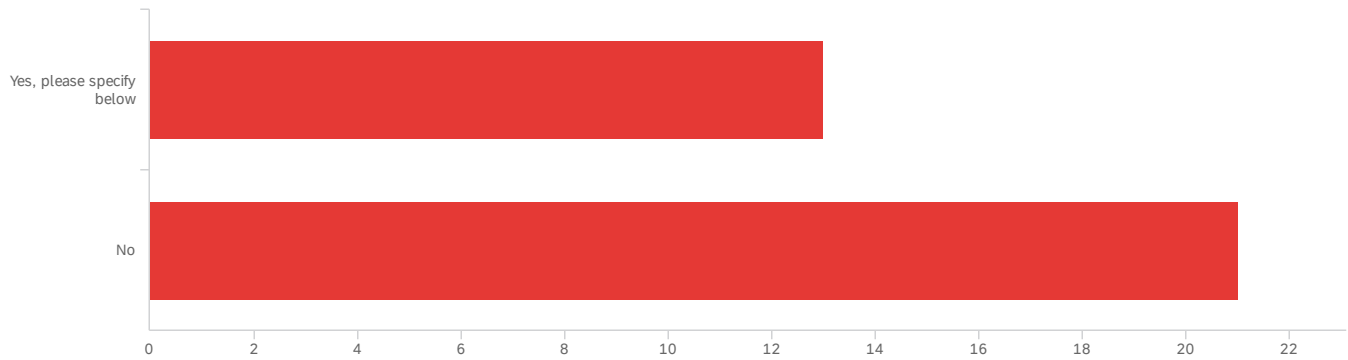


#	Field	Minimum	Maximum	Mean	Std Deviation	Variance	Count
1	What licensure does your supervisor hold?	1.00	5.00	2.38	1.50	2.24	13

#	Field	Choice Count
1	LPC/LPCC or the equivalent	46.15% 6
2	LSW/LICSW or the equivalent	7.69% 1
3	Click to write Choice 5	23.08% 3
4	Psychologist	7.69% 1
5	Other	15.38% 2
		13

Showing rows 1 - 6 of 6

Q31 - Do you regularly attend professional conferences?



#	Field	Minimum	Maximum	Mean	Std Deviation	Variance	Count
1	Do you regularly attend professional conferences? - Selected Choice	1.00	2.00	1.62	0.49	0.24	34

#	Field	Choice Count
1	Yes, please specify below	38.24% 13
2	No	61.76% 21
		34

Showing rows 1 - 3 of 3

Q31_1_TEXT - Yes, please specify below

Yes, please specify below

State and local counseling conferences

As often as able. College counseling days, division sponsored conferences

British Association of Counseling and Psychotherapy

PacRim Disability Conference

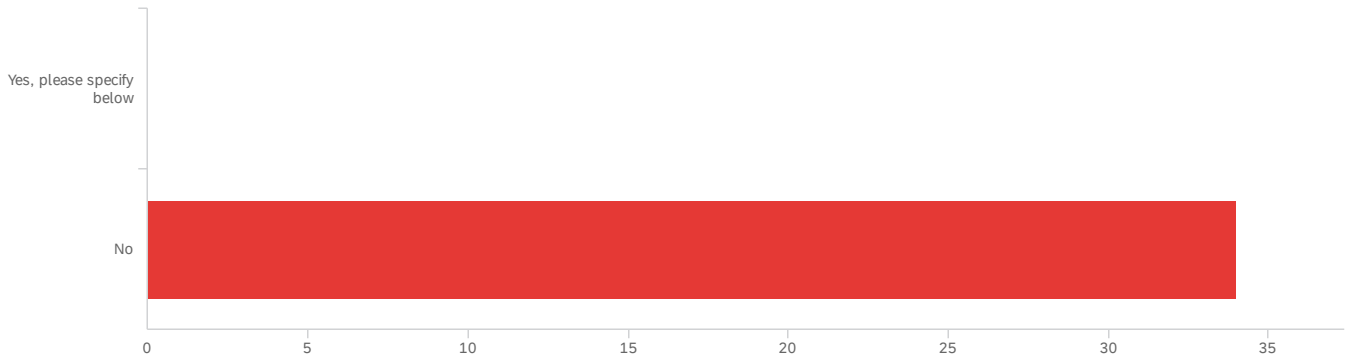
VSCA

Pa Rehabilitation Association Professional Development Institute

ADARA

Q32 - Within the past year, have you presented at any professional conferences?

(Counseling, Psychological, etc.)



#	Field	Minimum	Maximum	Mean	Std Deviation	Variance	Count
1	Within the past year, have you presented at any professional conferences? (Counseling, Psychological, etc.) - Selected Choice	2.00	2.00	2.00	0.00	0.00	34

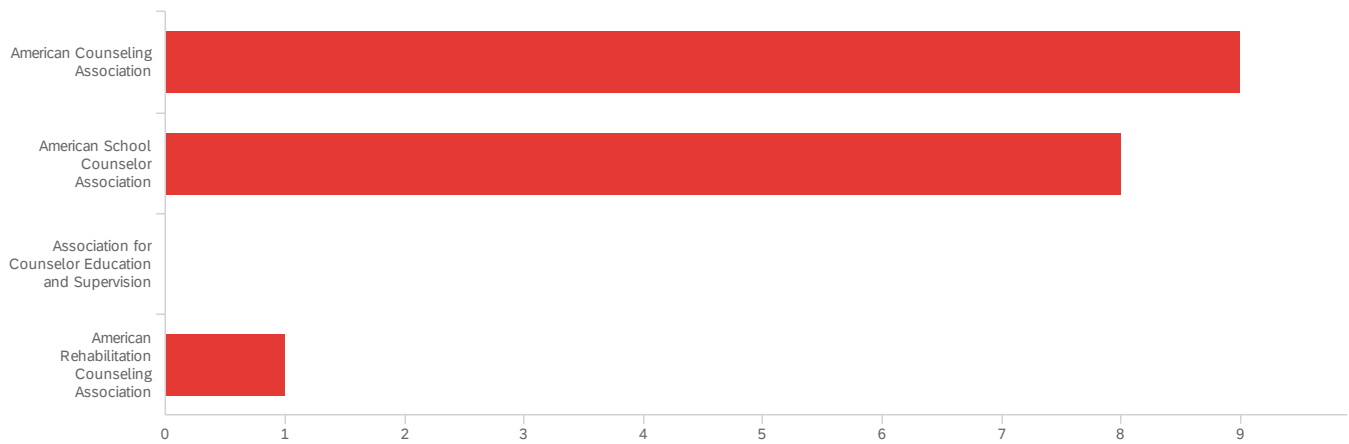
#	Field	Choice Count
1	Yes, please specify below	0.00% 0
2	No	100.00% 34
		34

Showing rows 1 - 3 of 3

Q32_1_TEXT - Yes, please specify below

Yes, please specify below

Q33 - Please list membership for any professional organizations below.



#	Field	Minimum	Maximum	Mean	Std Deviation	Variance	Count
1	Please list membership for any professional organizations below. - Selected Choice	1.00	4.00	1.61	0.76	0.57	18

#	Field	Choice Count
1	American Counseling Association	50.00% 9
2	American School Counselor Association	44.44% 8
3	Association for Counselor Education and Supervision	0.00% 0
4	American Rehabilitation Counseling Association	5.56% 1

18

Showing rows 1 - 5 of 5

Q33_1_TEXT - Other

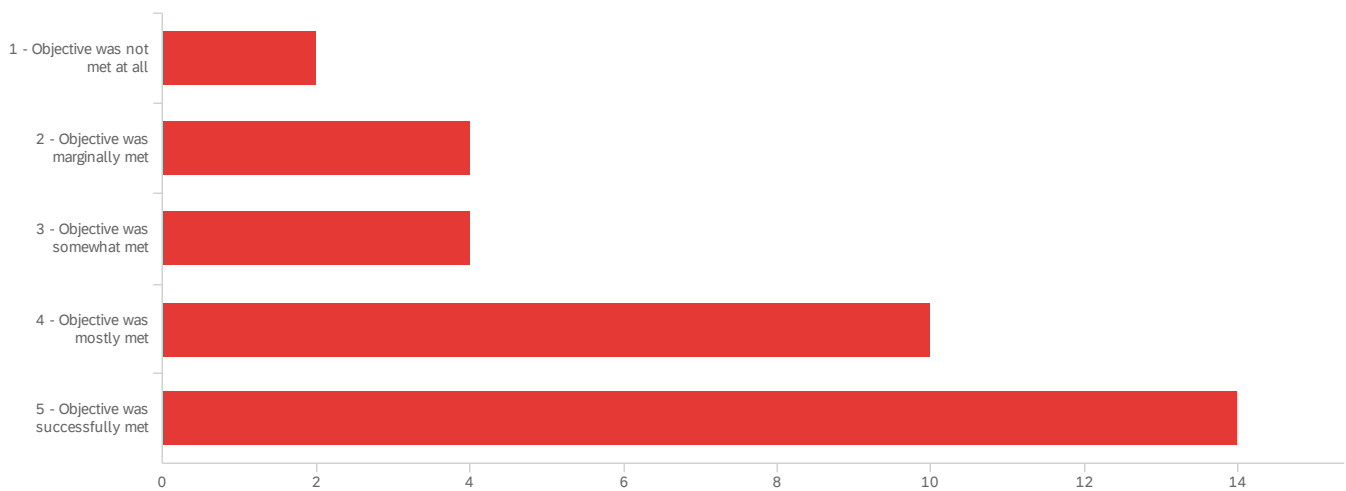
Other

National Rehabilitation Association; Texas Rehabilitation Assn; Houston Area Rehab Assn

National Rehabilitation Association

National Rehabilitation Associaton

Q34 - The Department of Counseling and Human Development has identified 7 program objectives that guide the training our students receive. This portion of the survey refers to the stated CACREP objectives of the counseling programs. On a scale of 1-5, please rate the degree to which you feel your program met the following Professional Counseling Identity objective.

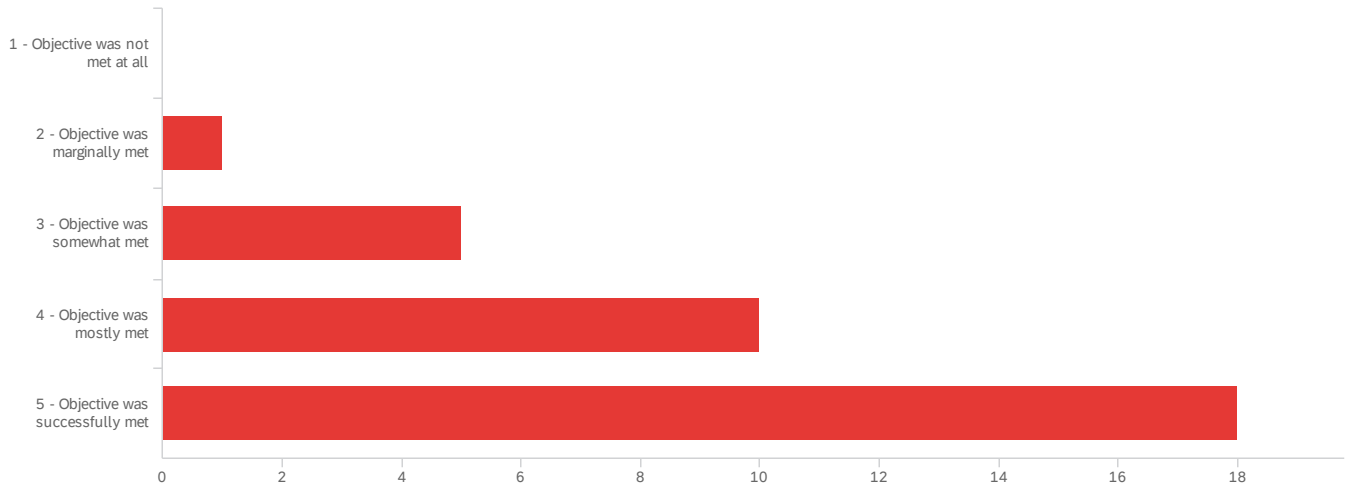


#	Field	Minimum	Maximum	Mean	Std Deviation	Variance	Count
1	To prepare counselors who are knowledgeable about the philosophy, history, professional organizations, credentialing, and current and future trends in the counseling profession.	1.00	5.00	3.88	1.23	1.52	34

#	Field	Choice Count
1	1 - Objective was not met at all	5.88% 2
2	2 - Objective was marginally met	11.76% 4
3	3 - Objective was somewhat met	11.76% 4
4	4 - Objective was mostly met	29.41% 10
5	5 - Objective was successfully met	41.18% 14
		34

Showing rows 1 - 6 of 6

Q35 - On a scale of 1-5, please rate the degree to which you feel your program met the following Self as Counselor objective.

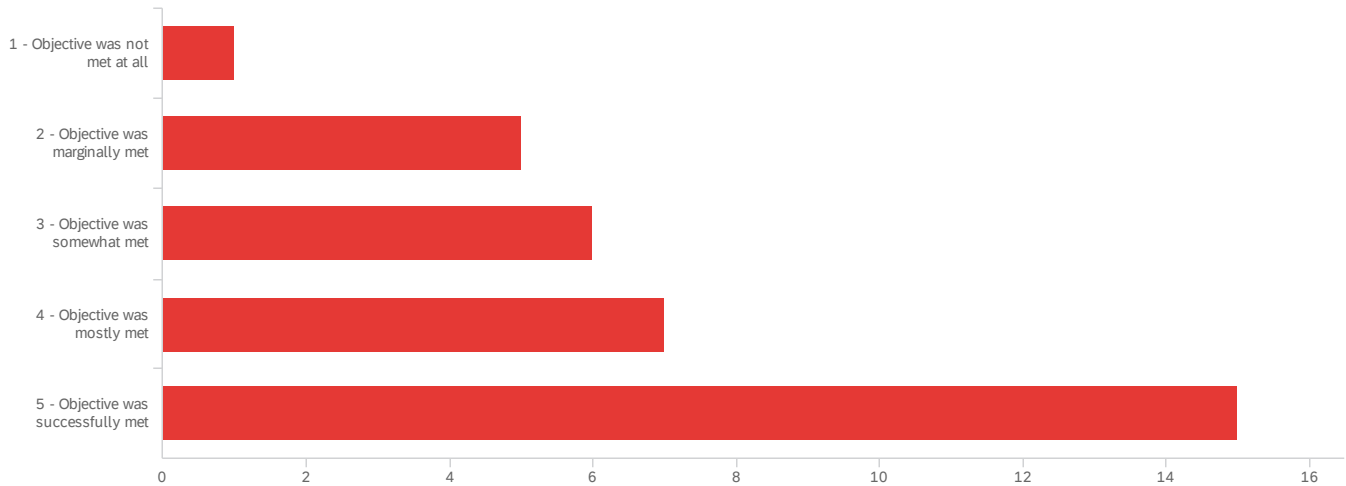


#	Field	Minimum	Maximum	Mean	Std Deviation	Variance	Count
1	To develop, through self-reflection and insight, counselors who demonstrate a strong awareness of their own values and worldviews, recognize their own competencies and limitations, and recognize/acknowledge/remediate personal issues that may impact client care and who develop a personal approach to counseling and client advocacy with a clear understanding of counselor functions.	2.00	5.00	4.32	0.83	0.69	34

#	Field	Choice Count
1	1 - Objective was not met at all	0.00% 0
2	2 - Objective was marginally met	2.94% 1
3	3 - Objective was somewhat met	14.71% 5
4	4 - Objective was mostly met	29.41% 10
5	5 - Objective was successfully met	52.94% 18
		34

Showing rows 1 - 6 of 6

Q36 - On a scale of 1-5, please rate the degree to which you feel your program met the following Multicultural Competency objective.

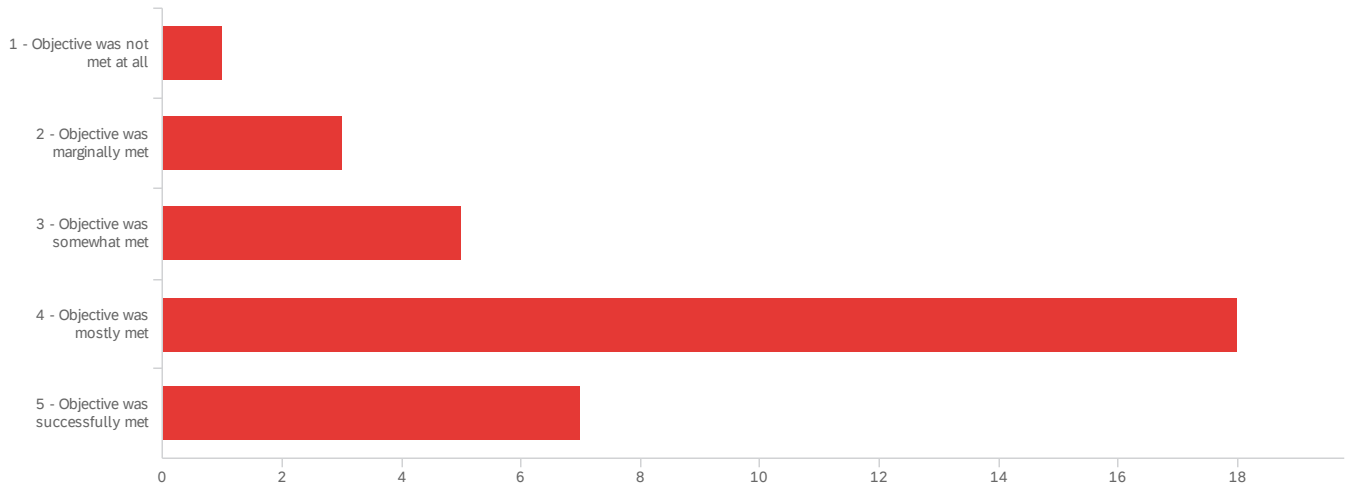


#	Field	Minimum	Maximum	Mean	Std Deviation	Variance	Count
1	To train counselors who can recognize and understand power, privilege, and difference and their own cultural attitudes, beliefs, and effects of social location and respond to social and cultural differences and changes in our society through learned strategies for working with gender and gender spectrum issues, diverse populations, ethnic and other non-dominant groups.	1.00	5.00	3.88	1.21	1.46	34

#	Field	Choice Count
1	1 - Objective was not met at all	2.94% 1
2	2 - Objective was marginally met	14.71% 5
3	3 - Objective was somewhat met	17.65% 6
4	4 - Objective was mostly met	20.59% 7
5	5 - Objective was successfully met	44.12% 15
		34

Showing rows 1 - 6 of 6

Q37 - On a scale of 1-5, please rate the degree to which you feel your program met the following Theory to Practice objective.

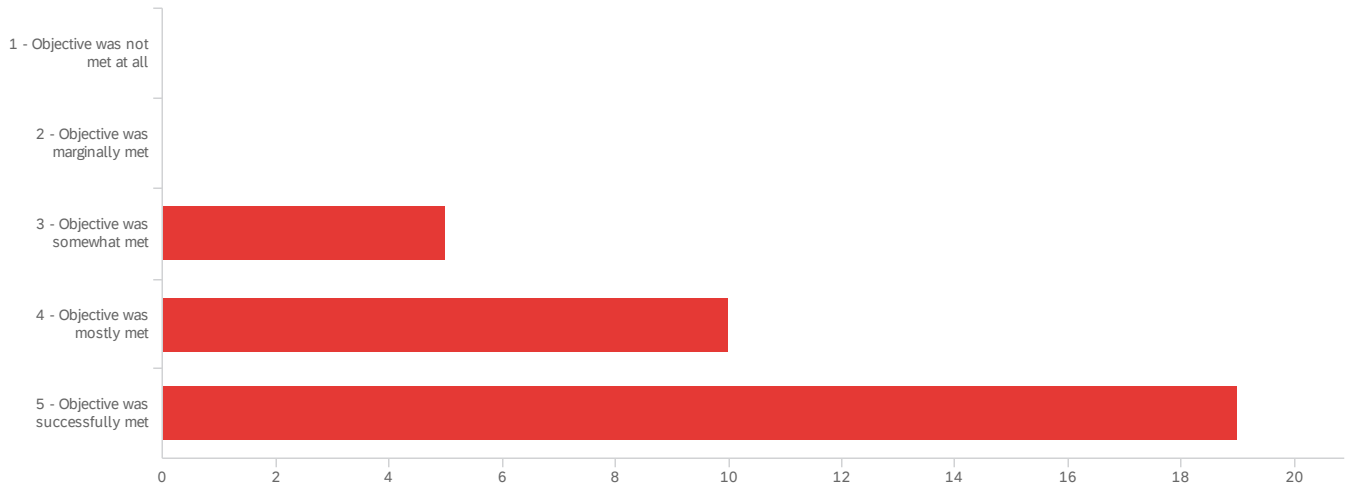


#	Field	Minimum	Maximum	Mean	Std Deviation	Variance	Count
1	To train counselors who understand of a range of counseling theories consistent with a developmental perspective. Counselor trainees will develop treatment plans and interventions consistent with their own theoretical orientation, a critical evaluation of the literature, client mental health needs and goals in counseling, diagnosis, and best practices in the profession.	1.00	5.00	3.79	0.96	0.93	34

#	Field	Choice Count
1	1 - Objective was not met at all	2.94% 1
2	2 - Objective was marginally met	8.82% 3
3	3 - Objective was somewhat met	14.71% 5
4	4 - Objective was mostly met	52.94% 18
5	5 - Objective was successfully met	20.59% 7
		34

Showing rows 1 - 6 of 6

Q38 - On a scale of 1-5, please rate the degree to which you feel your program met the following Ethical Practice objective.

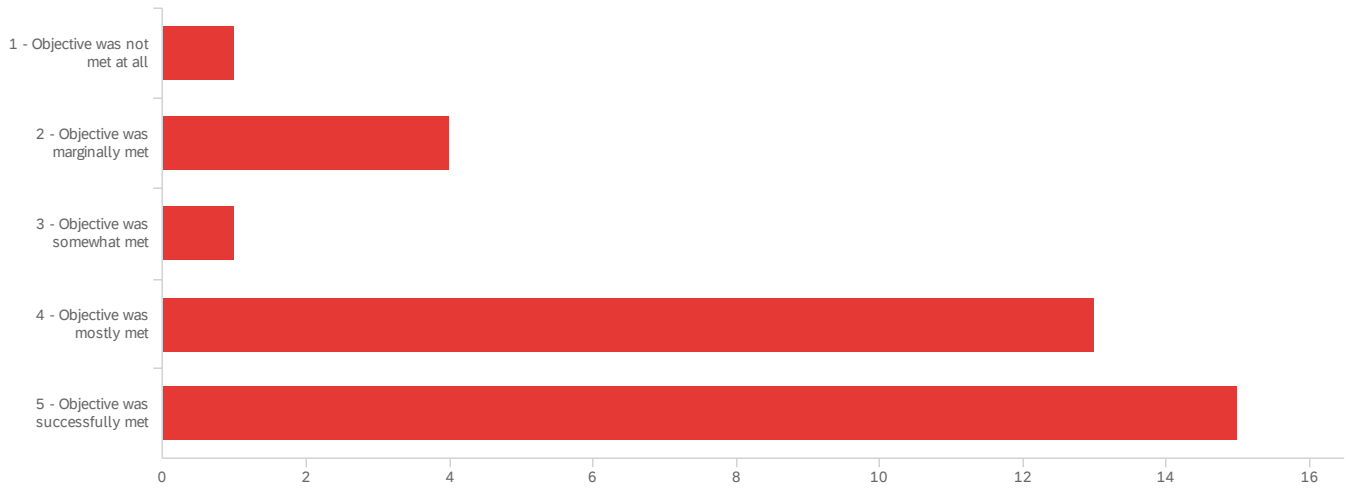


#	Field	Minimum	Maximum	Mean	Std Deviation	Variance	Count
1	To train counselors who commit to and follow professional ethics consistent with the American Counseling Association ethical guidelines who seek supervision/consultation to resolve ethical dilemmas and take personal responsibility in the event an ethical error is committed.	3.00	5.00	4.41	0.73	0.54	34

#	Field	Choice Count
1	1 - Objective was not met at all	0.00% 0
2	2 - Objective was marginally met	0.00% 0
3	3 - Objective was somewhat met	14.71% 5
4	4 - Objective was mostly met	29.41% 10
5	5 - Objective was successfully met	55.88% 19
		34

Showing rows 1 - 6 of 6

Q39 - On a scale of 1-5, please rate the degree to which you feel your program met the following Clinical Skills objective.

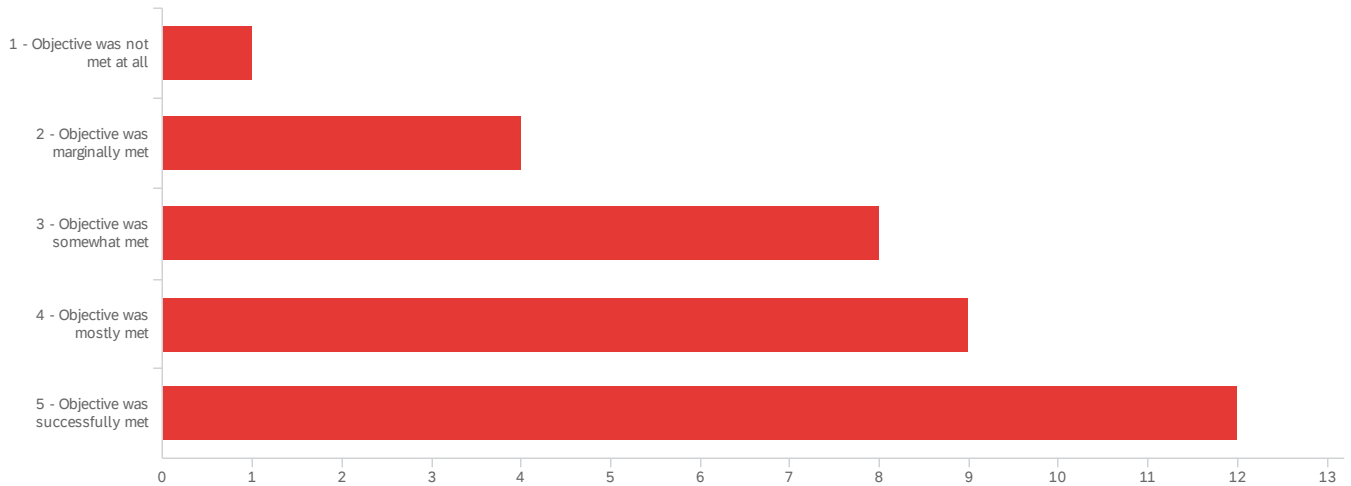


#	Field	Minimum	Maximum	Mean	Std Deviation	Variance	Count
1	To train counselors who are knowledgeable and skilled in the helping/counseling process; who are able to apply knowledge, theory, and skills to work effectively with clients in a variety of modalities (individual, group, family) and to use crisis intervention, brief counseling, and long-term approaches.	1.00	5.00	4.09	1.09	1.20	34

#	Field	Choice Count
1	1 - Objective was not met at all	2.94% 1
2	2 - Objective was marginally met	11.76% 4
3	3 - Objective was somewhat met	2.94% 1
4	4 - Objective was mostly met	38.24% 13
5	5 - Objective was successfully met	44.12% 15
		34

Showing rows 1 - 6 of 6

Q40 - On a scale of 1-5, please rate the degree to which you feel your program met the following Research and Assessment objective.

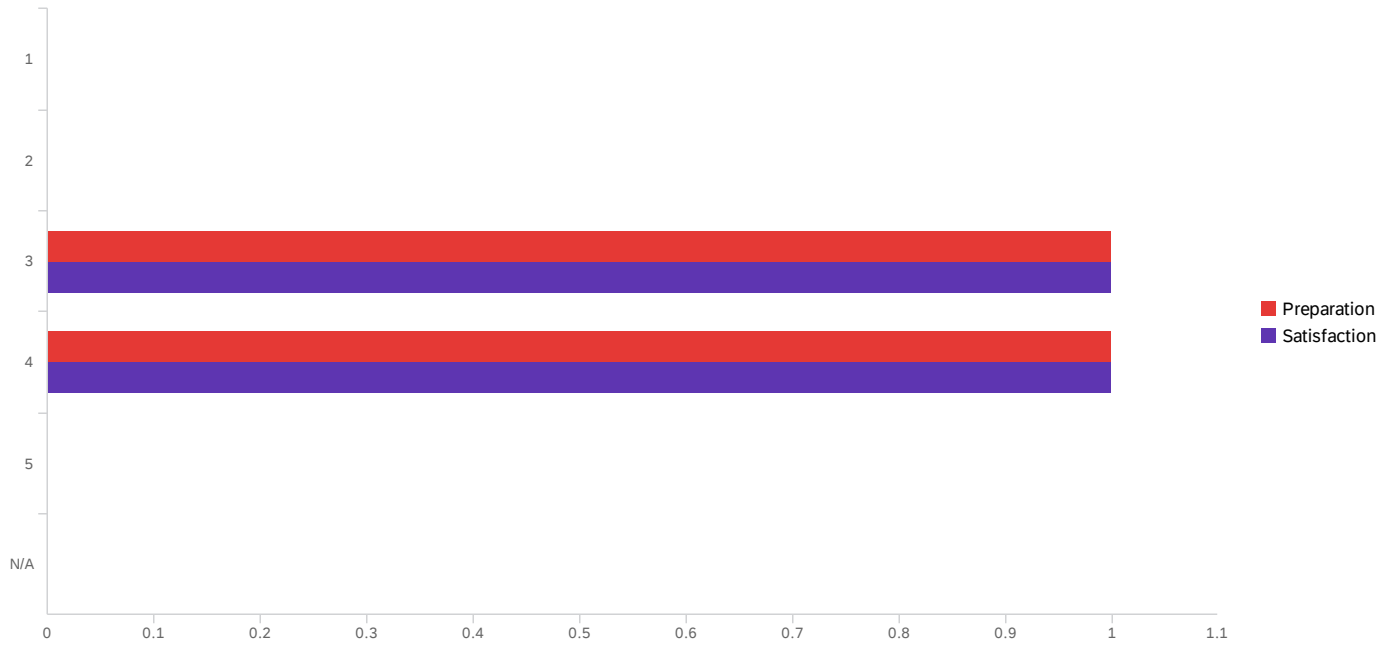


#	Field	Minimum	Maximum	Mean	Std Deviation	Variance	Count
1	To prepare counselors who are knowledgeable and skilled in gathering, analyzing, interpreting, and presenting data about individuals and groups to inform clinical practice.	1.00	5.00	3.79	1.13	1.28	34

#	Field	Choice Count
1	1 - Objective was not met at all	2.94% 1
2	2 - Objective was marginally met	11.76% 4
3	3 - Objective was somewhat met	23.53% 8
4	4 - Objective was mostly met	26.47% 9
5	5 - Objective was successfully met	35.29% 12
		34

Showing rows 1 - 6 of 6

Q42 - The program contributed to my knowledge and understanding of: the history, philosophy, trends, and ethical considerations in clinical mental health counseling.

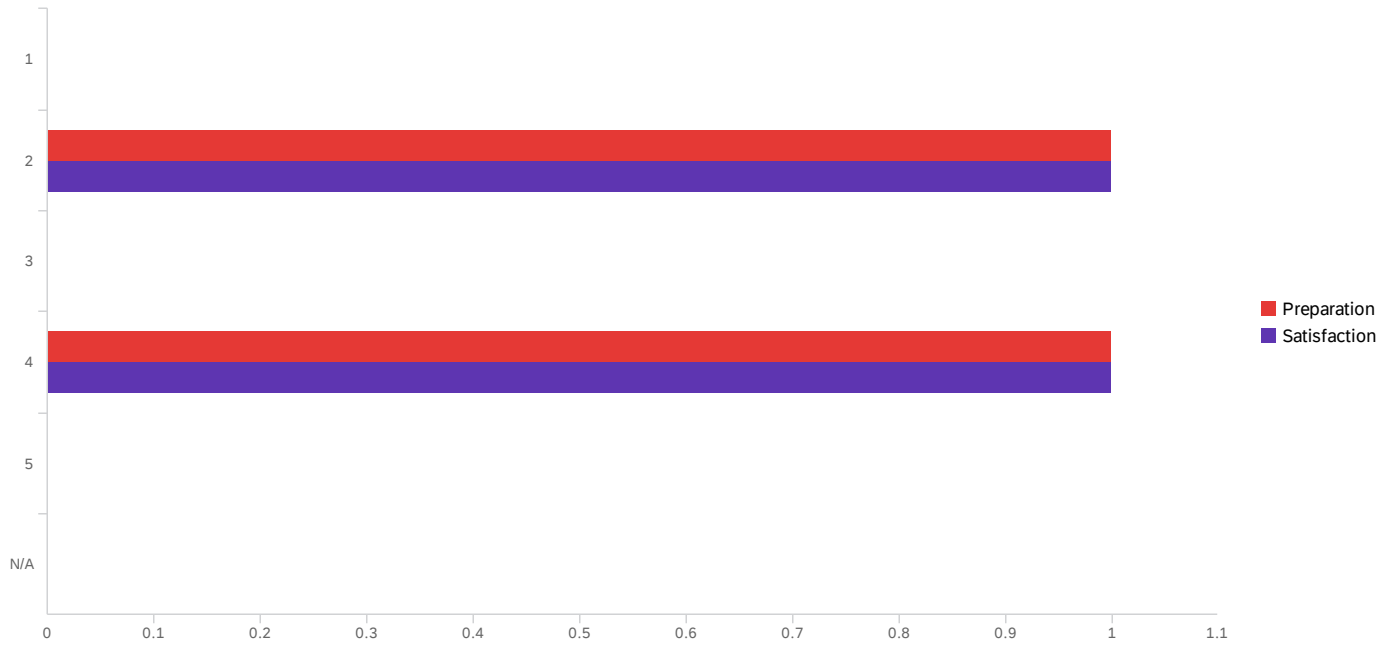


#	Field	Minimum	Maximum	Mean	Std Deviation	Variance	Count
1	Preparation	3.00	4.00	3.50	0.50	0.25	2
2	Satisfaction	3.00	4.00	3.50	0.50	0.25	2

#	Field	1	2	3	4	5	N/A	Total
1	Preparation	0.00% 0	0.00% 0	50.00% 1	50.00% 1	0.00% 0	0.00% 0	2
2	Satisfaction	0.00% 0	0.00% 0	50.00% 1	50.00% 1	0.00% 0	0.00% 0	2

Showing rows 1 - 2 of 2

Q43 - The program contributed to my knowledge and understanding of: the counseling process, models, and theories.

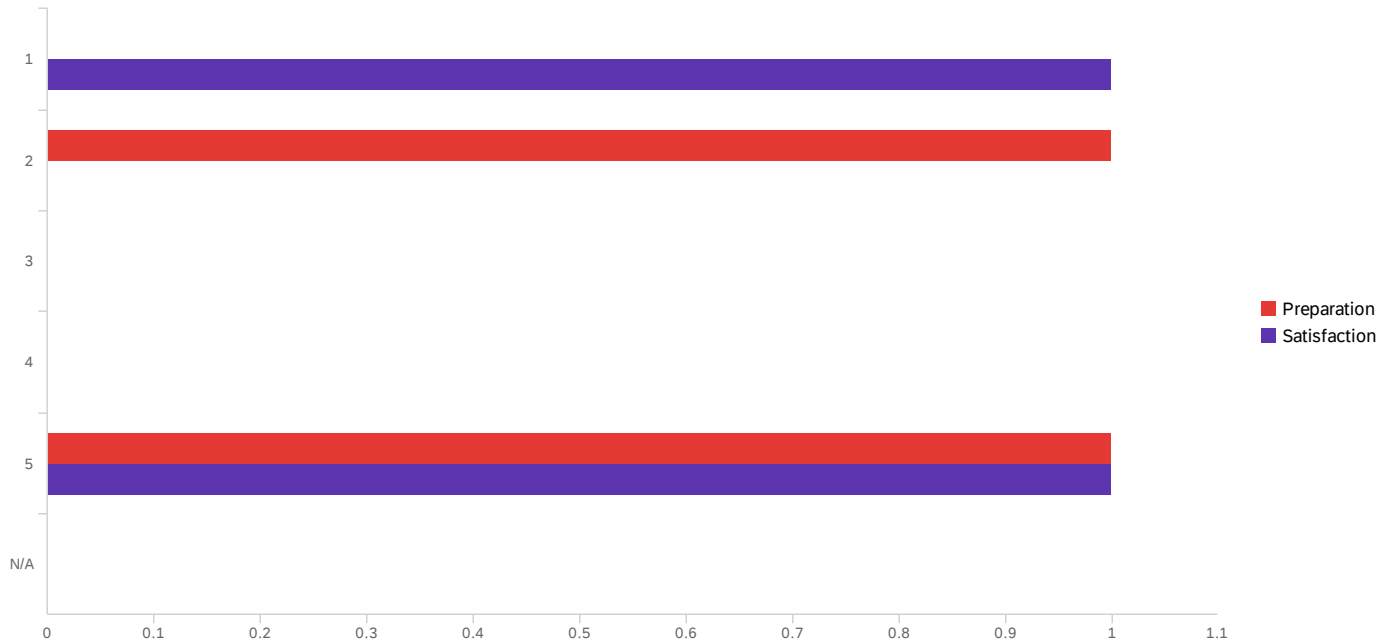


#	Field	Minimum	Maximum	Mean	Std Deviation	Variance	Count
1	Preparation	2.00	4.00	3.00	1.00	1.00	2
2	Satisfaction	2.00	4.00	3.00	1.00	1.00	2

#	Field	1	2	3	4	5	N/A	Total
1	Preparation	0.00% 0	50.00% 1	0.00% 0	50.00% 1	0.00% 0	0.00% 0	2
2	Satisfaction	0.00% 0	50.00% 1	0.00% 0	50.00% 1	0.00% 0	0.00% 0	2

Showing rows 1 - 2 of 2

Q44 - The program contributed to my knowledge and understanding of: principles, models, and documentation formats of biopsychosocial case conceptualization and treatment planning.

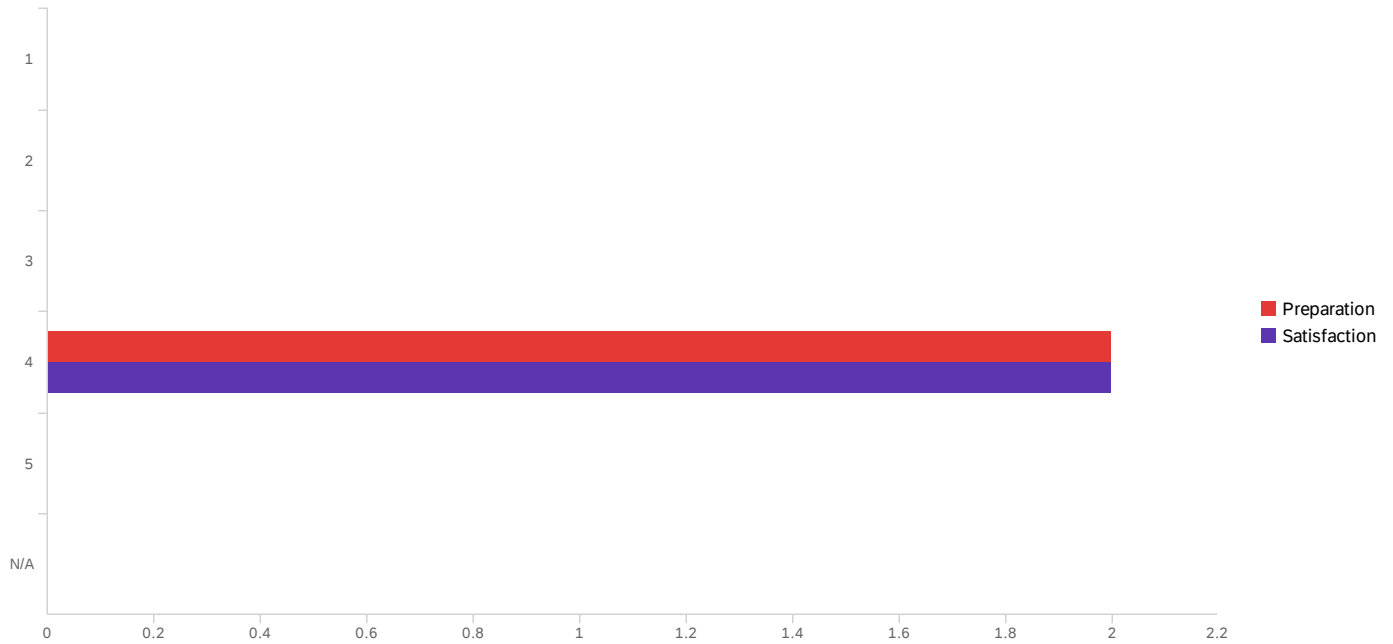


#	Field	Minimum	Maximum	Mean	Std Deviation	Variance	Count
1	Preparation	2.00	5.00	3.50	1.50	2.25	2
2	Satisfaction	1.00	5.00	3.00	2.00	4.00	2

#	Field	1	2	3	4	5	N/A	Total
1	Preparation	0.00% 0	50.00% 1	0.00% 0	0.00% 0	50.00% 1	0.00% 0	2
2	Satisfaction	50.00% 1	0.00% 0	0.00% 0	0.00% 0	50.00% 1	0.00% 0	2

Showing rows 1 - 2 of 2

Q45 - The program contributed to my knowledge and understanding of: the importance of family, social networks, and community systems in the treatment of mental and emotional disorders.

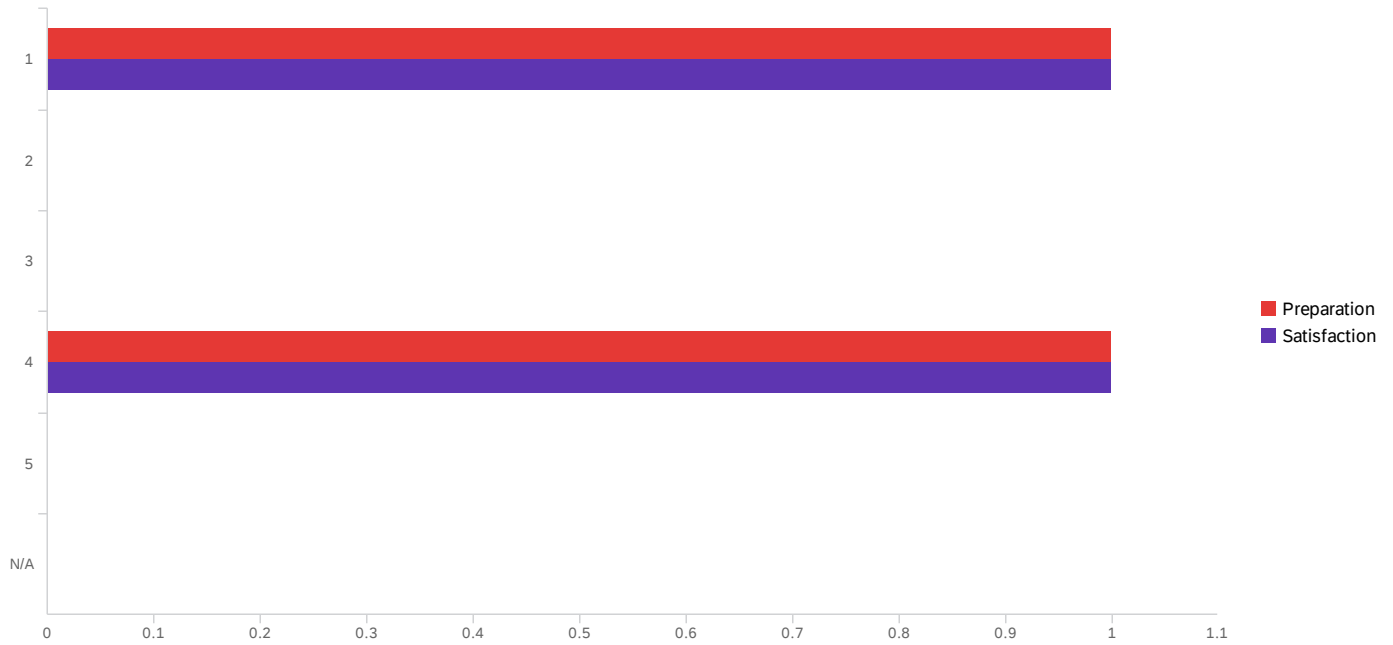


#	Field	Minimum	Maximum	Mean	Std Deviation	Variance	Count
1	Preparation	4.00	4.00	4.00	0.00	0.00	2
2	Satisfaction	4.00	4.00	4.00	0.00	0.00	2

#	Field	1	2	3	4	5	N/A	Total
1	Preparation	0.00% 0	0.00% 0	0.00% 0	100.00% 2	0.00% 0	0.00% 0	2
2	Satisfaction	0.00% 0	0.00% 0	0.00% 0	100.00% 2	0.00% 0	0.00% 0	2

Showing rows 1 - 2 of 2

Q46 - The program contributed to my knowledge and understanding of: models and approaches to clinical evaluation.

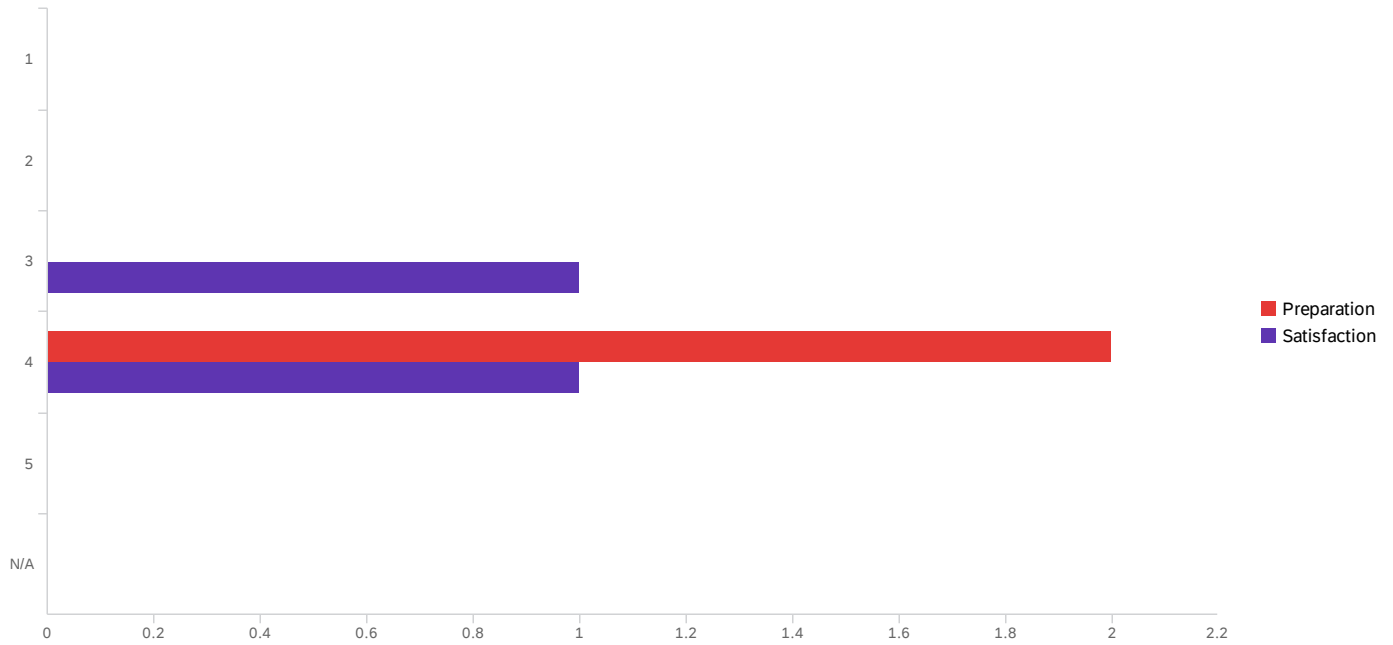


#	Field	Minimum	Maximum	Mean	Std Deviation	Variance	Count
1	Preparation	1.00	4.00	2.50	1.50	2.25	2
2	Satisfaction	1.00	4.00	2.50	1.50	2.25	2

#	Field	1	2	3	4	5	N/A	Total
1	Preparation	50.00% 1	0.00% 0	0.00% 0	50.00% 1	0.00% 0	0.00% 0	2
2	Satisfaction	50.00% 1	0.00% 0	0.00% 0	50.00% 1	0.00% 0	0.00% 0	2

Showing rows 1 - 2 of 2

Q47 - The program contributed to my knowledge and understanding of: evidence-based treatments and basic strategies for evaluating counseling outcomes.



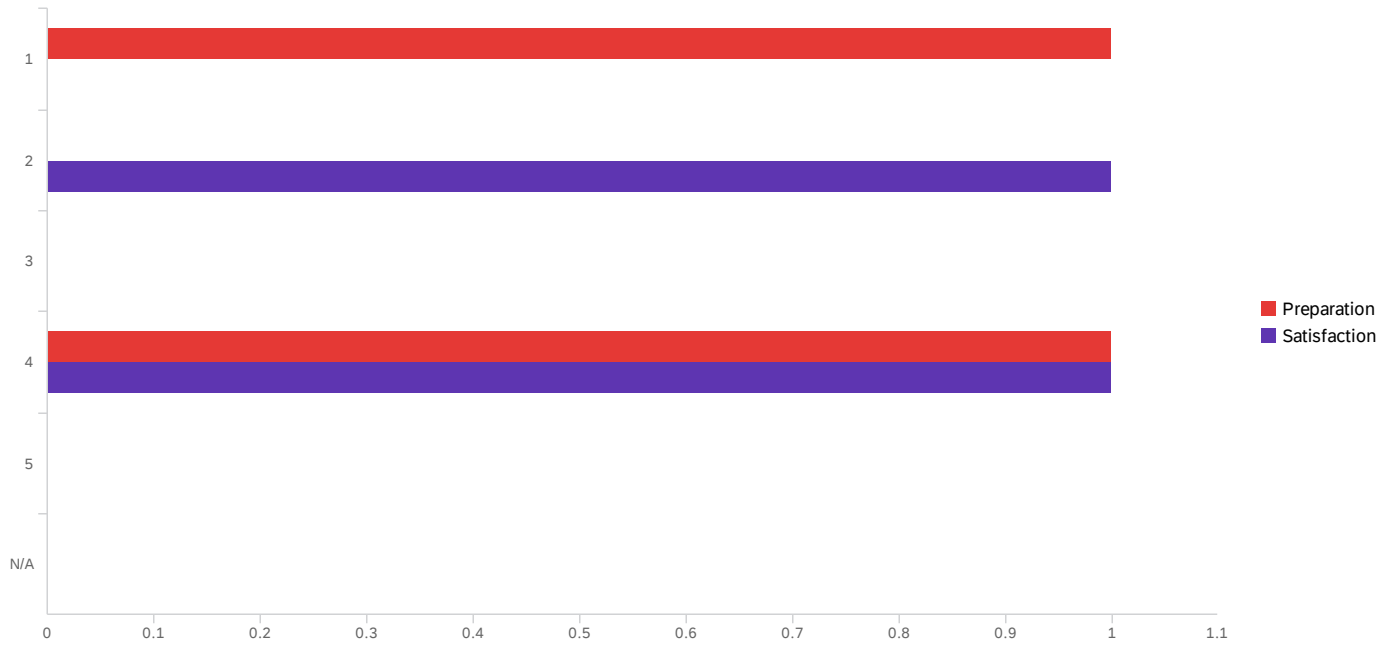
#	Field	Minimum	Maximum	Mean	Std Deviation	Variance	Count
1	Preparation	4.00	4.00	4.00	0.00	0.00	2
2	Satisfaction	3.00	4.00	3.50	0.50	0.25	2

#	Field	1	2	3	4	5	N/A	Total
1	Preparation	0.00% 0	0.00% 0	0.00% 0	100.00% 2	0.00% 0	0.00% 0	2
2	Satisfaction	0.00% 0	0.00% 0	50.00% 1	50.00% 1	0.00% 0	0.00% 0	2

Showing rows 1 - 2 of 2

Q48 - The program contributed to my ability to: provide appropriate counseling strategies

when working with clients with addiction and co-occurring disorders.

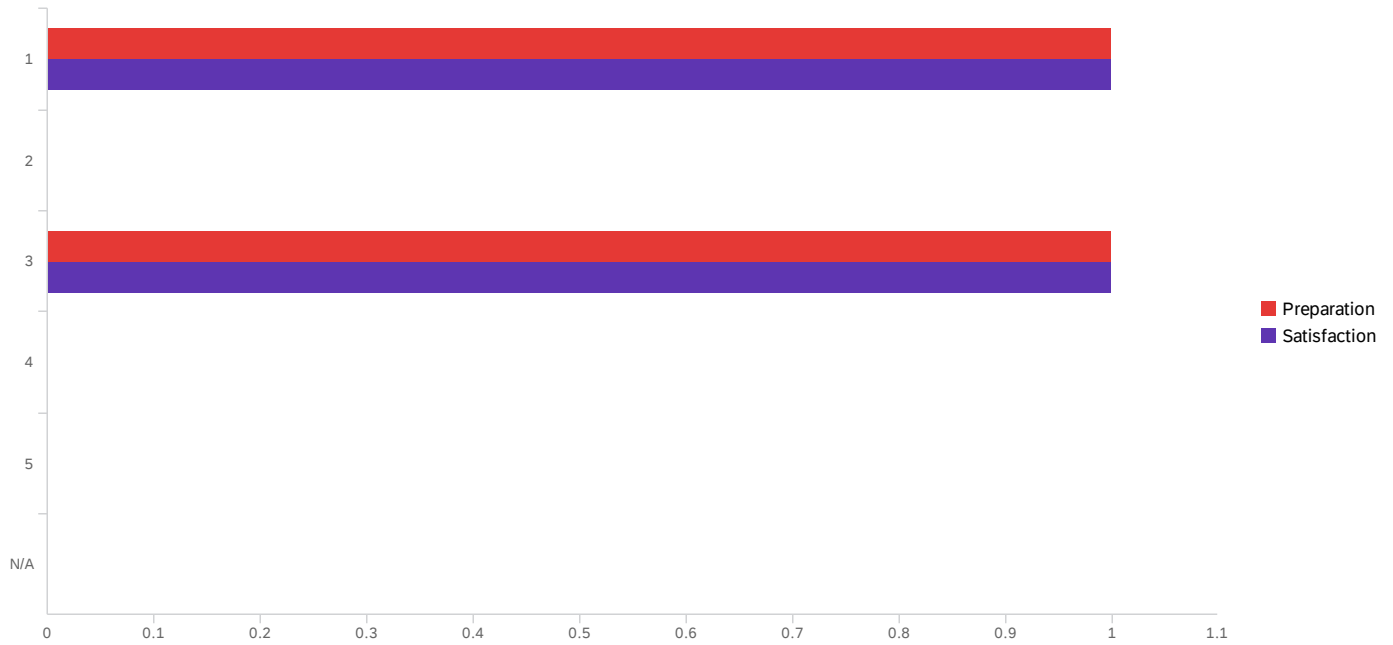


#	Field	Minimum	Maximum	Mean	Std Deviation	Variance	Count
1	Preparation	1.00	4.00	2.50	1.50	2.25	2
2	Satisfaction	2.00	4.00	3.00	1.00	1.00	2

#	Field	1	2	3	4	5	N/A	Total
1	Preparation	50.00% 1	0.00% 0	0.00% 0	50.00% 1	0.00% 0	0.00% 0	2
2	Satisfaction	0.00% 0	50.00% 1	0.00% 0	50.00% 1	0.00% 0	0.00% 0	2

Showing rows 1 - 2 of 2

Q49 - The program contributed to my ability to: critically evaluate research to enhance counseling practice.

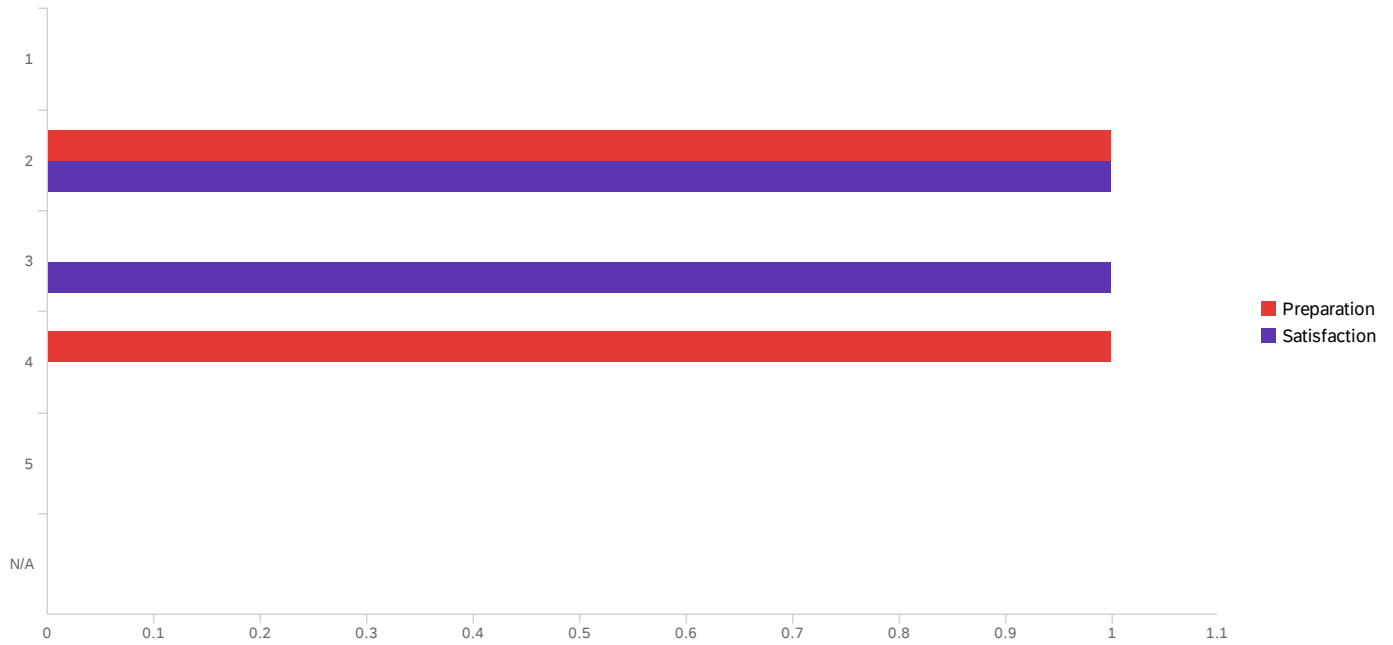


#	Field	Minimum	Maximum	Mean	Std Deviation	Variance	Count
1	Preparation	1.00	3.00	2.00	1.00	1.00	2
2	Satisfaction	1.00	3.00	2.00	1.00	1.00	2

#	Field	1	2	3	4	5	N/A	Total
1	Preparation	50.00% 1	0.00% 0	50.00% 1	0.00% 0	0.00% 0	0.00% 0	2
2	Satisfaction	50.00% 1	0.00% 0	50.00% 1	0.00% 0	0.00% 0	0.00% 0	2

Showing rows 1 - 2 of 2

Q50 - The program contributed to my ability to: appropriately use culturally responsive modalities for initiating, assessing, maintaining, and terminating counseling.

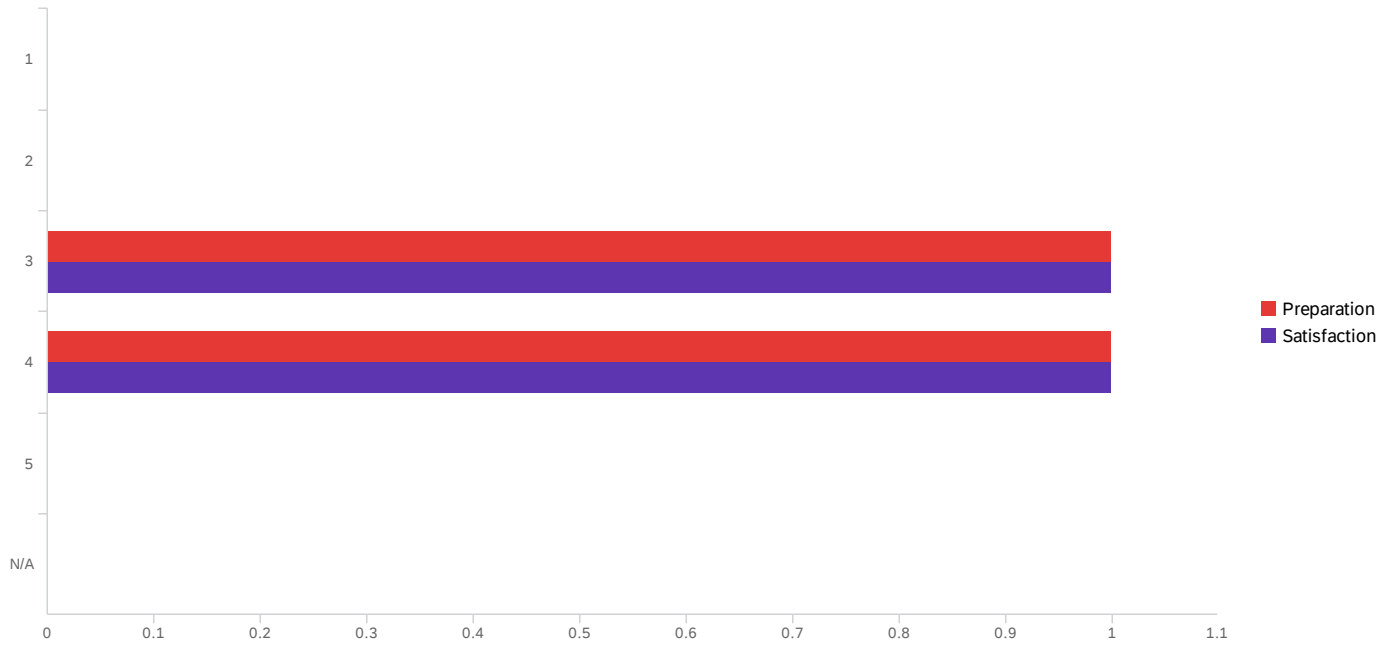


#	Field	Minimum	Maximum	Mean	Std Deviation	Variance	Count
1	Preparation	2.00	4.00	3.00	1.00	1.00	2
2	Satisfaction	2.00	3.00	2.50	0.50	0.25	2

#	Field	1	2	3	4	5	N/A	Total
1	Preparation	0.00% 0	50.00% 1	0.00% 0	50.00% 1	0.00% 0	0.00% 0	2
2	Satisfaction	0.00% 0	50.00% 1	50.00% 1	0.00% 0	0.00% 0	0.00% 0	2

Showing rows 1 - 2 of 2

Q51 - The program contributed to my ability to: conduct differential diagnosis, and assess and evaluate client concerns.

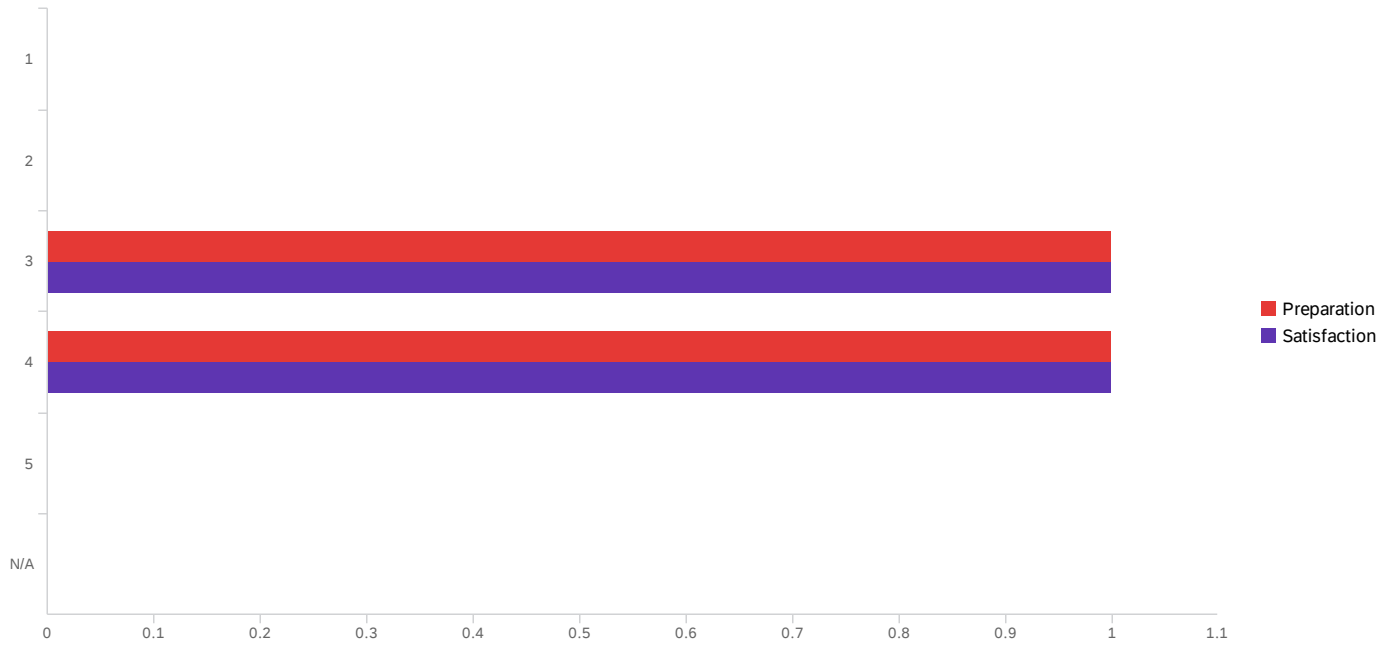


#	Field	Minimum	Maximum	Mean	Std Deviation	Variance	Count
1	Preparation	3.00	4.00	3.50	0.50	0.25	2
2	Satisfaction	3.00	4.00	3.50	0.50	0.25	2

#	Field	1	2	3	4	5	N/A	Total
1	Preparation	0.00% 0	0.00% 0	50.00% 1	50.00% 1	0.00% 0	0.00% 0	2
2	Satisfaction	0.00% 0	0.00% 0	50.00% 1	50.00% 1	0.00% 0	0.00% 0	2

Showing rows 1 - 2 of 2

Q52 - The program contributed to my ability to: effectively use strategies to support client advocacy.

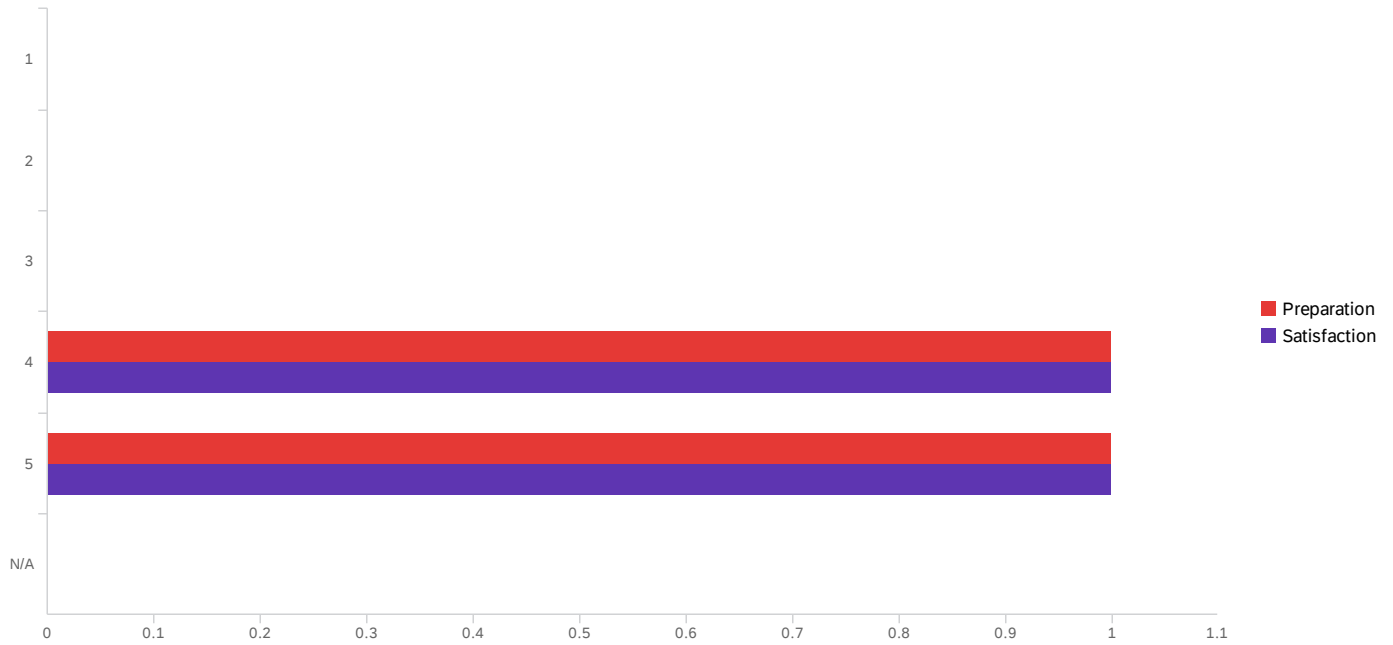


#	Field	Minimum	Maximum	Mean	Std Deviation	Variance	Count
1	Preparation	3.00	4.00	3.50	0.50	0.25	2
2	Satisfaction	3.00	4.00	3.50	0.50	0.25	2

#	Field	1	2	3	4	5	N/A	Total
1	Preparation	0.00% 0	0.00% 0	50.00% 1	50.00% 1	0.00% 0	0.00% 0	2
2	Satisfaction	0.00% 0	0.00% 0	50.00% 1	50.00% 1	0.00% 0	0.00% 0	2

Showing rows 1 - 2 of 2

Q53 - The program contributed to my ability to: recognize my own limitations and seek supervision or refer clients when appropriate.

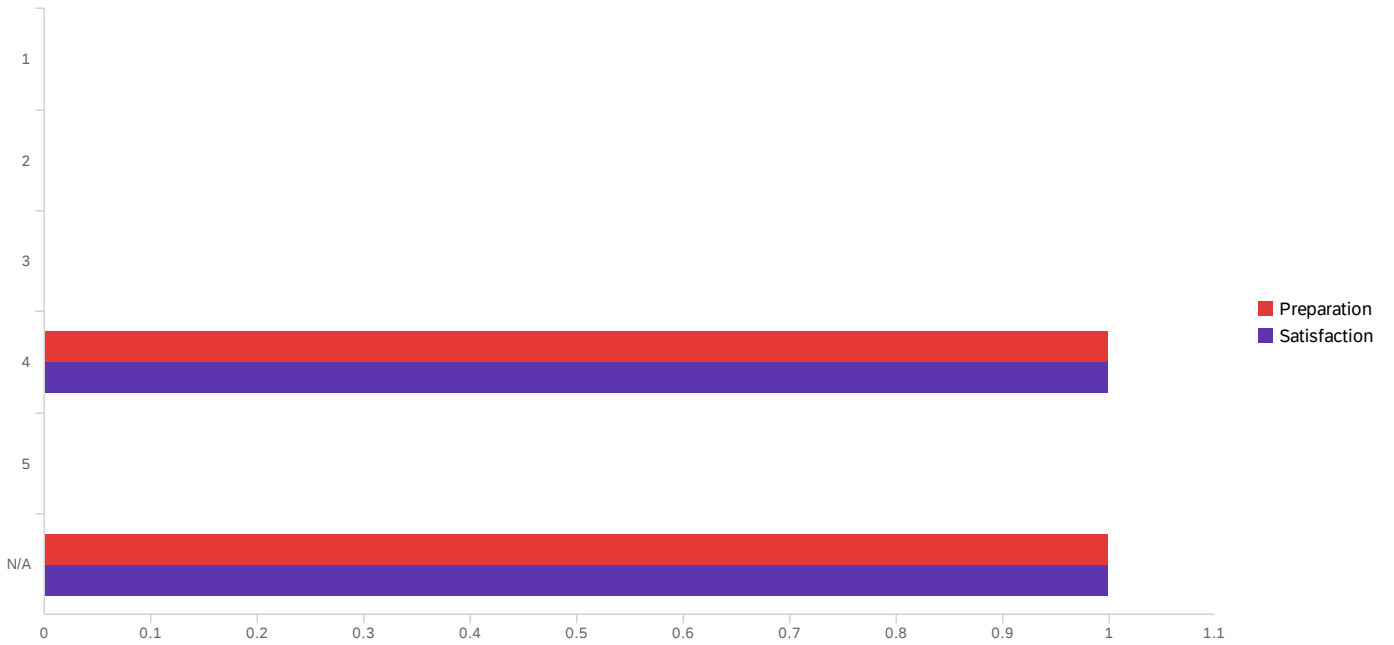


#	Field	Minimum	Maximum	Mean	Std Deviation	Variance	Count
1	Preparation	4.00	5.00	4.50	0.50	0.25	2
2	Satisfaction	4.00	5.00	4.50	0.50	0.25	2

#	Field	1	2	3	4	5	N/A	Total
1	Preparation	0.00% 0	0.00% 0	0.00% 0	50.00% 1	50.00% 1	0.00% 0	2
2	Satisfaction	0.00% 0	0.00% 0	0.00% 0	50.00% 1	50.00% 1	0.00% 0	2

Showing rows 1 - 2 of 2

Q54 - The program contributed to my ability to: apply technology to enhance counseling services.



#	Field	Minimum	Maximum	Mean	Std Deviation	Variance	Count
1	Preparation	4.00	6.00	5.00	1.00	1.00	2
2	Satisfaction	4.00	6.00	5.00	1.00	1.00	2

#	Field	1	2	3	4	5	N/A	Total
1	Preparation	0.00% 0	0.00% 0	0.00% 0	50.00% 1	0.00% 0	50.00% 1	2
2	Satisfaction	0.00% 0	0.00% 0	0.00% 0	50.00% 1	0.00% 0	50.00% 1	2

Showing rows 1 - 2 of 2

Q55 - What would you identify as strengths of you program?

What would you identify as strengths of you program?

Met great friends In Cohort style of learning

Flexible schedule

Real life experience of professors (school counseling specific courses)

Personal growth, strengths-based

Falculty

Grief and Loss / General Counseling Techniques

multicultural training

Timing of classes was helpful in maintaining a part time job

Emphasis on multicultural and self awareness

Small class sizes and clinical lab

The program was organized, flexible. It was an on-line program.

If is backed by GWU nad has name recognition

The hands on counseling process at the clinic was fantastic.

Support from doctoral level supervisors, Dr. France

The leadership of Dr. Dedmond and the adjunct professors.

The clinical experience gained through working in the community counseling center, diverse/practical experiences of the instructors, close-knit cohort model

Faculty expertise

Solid connection between theory and practice. Opportunities and supports before, during, and after internships

Quality of the professors and their willingness to work with the students

Caring people

professors

Cohort approach, Counseling center, access to professors

What would you identify as strengths of your program?

Multicultural content and Ethics

Uncertain

Overall preparation to be a CRC

The professors and advisors I worked with were outstanding. I learned a great deal about counseling and about myself from them, and I feel I still have them as a professional resource.

My advisor's guidance and support during internship

Clinical supervised practice

Pairing with my doctoral supervisor

Support from professors

Mental health counseling

Professors who are very knowledgeable in their field of study and who get to know each student personally

Q56 - What areas of improvement would you identify about your program?

What areas of improvement would you identify about your program?

More multicultural experiences and staff

Diversity

Less emphasis on clinical counseling for school counselors

Focusing on theories after the first theories course

Counseling time commitment on campus

Less focus on power dynamics, race, and economic status of students

treatment planning

More focus on real life school counseling experience - discussing data collection in the job, early childhood development, counseling parents on child needs, special education best practices and advocacy from a school counselor stand point, behavior management in the classroom and ways to support behavior concerns, etc.

Did not prepare me to work in a school at all. It only focused on clinical settings. I felt extremely unprepared for my job.

None

I wish the program was longer. I enjoyed the training very much.

Support, job placement, Licensure vs. Certification, better communication, after graduation assistance

Better help guiding students on licensing and career options. There is minimal support on this. Better options and support for finding and selecting internship experience. Great focus on actual counselling techniques and theoretical application - this should be done beyond the text book, but actually delving deeper into real situational approaches, techniques and tools.

Organization and communication with students, flexibility of the program for nontraditional students that have to work full or part time

N/A

Internship placements sometimes took too long adding challenges for students to complete requirements without adding much extra time

Faculty involvement

At least one class or half a class on preparing for administrative expectations for school counselors

Some classes, especially the trauma counseling and interviewing skills need to be handled like labs in chemistry/engineering/biology, where they are a 4 credit course not 3 and the extra 1 credit is for actual practice (lab time) not just theory.

Since I was in school counseling, there needed to be more school counseling focused classes and instruction.

What areas of improvement would you identify about your program?

none

Better preparation on ASCA, counseling trends, and practical skills for day to day job

None

All. If you are training counselors more should be taught for diagnosis. Theory is loosely applied.

Transition and impact of WIOA

A course in the day to day activities of counseling would be great - what it's like to run a case budget, what it's like to do three intakes in a day, what it's like to work with a really emotionally intense client and then have to very suddenly shift gears...Something like that would be a good addition to the program.

Multicultural awareness and diversity in the faculty and cohort of students

Evaluation methods for rehabilitation counseling

Accommodating those who work full time

Order of classes

Not enough practical education on real school counseling. The focus is on the ideal, not the reality.

Organization and communication

End of Report