

Spring 2018 ALUMNI

2018 GWU Alumni CACREP Survey - Spring

February 10, 2020 3:27 AM EST

Q2 - What year did you graduate from the program?

What year did you graduate from the program?

2016

2012

2016

2014

2017

2017

2017

2014

2017

2017

2016

2012

2014

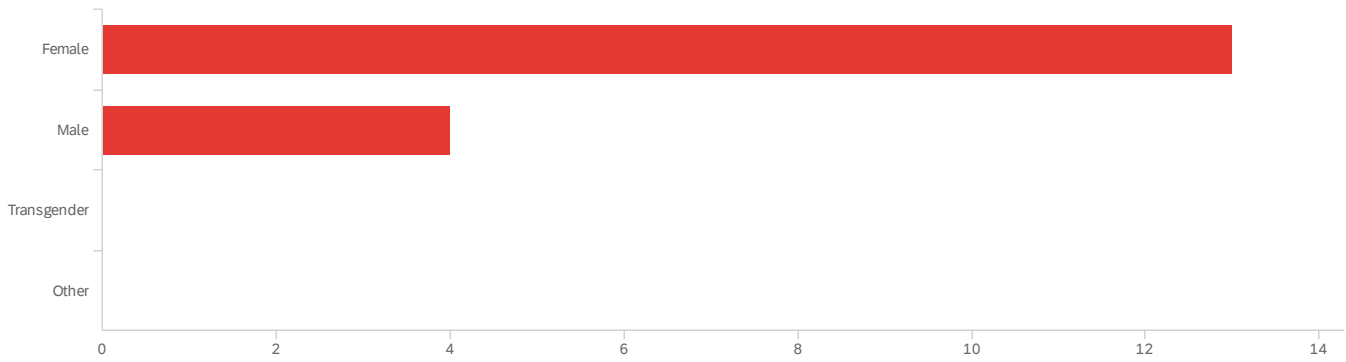
2012

2017

2017

2012

Q3 - Gender identification:



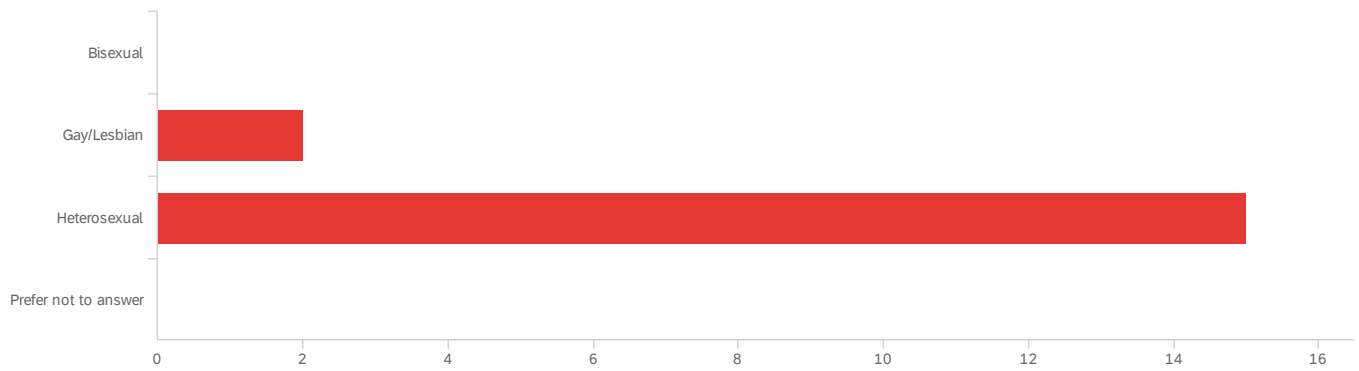
#	Field	Minimum	Maximum	Mean	Std Deviation	Variance	Count
1	Gender identification:	1.00	2.00	1.24	0.42	0.18	17

#	Field	Choice Count
1	Female	76.47% 13
2	Male	23.53% 4
3	Transgender	0.00% 0
4	Other	0.00% 0

17

Showing rows 1 - 5 of 5

Q4 - Sexual orientation:



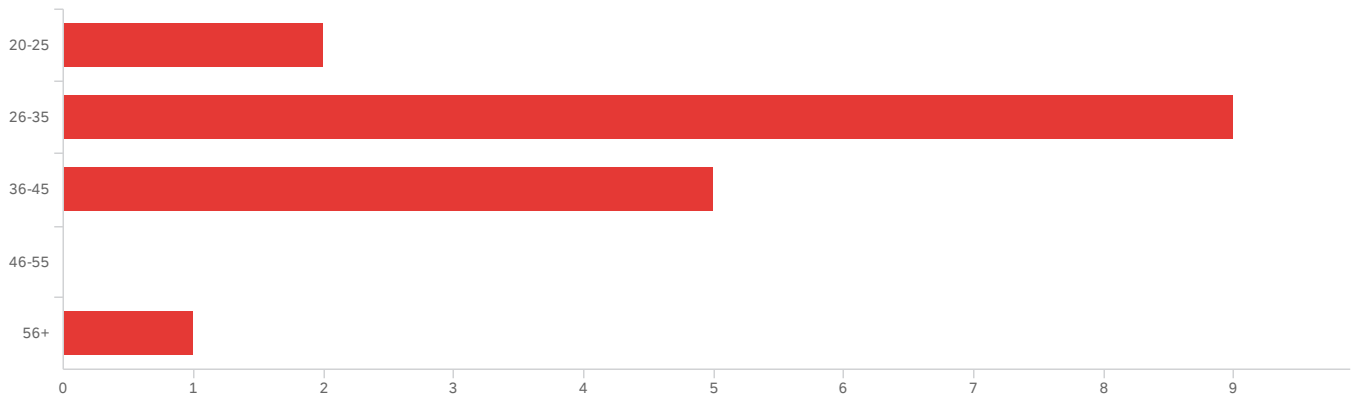
#	Field	Minimum	Maximum	Mean	Std Deviation	Variance	Count
1	Sexual orientation:	2.00	3.00	2.88	0.32	0.10	17

#	Field	Choice Count
1	Bisexual	0.00% 0
2	Gay/Lesbian	11.76% 2
3	Heterosexual	88.24% 15
99	Prefer not to answer	0.00% 0

17

Showing rows 1 - 5 of 5

Q5 - Age in years:

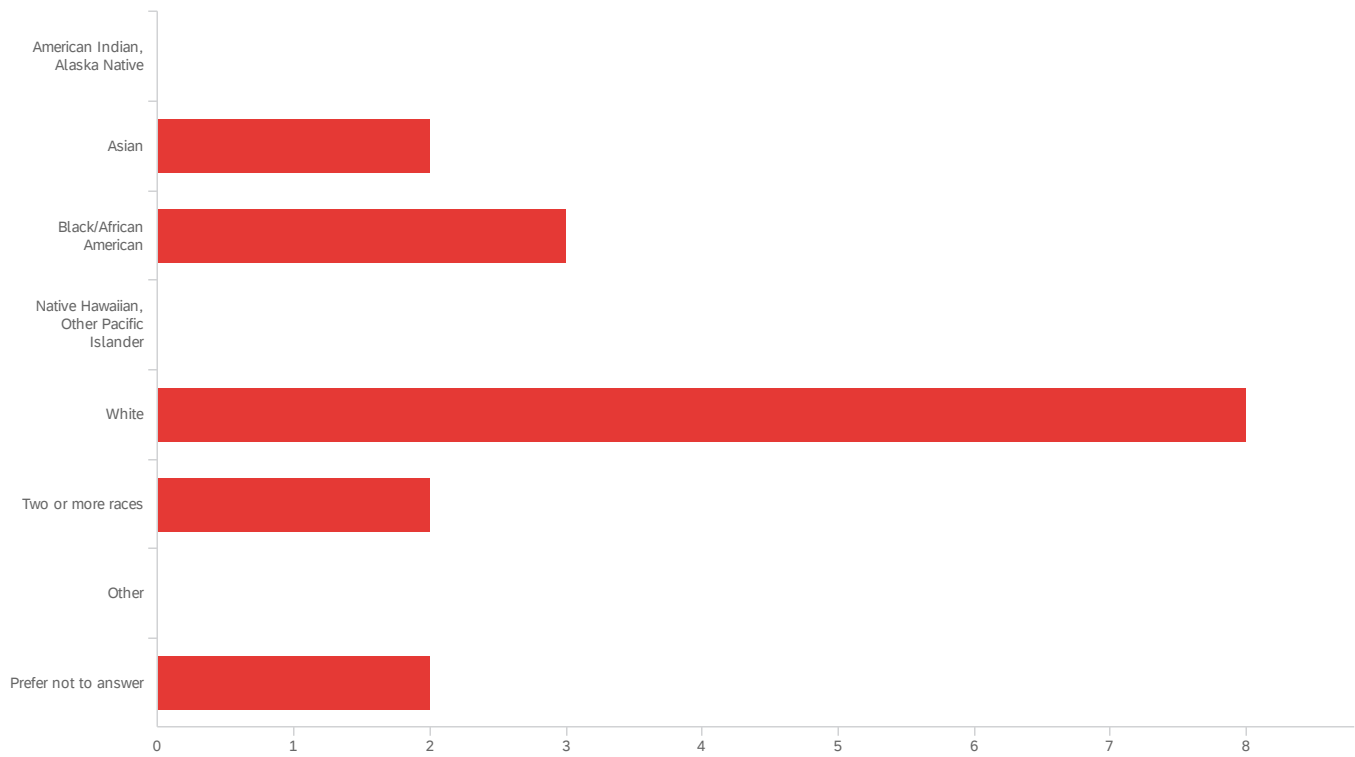


#	Field	Minimum	Maximum	Mean	Std Deviation	Variance	Count
1	Age in years:	1.00	5.00	2.35	0.90	0.82	17

#	Field	Choice Count
1	20-25	11.76% 2
2	26-35	52.94% 9
3	36-45	29.41% 5
4	46-55	0.00% 0
5	56+	5.88% 1
		17

Showing rows 1 - 6 of 6

Q6 - Race/Ethnicity:



#	Field	Minimum	Maximum	Mean	Std Deviation	Variance	Count
1	Race/Ethnicity: - Selected Choice	2.00	99.00	15.47	30.53	931.78	17

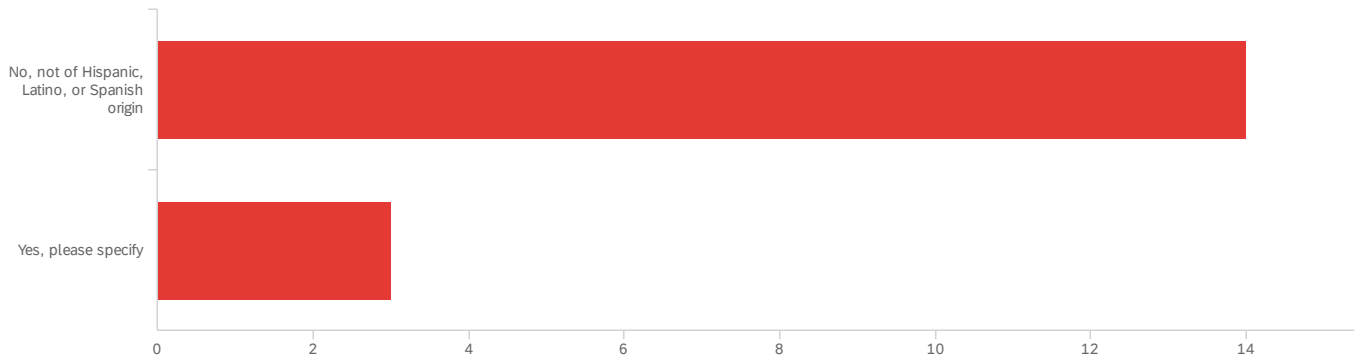
#	Field	Choice Count
1	American Indian, Alaska Native	0.00% 0
2	Asian	11.76% 2
3	Black/African American	17.65% 3
4	Native Hawaiian, Other Pacific Islander	0.00% 0
5	White	47.06% 8
6	Two or more races	11.76% 2
7	Other	0.00% 0
99	Prefer not to answer	11.76% 2

Showing rows 1 - 9 of 9

Q6_7_TEXT - Other

Other

Q7 - Are you of Hispanic, Latino, or Spanish origin?



#	Field	Minimum	Maximum	Mean	Std Deviation	Variance	Count
1	Are you of Hispanic, Latino, or Spanish origin? - Selected Choice	1.00	2.00	1.82	0.38	0.15	17

#	Field	Choice Count
2	No, not of Hispanic, Latino, or Spanish origin	82.35% 14
1	Yes, please specify	17.65% 3

17

Showing rows 1 - 3 of 3

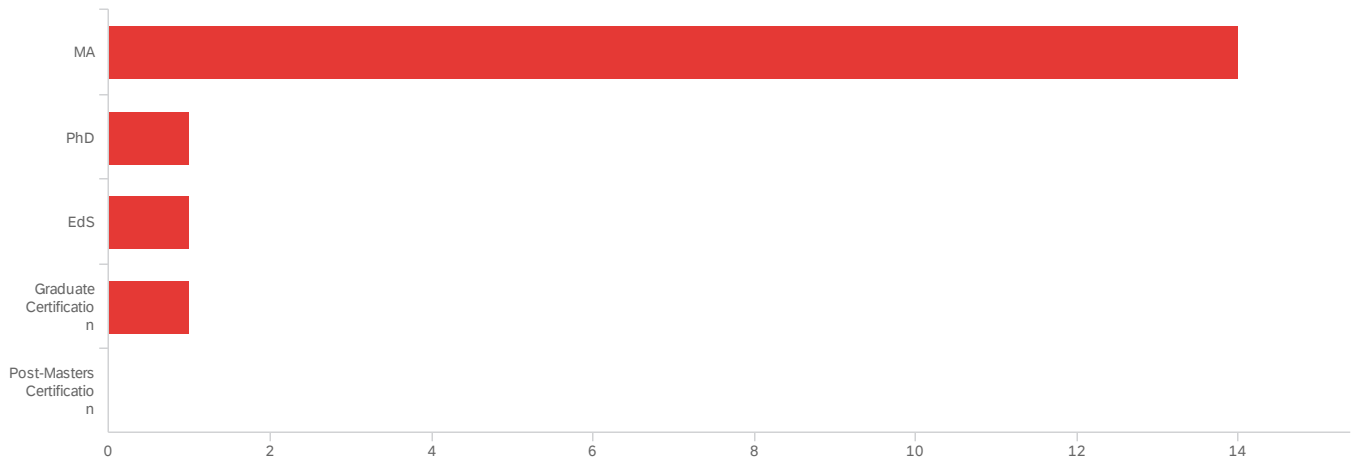
Q7_2_TEXT - Yes, please specify

Yes, please specify

Panamanian

Guatemala

Q8 - Which degree or certificate did you earn?

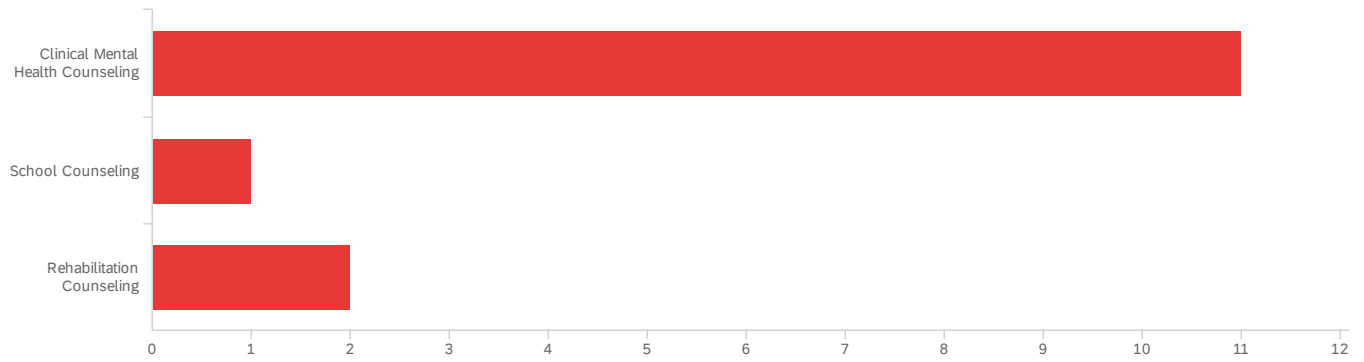


#	Field	Minimum	Maximum	Mean	Std Deviation	Variance	Count
1	Which degree or certificate did you earn?	1.00	4.00	1.35	0.84	0.70	17

#	Field	Choice Count
1	MA	82.35% 14
2	PhD	5.88% 1
3	EdS	5.88% 1
4	Graduate Certification	5.88% 1
5	Post-Masters Certification	0.00% 0
		17

Showing rows 1 - 6 of 6

Q9 - Which master's program did you complete?

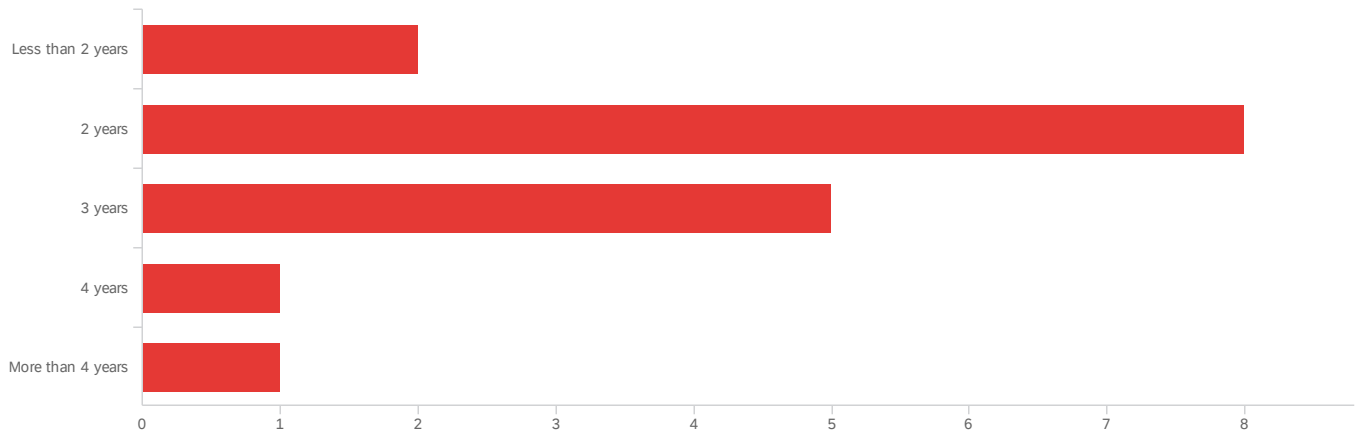


#	Field	Minimum	Maximum	Mean	Std Deviation	Variance	Count
1	Which master's program did you complete?	1.00	3.00	1.36	0.72	0.52	14

#	Field	Choice Count
1	Clinical Mental Health Counseling	78.57% 11
2	School Counseling	7.14% 1
3	Rehabilitation Counseling	14.29% 2
		14

Showing rows 1 - 4 of 4

Q10 - How many years did it take you in the program to graduate?

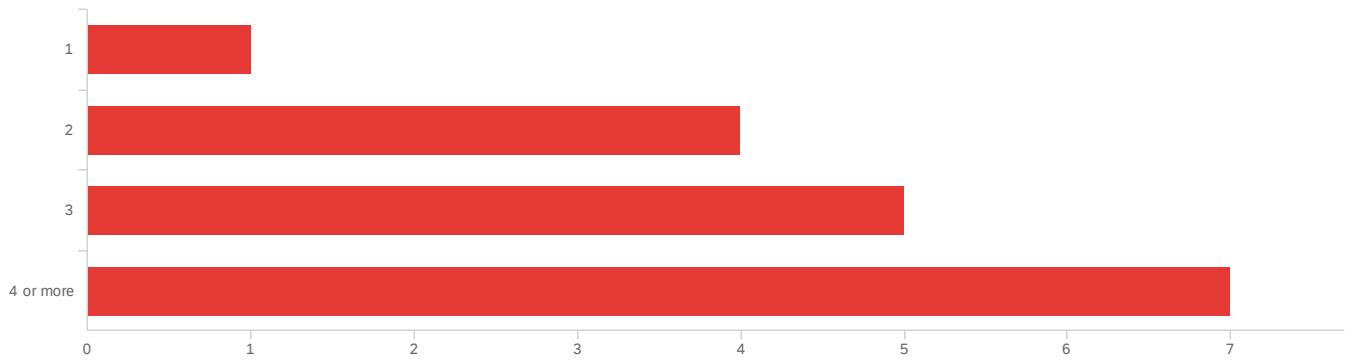


#	Field	Minimum	Maximum	Mean	Std Deviation	Variance	Count
1	How many years did it take you in the program to graduate?	1.00	5.00	2.47	0.98	0.96	17

#	Field	Choice Count
1	Less than 2 years	11.76% 2
2	2 years	47.06% 8
3	3 years	29.41% 5
4	4 years	5.88% 1
5	More than 4 years	5.88% 1
		17

Showing rows 1 - 6 of 6

Q11 - Average number of courses enrolled per semester:



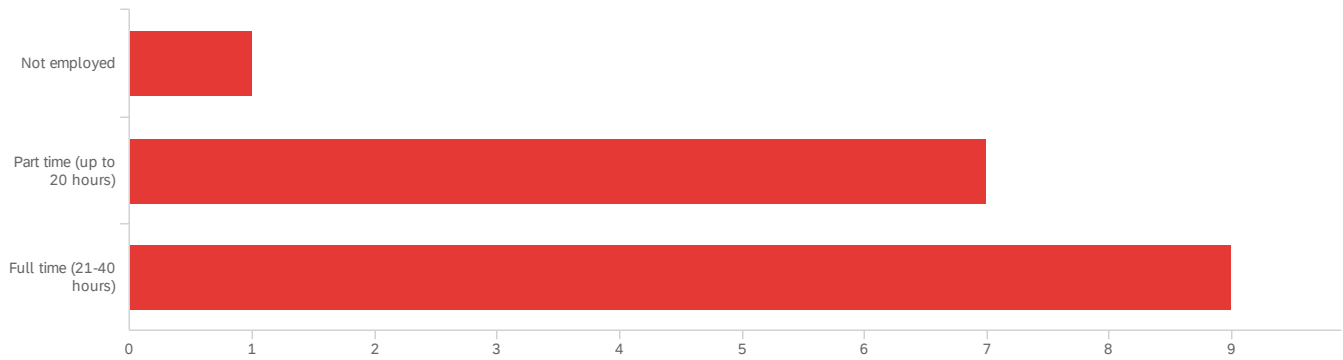
#	Field	Minimum	Maximum	Mean	Std Deviation	Variance	Count
1	Average number of courses enrolled per semester:	1.00	4.00	3.06	0.94	0.88	17

#	Field	Choice Count
1	1	5.88% 1
2	2	23.53% 4
3	3	29.41% 5
4	4 or more	41.18% 7

17

Showing rows 1 - 5 of 5

Q12 - Employment status while enrolled:

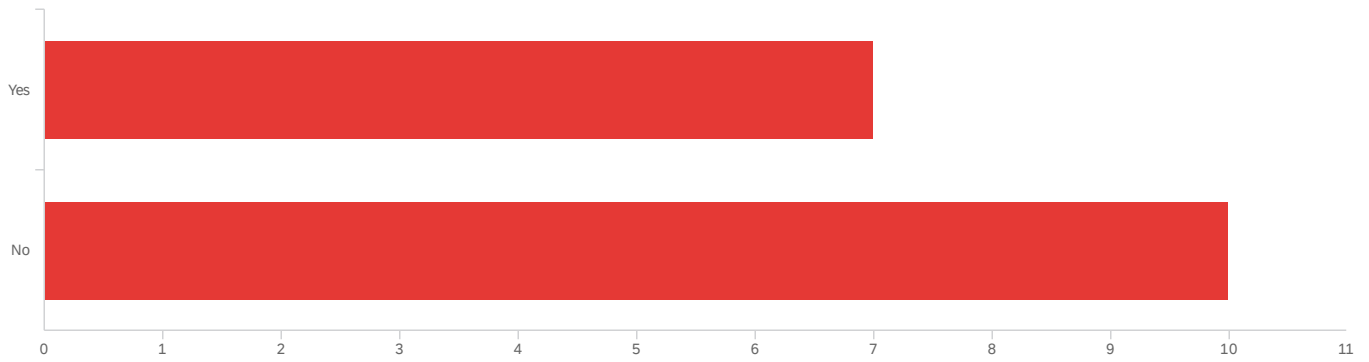


#	Field	Minimum	Maximum	Mean	Std Deviation	Variance	Count
1	Employment status while enrolled:	1.00	3.00	2.47	0.61	0.37	17

#	Field	Choice Count
1	Not employed	5.88% 1
2	Part time (up to 20 hours)	41.18% 7
3	Full time (21-40 hours)	52.94% 9
		17

Showing rows 1 - 4 of 4

Q13 - Do you currently hold a clinical license?



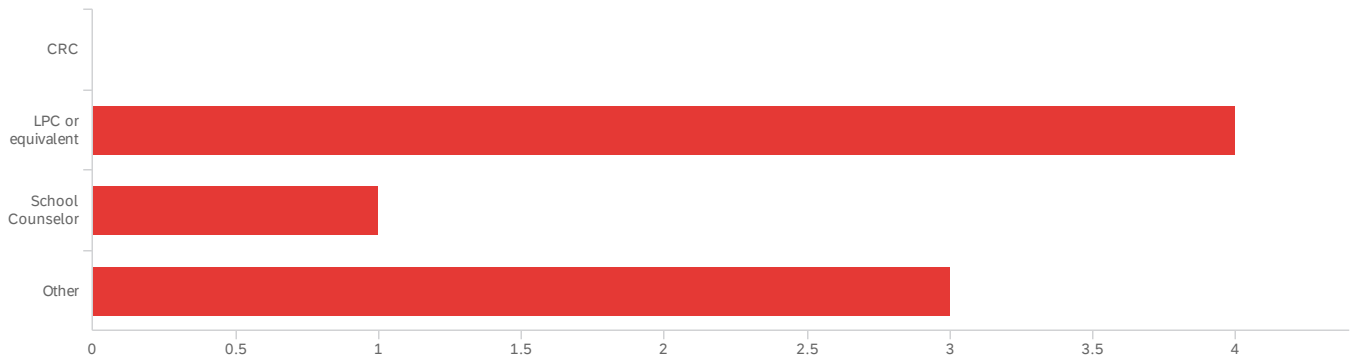
#	Field	Minimum	Maximum	Mean	Std Deviation	Variance	Count
1	Do you currently hold a clinical license?	1.00	2.00	1.59	0.49	0.24	17

#	Field	Choice Count
1	Yes	41.18% 7
2	No	58.82% 10

17

Showing rows 1 - 3 of 3

Q14 - Are you licensed as a:



#	Field	Choice Count
1	CRC	0.00% 0
2	LPC or equivalent	50.00% 4
3	School Counselor	12.50% 1
4	Other	37.50% 3

8

Showing rows 1 - 5 of 5

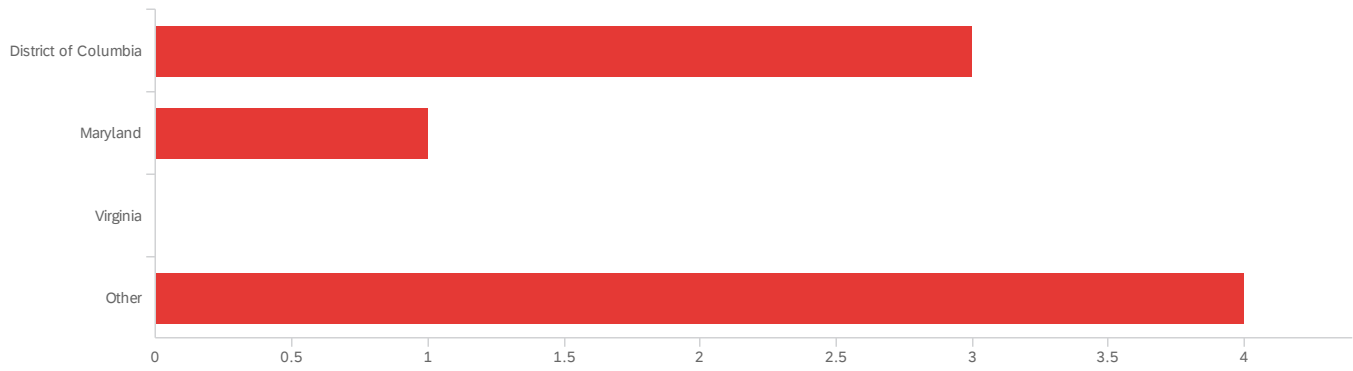
Q14_4_TEXT - Other

Other

LGPC

LGPC

Q15 - In which state(s) do you currently hold a license?



#	Field	Choice Count
1	District of Columbia	37.50% 3
2	Maryland	12.50% 1
3	Virginia	0.00% 0
4	Other	50.00% 4

8

Showing rows 1 - 5 of 5

Q15_4_TEXT - Other

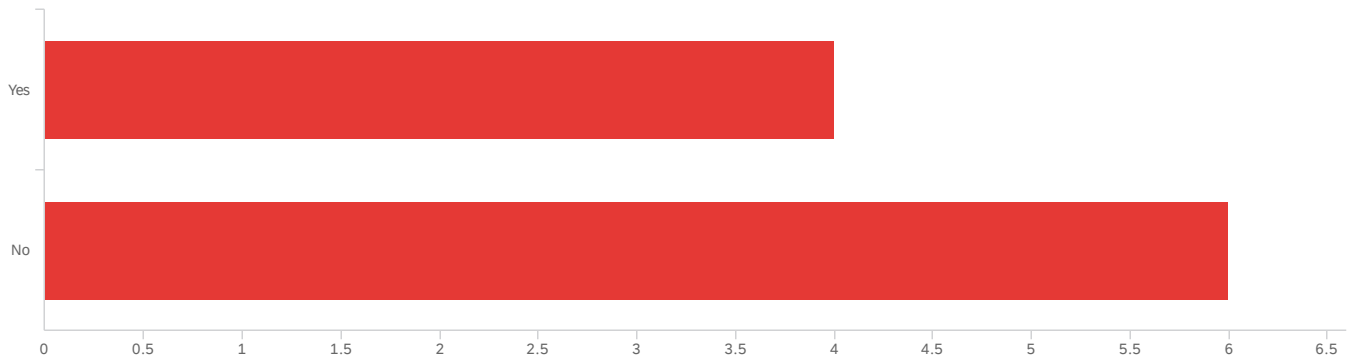
Other

Illinois

Illinois

New York

Q16 - Are you registered with a state licensing board in pursuit of licensure?



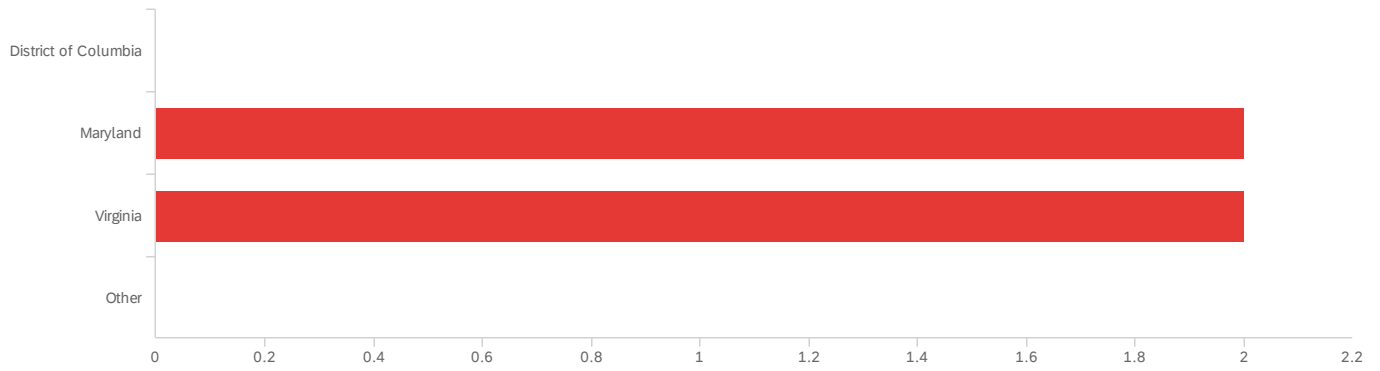
#	Field	Minimum	Maximum	Mean	Std Deviation	Variance	Count
1	Are you registered with a state licensing board in pursuit of licensure?	1.00	2.00	1.60	0.49	0.24	10

#	Field	Choice Count
1	Yes	40.00% 4
2	No	60.00% 6

10

Showing rows 1 - 3 of 3

Q17 - In which state(s) are you currently pursuing licensure?



#	Field	Choice Count
1	District of Columbia	0.00% 0
2	Maryland	50.00% 2
4	Virginia	50.00% 2
3	Other	0.00% 0

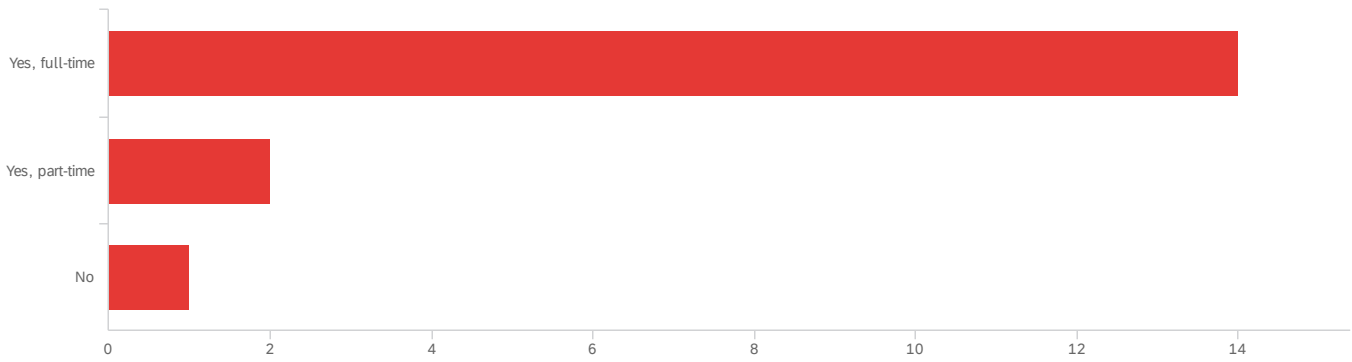
4

Showing rows 1 - 5 of 5

Q17_3_TEXT - Other

Other

Q18 - Are you currently employed?



#	Field	Minimum	Maximum	Mean	Std Deviation	Variance	Count
1	Are you currently employed?	1.00	3.00	1.24	0.55	0.30	17

#	Field	Choice Count
1	Yes, full-time	82.35% 14
2	Yes, part-time	11.76% 2
3	No	5.88% 1
		17

Showing rows 1 - 4 of 4

Q19 - Please provide the name of your employer:

Please provide the name of your employer:

Adventist Healthcare

National institute of health

GWU

Network for Victim Recovery

Achieve Consulting Team

Dominion Hospital

Hope Enrichment Center

DOC

Community Counseling and Mentoring Services Inc

The Healing Connection Inc.

Q20 - Please provide an email contact for your employer:

Please provide an email contact for your employer:

scahill@ahm.com

N/a

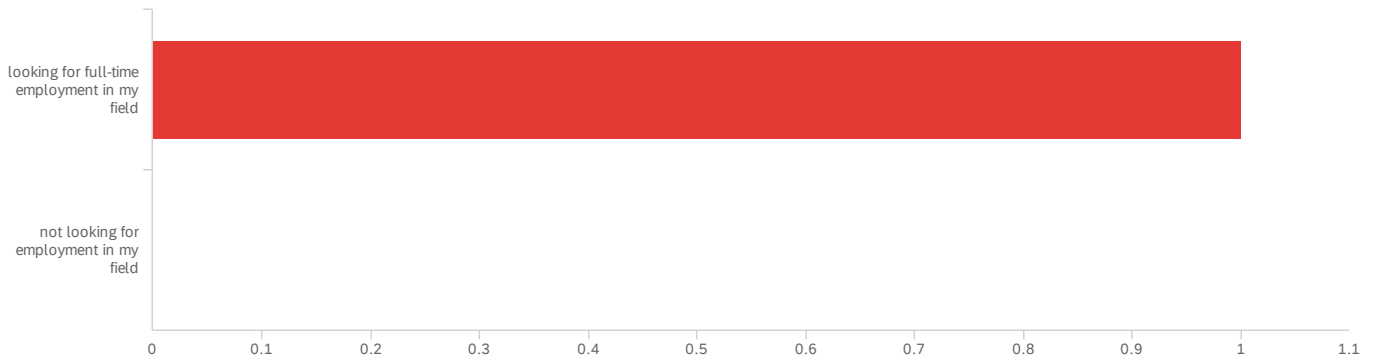
Lindsey@nvrhc.org

DT@achieveconsultingteam.com

Kieran.evans@hcahealthcare.com

Rclemencia@ccmsmh.com

Q21 - Which best describes your current situation?



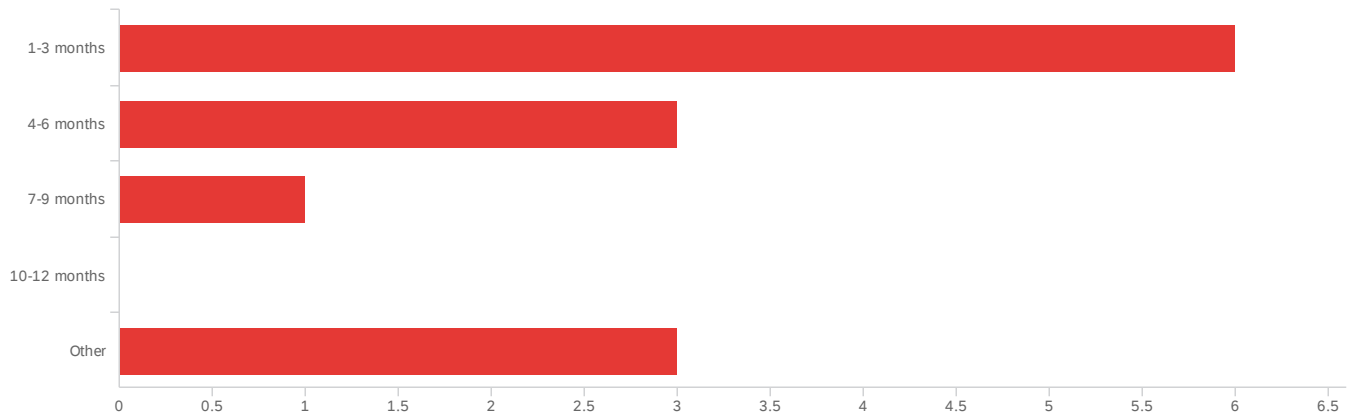
#	Field	Minimum	Maximum	Mean	Std Deviation	Variance	Count
1	Which best describes your current situation?	1.00	1.00	1.00	0.00	0.00	1

#	Field	Choice Count
1	looking for full-time employment in my field	100.00% 1
2	not looking for employment in my field	0.00% 0

1

Showing rows 1 - 3 of 3

Q22 - How many months did it take you to find your current employment?



#	Field	Minimum	Maximum	Mean	Std Deviation	Variance	Count
1	How many months did it take you to find your current employment? - Selected Choice	1.00	5.00	2.31	1.59	2.52	13

#	Field	Choice Count
1	1-3 months	46.15% 6
2	4-6 months	23.08% 3
3	7-9 months	7.69% 1
4	10-12 months	0.00% 0
5	Other	23.08% 3
		13

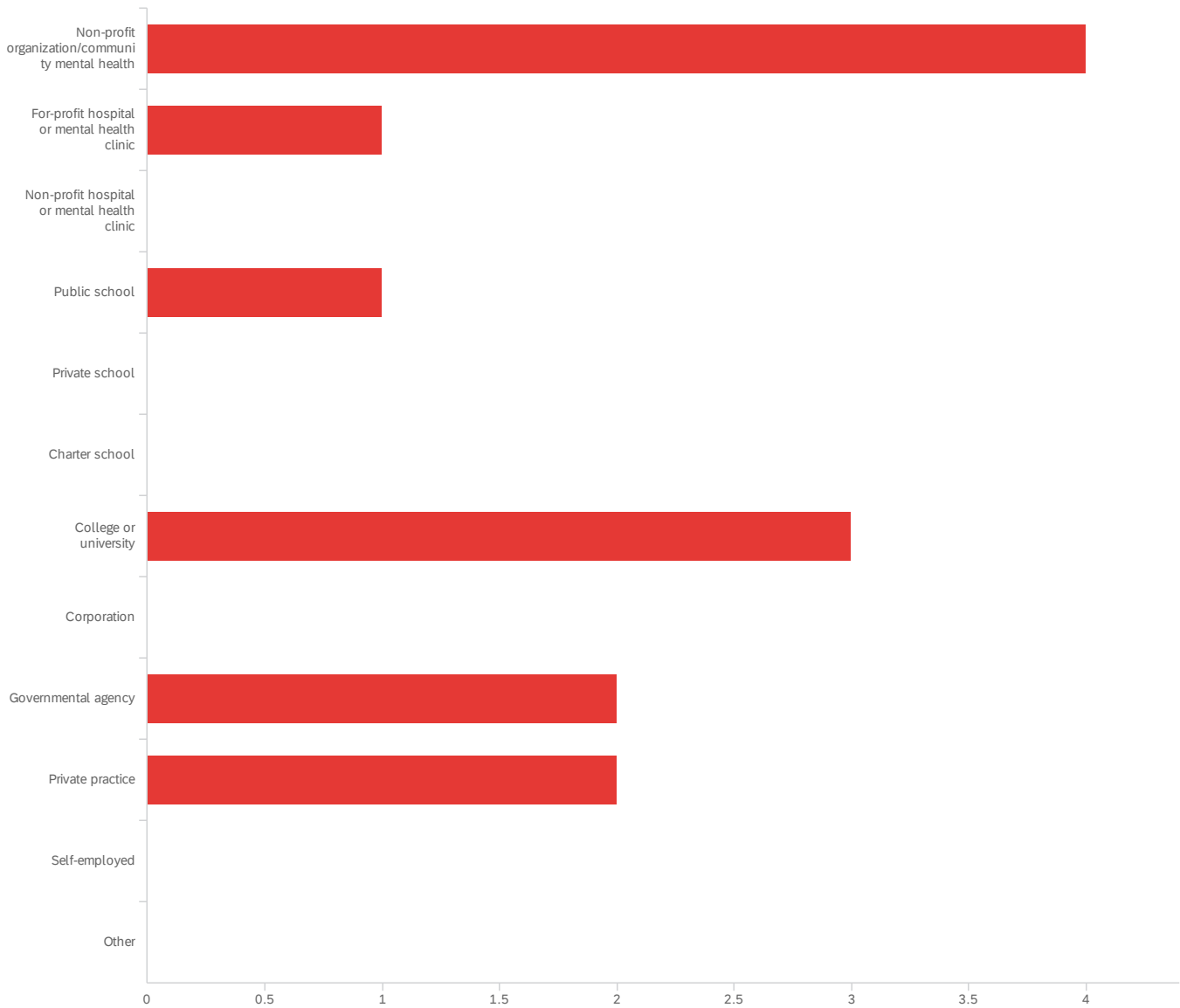
Showing rows 1 - 6 of 6

Q22_5_TEXT - Other

Other

No time - connected to doctoral program

Q23 - Which of the following describes your current place of employment?



#	Field	Minimum	Maximum	Mean	Std Deviation	Variance	Count
1	Which of the following describes your current place of employment? - Selected Choice	1.00	10.00	5.31	3.58	12.83	13

#	Field	Choice Count
1	Non-profit organization/community mental health	30.77% 4
2	For-profit hospital or mental health clinic	7.69% 1

#	Field	Choice Count
3	Non-profit hospital or mental health clinic	0.00% 0
4	Public school	7.69% 1
5	Private school	0.00% 0
6	Charter school	0.00% 0
7	College or university	23.08% 3
8	Corporation	0.00% 0
9	Governmental agency	15.38% 2
10	Private practice	15.38% 2
11	Self-employed	0.00% 0
12	Other	0.00% 0

13

Showing rows 1 - 13 of 13

Q23_12_TEXT - Other

Other

Q24 - What is the name of the company/agency/organization for whom you work?

What is the name of the company/agency/organization for whom you work?

Ridge School

GWU

Network for Victim Recovery

Achieve Consulting Team

Dominion Hospital

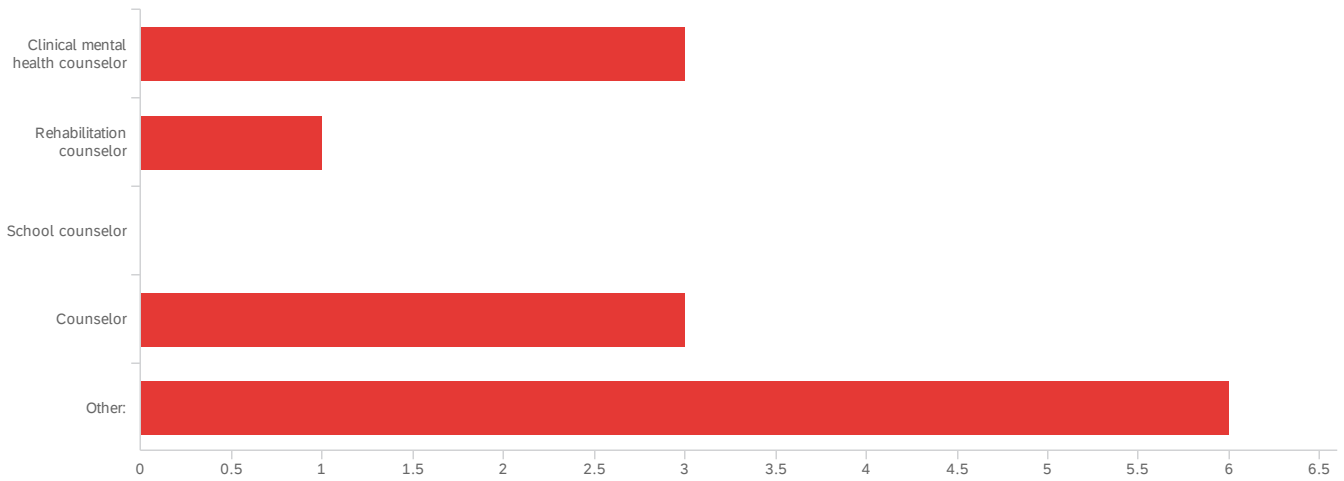
Hope Enrichment Center

CWCC

Community Counseling and Mentoring Services

The Healing Connection Inc.

Q25 - What is your current job title?



#	Field	Minimum	Maximum	Mean	Std Deviation	Variance	Count
1	What is your current job title? - Selected Choice	1.00	5.00	3.62	1.64	2.70	13

#	Field	Choice Count
1	Clinical mental health counselor	23.08% 3
2	Rehabilitation counselor	7.69% 1
3	School counselor	0.00% 0
4	Counselor	23.08% 3
5	Other:	46.15% 6
		13

Showing rows 1 - 6 of 6

Q25_5_TEXT - Other:

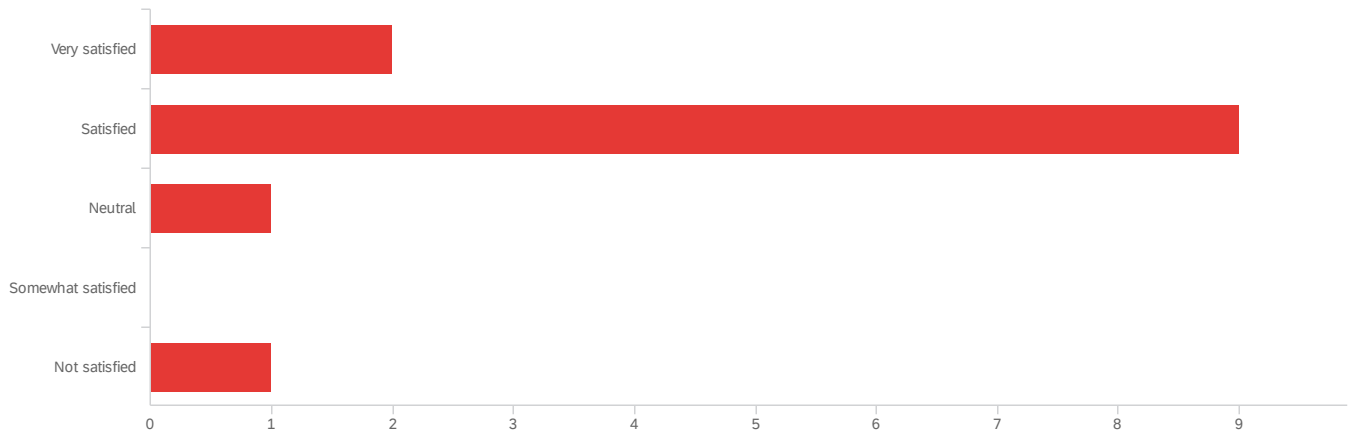
Other:

Teacher

Faculty Instructor

Case Manager

Q26 - How satisfied are you with your job?

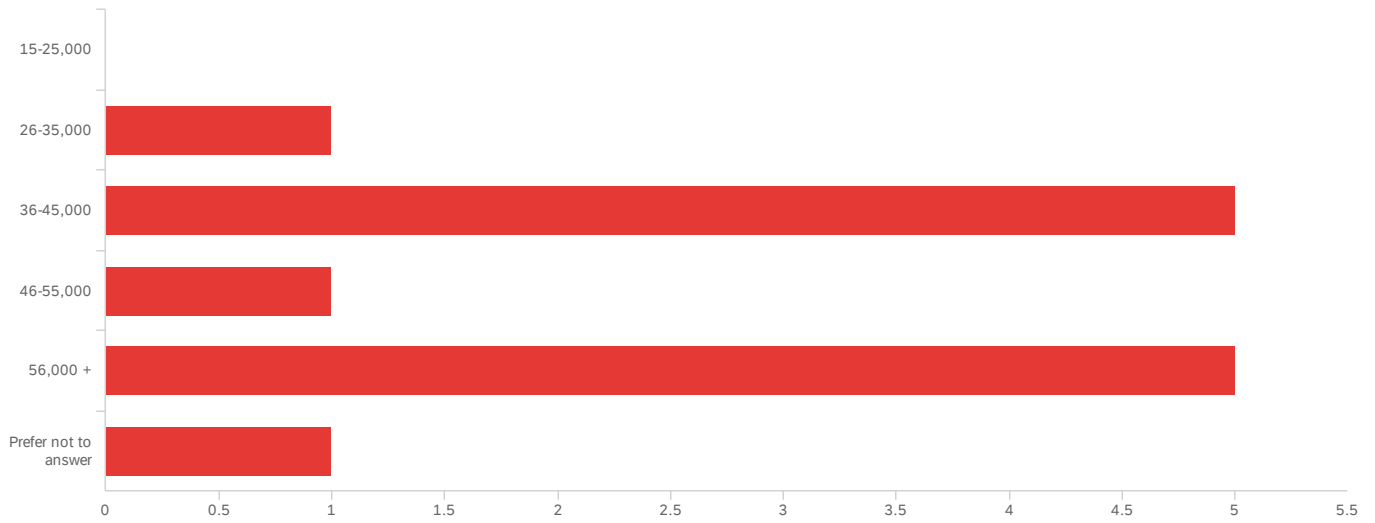


#	Field	Minimum	Maximum	Mean	Std Deviation	Variance	Count
1	How satisfied are you with your job?	1.00	5.00	3.85	0.95	0.90	13

#	Field	Choice Count
5	Very satisfied	15.38% 2
4	Satisfied	69.23% 9
3	Neutral	7.69% 1
2	Somewhat satisfied	0.00% 0
1	Not satisfied	7.69% 1
		13

Showing rows 1 - 6 of 6

Q15#1 - What was your initial, post-graduate salary? - Salary



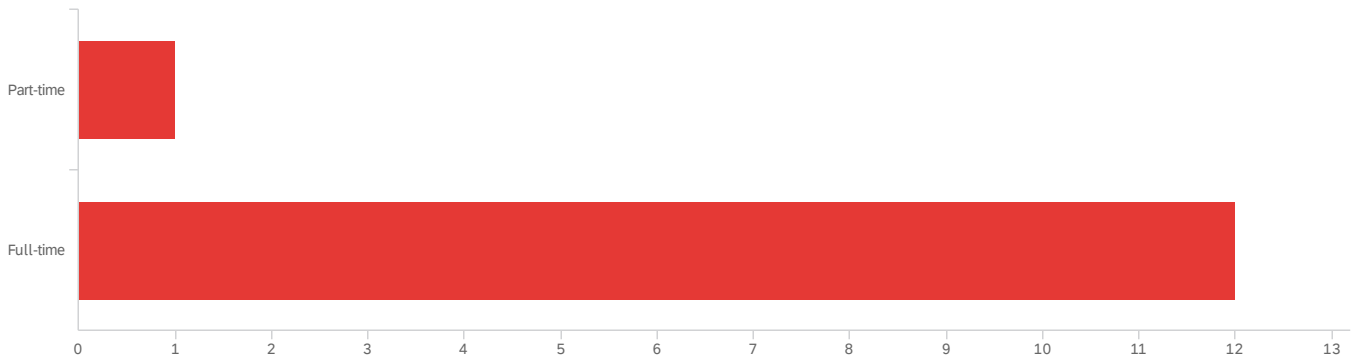
#	Field	Minimum	Maximum	Mean	Std Deviation	Variance	Count
1	Initial, post-graduate salary	2.00	99.00	11.15	25.38	644.13	13

#	Field	Choice Count
1	15-25,000	0.00% 0
2	26-35,000	7.69% 1
3	36-45,000	38.46% 5
4	46-55,000	7.69% 1
5	56,000 +	38.46% 5
99	Prefer not to answer	7.69% 1

13

Showing rows 1 - 7 of 7

Q15#2 - What was your initial, post-graduate salary? - Type of Employment



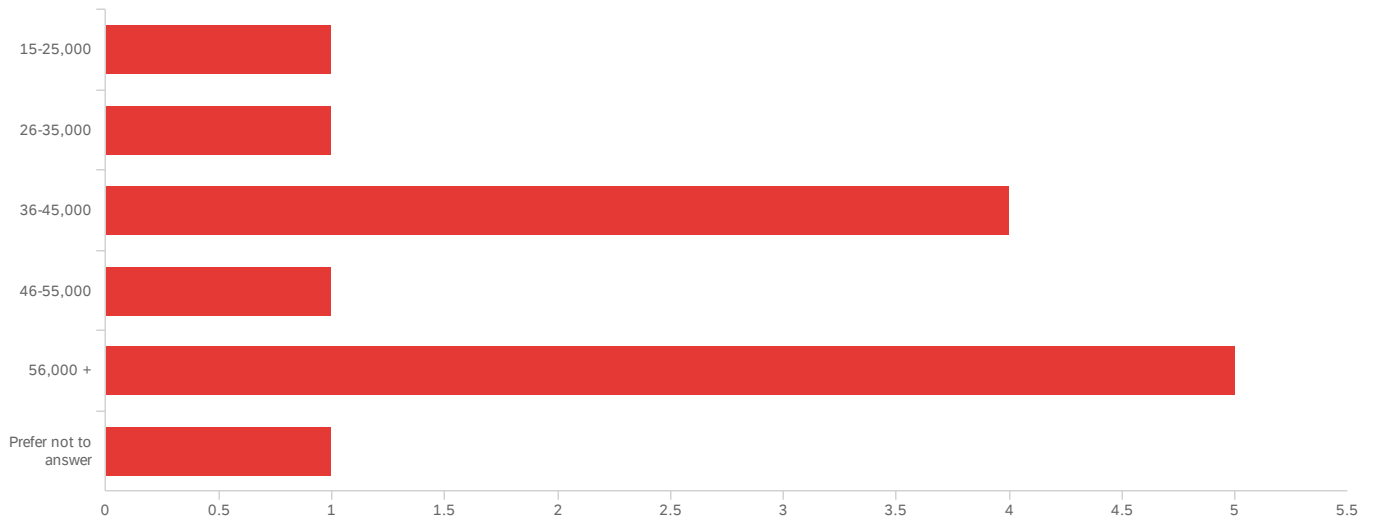
#	Field	Minimum	Maximum	Mean	Std Deviation	Variance	Count
1	Initial, post-graduate salary	1.00	2.00	1.92	0.27	0.07	13

#	Field	Choice Count
1	Part-time	7.69% 1
2	Full-time	92.31% 12

13

Showing rows 1 - 3 of 3

Q28 - What is your current salary?



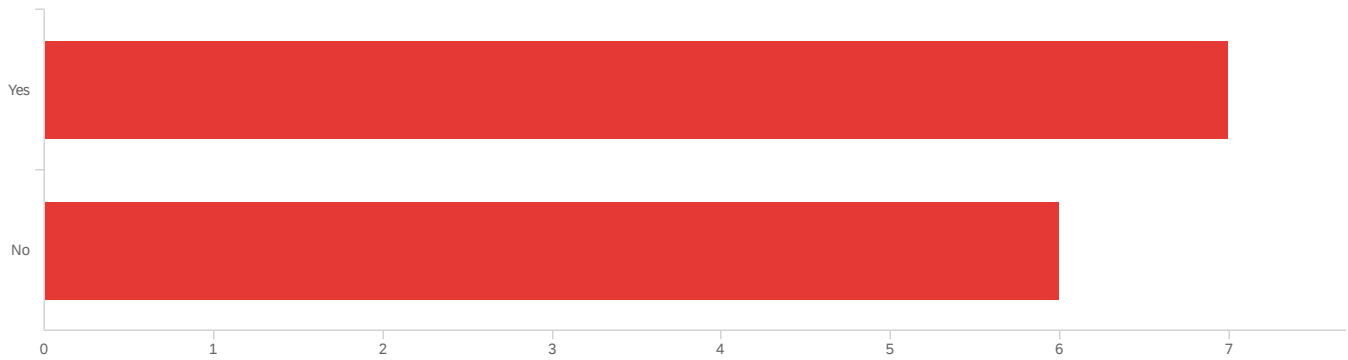
#	Field	Minimum	Maximum	Mean	Std Deviation	Variance	Count
1	What is your current salary?	1.00	99.00	11.00	25.43	646.92	13

#	Field	Choice Count
1	15-25,000	7.69% 1
2	26-35,000	7.69% 1
3	36-45,000	30.77% 4
4	46-55,000	7.69% 1
5	56,000 +	38.46% 5
99	Prefer not to answer	7.69% 1

13

Showing rows 1 - 7 of 7

Q29 - Do you currently receive supervision for your counseling work?



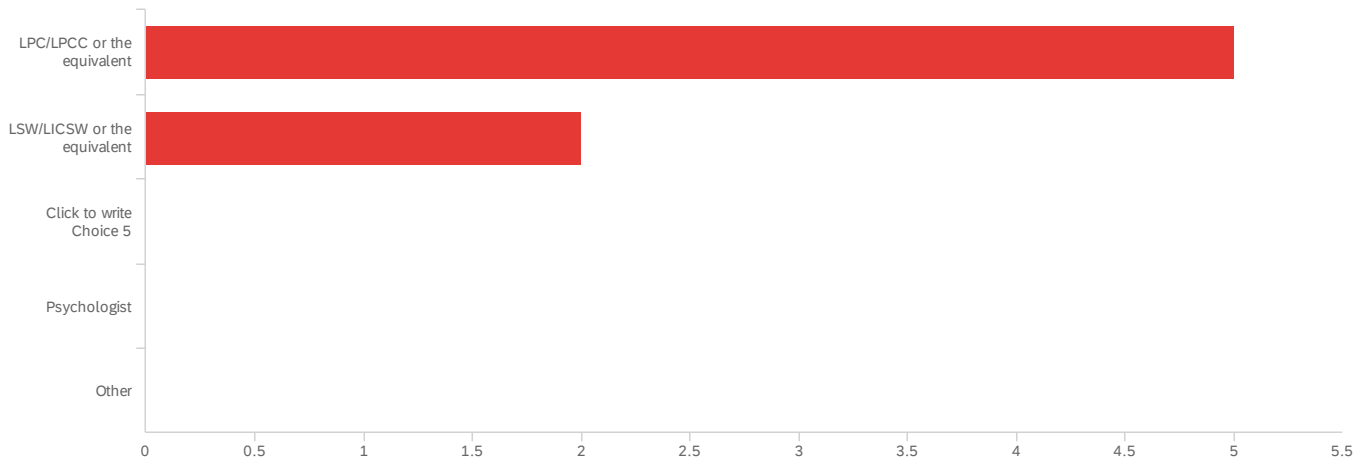
#	Field	Minimum	Maximum	Mean	Std Deviation	Variance	Count
1	Do you currently receive supervision for your counseling work?	1.00	2.00	1.46	0.50	0.25	13

#	Field	Choice Count
1	Yes	53.85% 7
2	No	46.15% 6

13

Showing rows 1 - 3 of 3

Q30 - What licensure does your supervisor hold?

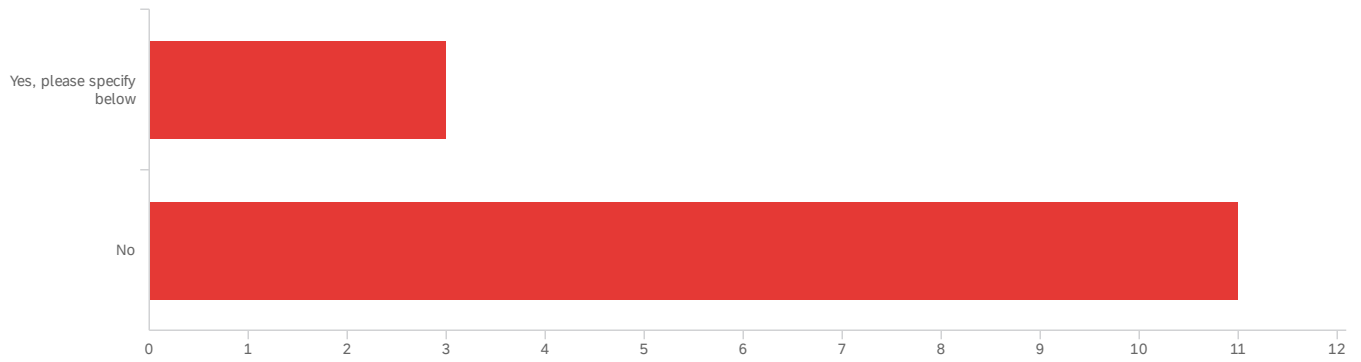


#	Field	Minimum	Maximum	Mean	Std Deviation	Variance	Count
1	What licensure does your supervisor hold?	1.00	2.00	1.29	0.45	0.20	7

#	Field	Choice Count
1	LPC/LPCC or the equivalent	71.43% 5
2	LSW/LICSW or the equivalent	28.57% 2
3	Click to write Choice 5	0.00% 0
4	Psychologist	0.00% 0
5	Other	0.00% 0
		7

Showing rows 1 - 6 of 6

Q31 - Do you regularly attend professional conferences?



#	Field	Minimum	Maximum	Mean	Std Deviation	Variance	Count
1	Do you regularly attend professional conferences? - Selected Choice	1.00	2.00	1.79	0.41	0.17	14

#	Field	Choice Count
1	Yes, please specify below	21.43% 3
2	No	78.57% 11

14

Showing rows 1 - 3 of 3

Q31_1_TEXT - Yes, please specify below

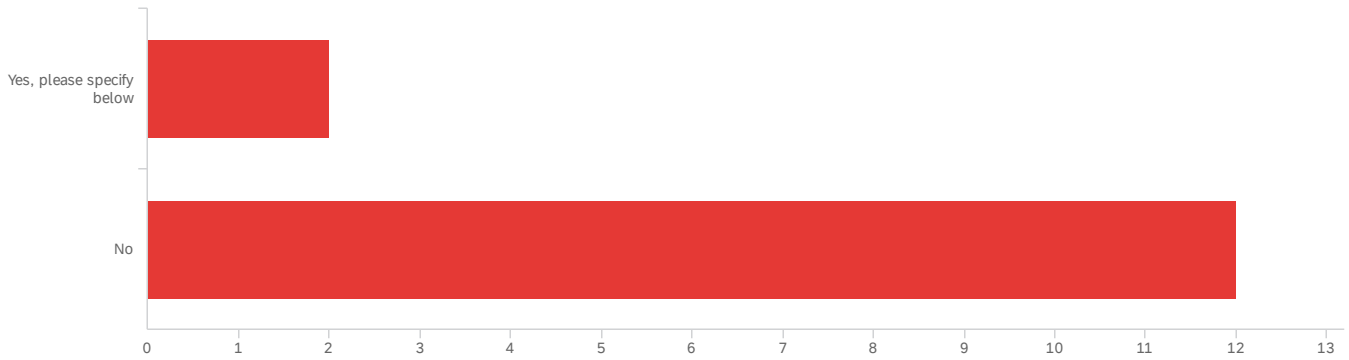
Yes, please specify below

ACA, NCDA, ICA, ACES, NCACES

Any training from work

Q32 - Within the past year, have you presented at any professional conferences?

(Counseling, Psychological, etc.)



#	Field	Minimum	Maximum	Mean	Std Deviation	Variance	Count
1	Within the past year, have you presented at any professional conferences? (Counseling, Psychological, etc.) - Selected Choice	1.00	2.00	1.86	0.35	0.12	14

#	Field	Choice Count
1	Yes, please specify below	14.29% 2
2	No	85.71% 12
		14

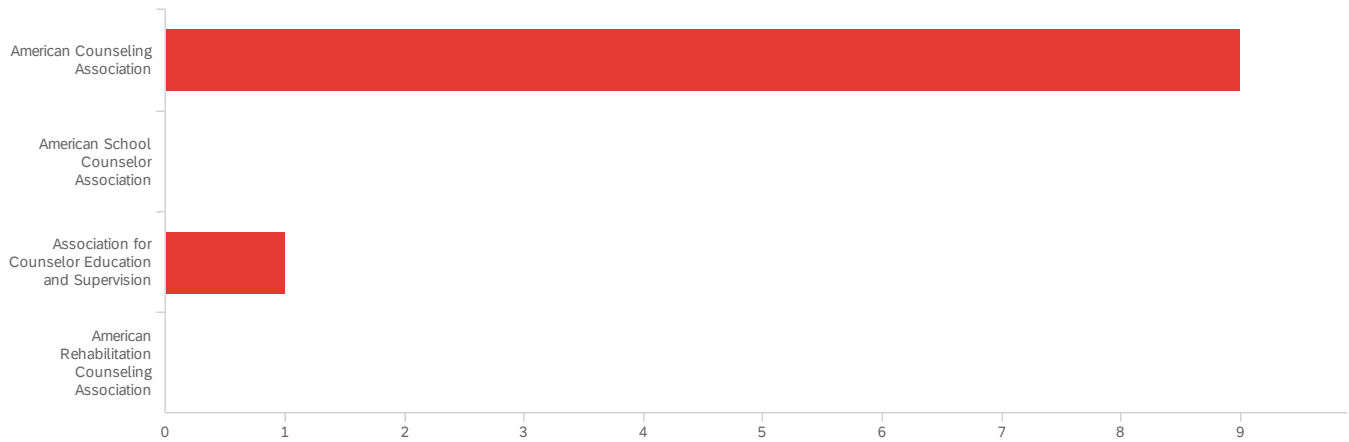
Showing rows 1 - 3 of 3

Q32_1_TEXT - Yes, please specify below

Yes, please specify below

NCDA, ICA, ACES

Q33 - Please list membership for any professional organizations below.



#	Field	Minimum	Maximum	Mean	Std Deviation	Variance	Count
1	Please list membership for any professional organizations below. - Selected Choice	1.00	3.00	1.20	0.60	0.36	10

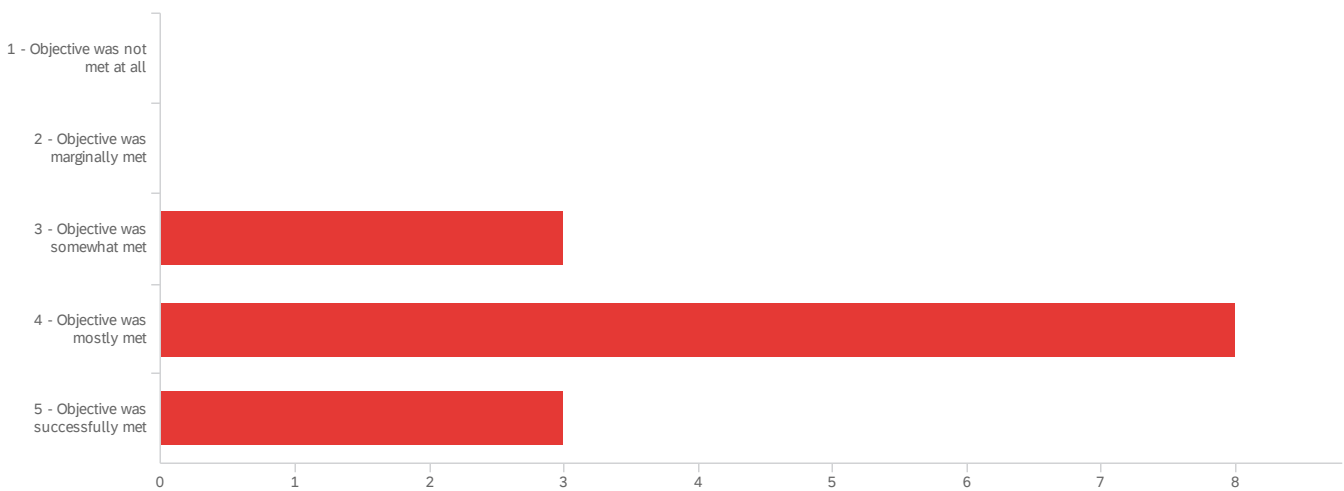
#	Field	Choice Count
1	American Counseling Association	90.00% 9
2	American School Counselor Association	0.00% 0
3	Association for Counselor Education and Supervision	10.00% 1
4	American Rehabilitation Counseling Association	0.00% 0
		10

Showing rows 1 - 5 of 5

Q33_1_TEXT - Other

Other

Q34 - The Department of Counseling and Human Development has identified 7 program objectives that guide the training our students receive. This portion of the survey refers to the stated CACREP objectives of the counseling programs. On a scale of 1-5, please rate the degree to which you feel your program met the following Professional Counseling Identity objective.

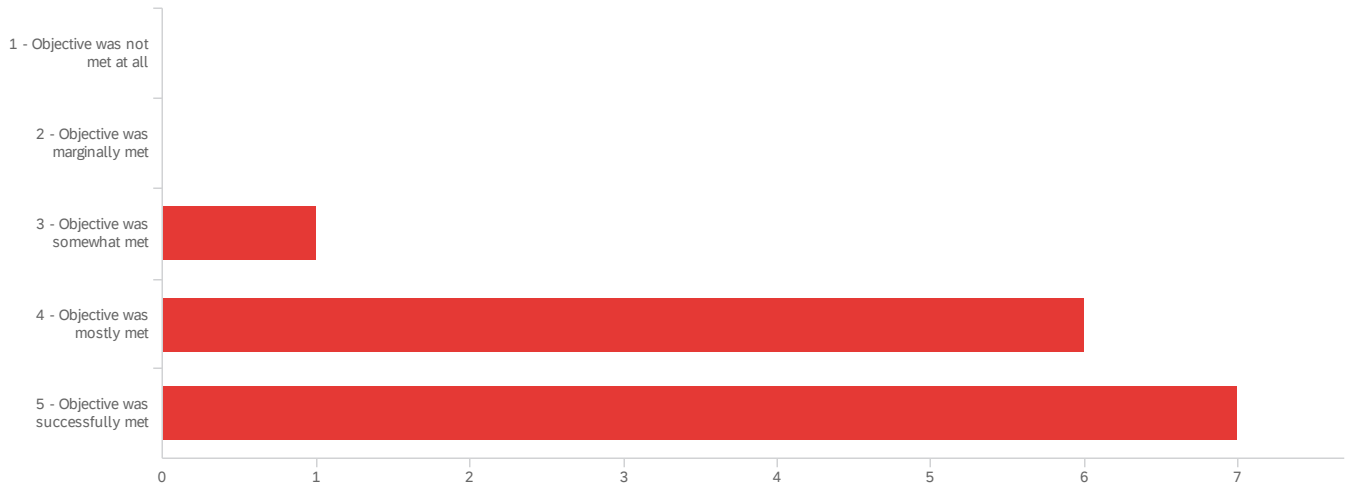


#	Field	Minimum	Maximum	Mean	Std Deviation	Variance	Count
1	To prepare counselors who are knowledgeable about the philosophy, history, professional organizations, credentialing, and current and future trends in the counseling profession.	3.00	5.00	4.00	0.65	0.43	14

#	Field	Choice Count
1	1 - Objective was not met at all	0.00% 0
2	2 - Objective was marginally met	0.00% 0
3	3 - Objective was somewhat met	21.43% 3
4	4 - Objective was mostly met	57.14% 8
5	5 - Objective was successfully met	21.43% 3
		14

Showing rows 1 - 6 of 6

Q35 - On a scale of 1-5, please rate the degree to which you feel your program met the following Self as Counselor objective.

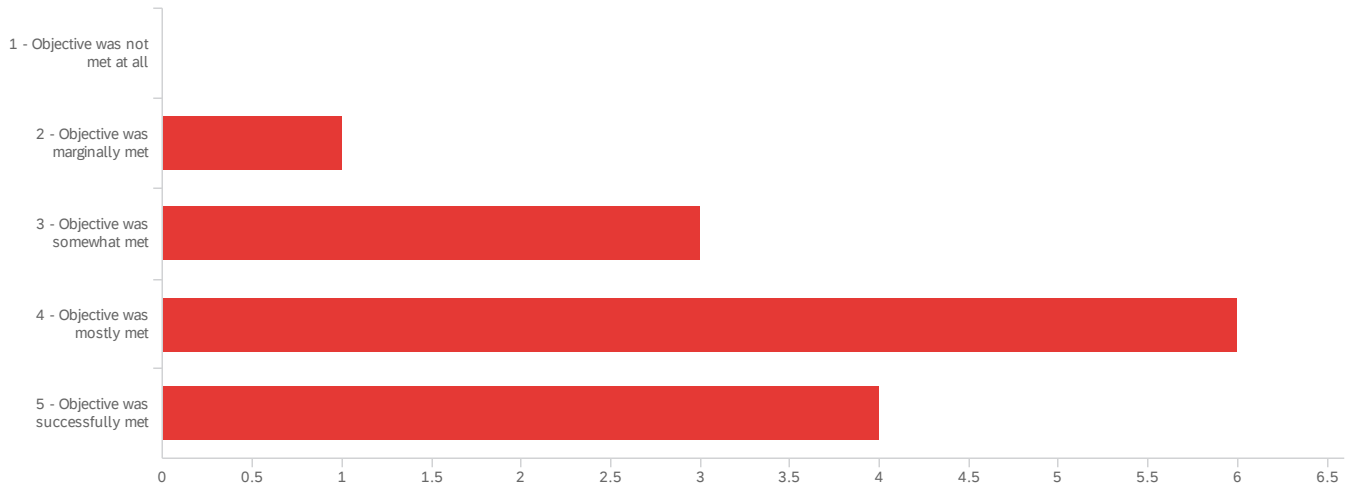


#	Field	Minimum	Maximum	Mean	Std Deviation	Variance	Count
1	To develop, through self-reflection and insight, counselors who demonstrate a strong awareness of their own values and worldviews, recognize their own competencies and limitations, and recognize/acknowledge/remediate personal issues that may impact client care and who develop a personal approach to counseling and client advocacy with a clear understanding of counselor functions.	3.00	5.00	4.43	0.62	0.39	14

#	Field	Choice Count
1	1 - Objective was not met at all	0.00% 0
2	2 - Objective was marginally met	0.00% 0
3	3 - Objective was somewhat met	7.14% 1
4	4 - Objective was mostly met	42.86% 6
5	5 - Objective was successfully met	50.00% 7
		14

Showing rows 1 - 6 of 6

Q36 - On a scale of 1-5, please rate the degree to which you feel your program met the following Multicultural Competency objective.

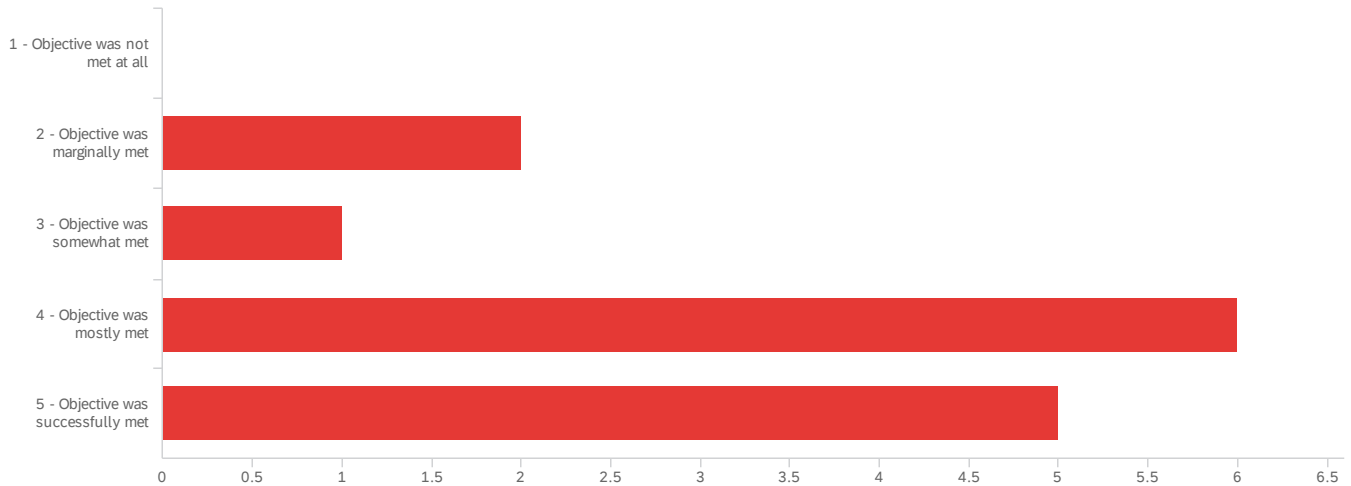


#	Field	Minimum	Maximum	Mean	Std Deviation	Variance	Count
1	To train counselors who can recognize and understand power, privilege, and difference and their own cultural attitudes, beliefs, and effects of social location and respond to social and cultural differences and changes in our society through learned strategies for working with gender and gender spectrum issues, diverse populations, ethnic and other non-dominant groups.	2.00	5.00	3.93	0.88	0.78	14

#	Field	Choice Count
1	1 - Objective was not met at all	0.00% 0
2	2 - Objective was marginally met	7.14% 1
3	3 - Objective was somewhat met	21.43% 3
4	4 - Objective was mostly met	42.86% 6
5	5 - Objective was successfully met	28.57% 4
		14

Showing rows 1 - 6 of 6

Q37 - On a scale of 1-5, please rate the degree to which you feel your program met the following Theory to Practice objective.

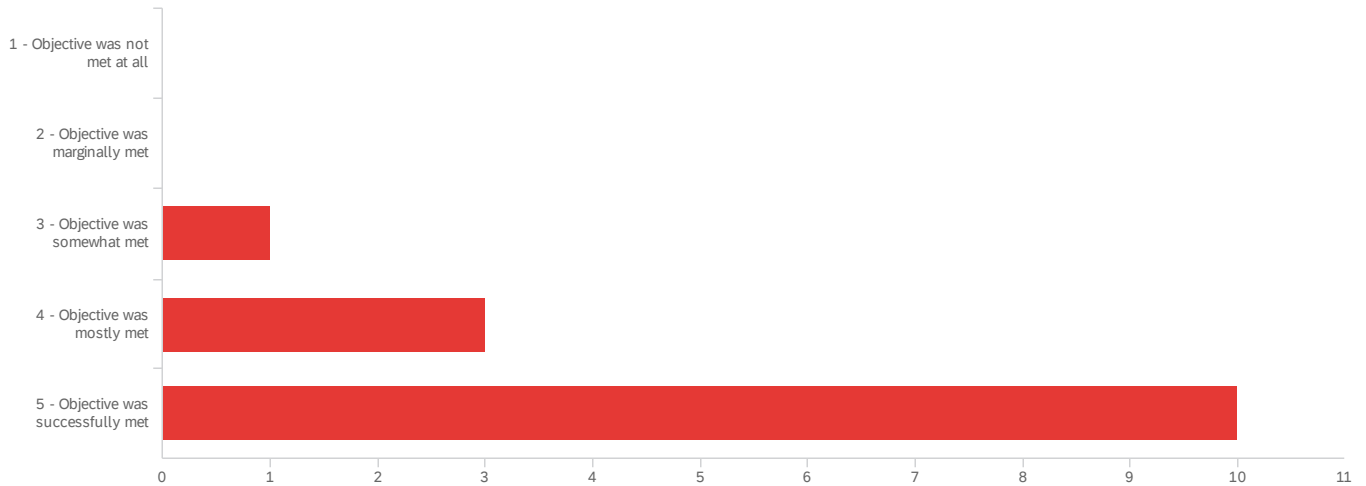


#	Field	Minimum	Maximum	Mean	Std Deviation	Variance	Count
1	To train counselors who understand of a range of counseling theories consistent with a developmental perspective. Counselor trainees will develop treatment plans and interventions consistent with their own theoretical orientation, a critical evaluation of the literature, client mental health needs and goals in counseling, diagnosis, and best practices in the profession.	2.00	5.00	4.00	1.00	1.00	14

#	Field	Choice Count
1	1 - Objective was not met at all	0.00% 0
2	2 - Objective was marginally met	14.29% 2
3	3 - Objective was somewhat met	7.14% 1
4	4 - Objective was mostly met	42.86% 6
5	5 - Objective was successfully met	35.71% 5
		14

Showing rows 1 - 6 of 6

Q38 - On a scale of 1-5, please rate the degree to which you feel your program met the following Ethical Practice objective.

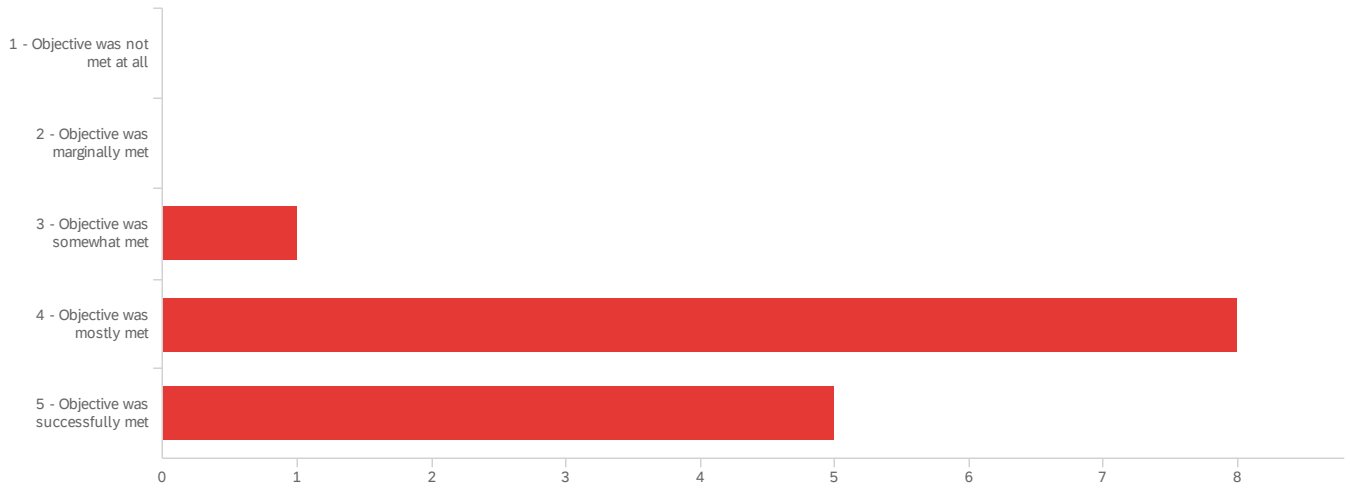


#	Field	Minimum	Maximum	Mean	Std Deviation	Variance	Count
1	To train counselors who commit to and follow professional ethics consistent with the American Counseling Association ethical guidelines who seek supervision/consultation to resolve ethical dilemmas and take personal responsibility in the event an ethical error is committed.	3.00	5.00	4.64	0.61	0.37	14

#	Field	Choice Count
1	1 - Objective was not met at all	0.00% 0
2	2 - Objective was marginally met	0.00% 0
3	3 - Objective was somewhat met	7.14% 1
4	4 - Objective was mostly met	21.43% 3
5	5 - Objective was successfully met	71.43% 10
		14

Showing rows 1 - 6 of 6

Q39 - On a scale of 1-5, please rate the degree to which you feel your program met the following Clinical Skills objective.

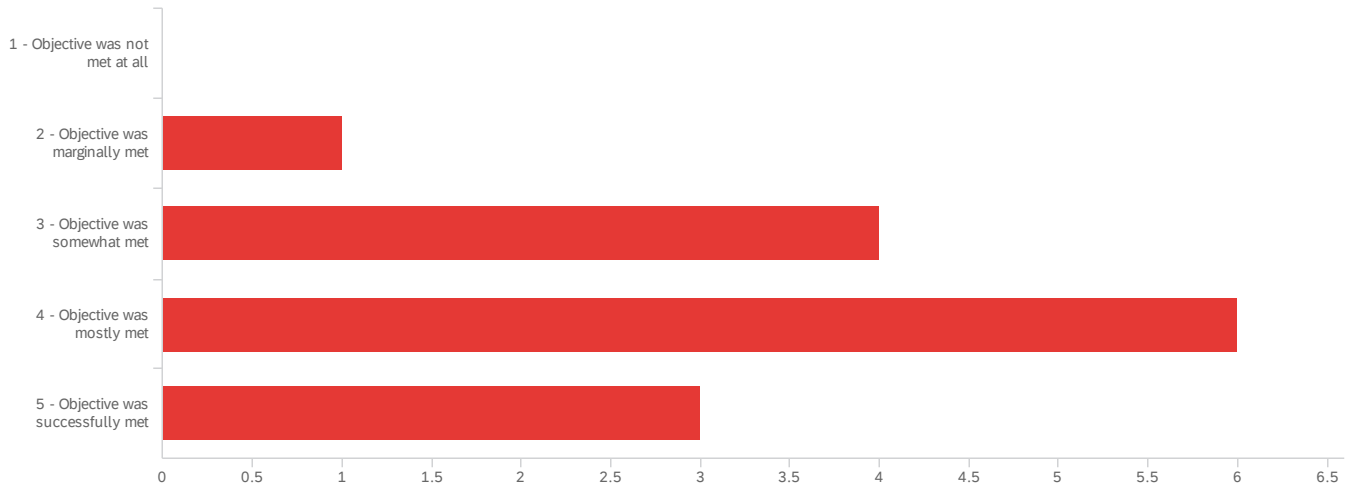


#	Field	Minimum	Maximum	Mean	Std Deviation	Variance	Count
1	To train counselors who are knowledgeable and skilled in the helping/counseling process; who are able to apply knowledge, theory, and skills to work effectively with clients in a variety of modalities (individual, group, family) and to use crisis intervention, brief counseling, and long-term approaches.	3.00	5.00	4.29	0.59	0.35	14

#	Field	Choice Count
1	1 - Objective was not met at all	0.00% 0
2	2 - Objective was marginally met	0.00% 0
3	3 - Objective was somewhat met	7.14% 1
4	4 - Objective was mostly met	57.14% 8
5	5 - Objective was successfully met	35.71% 5
		14

Showing rows 1 - 6 of 6

Q40 - On a scale of 1-5, please rate the degree to which you feel your program met the following Research and Assessment objective.

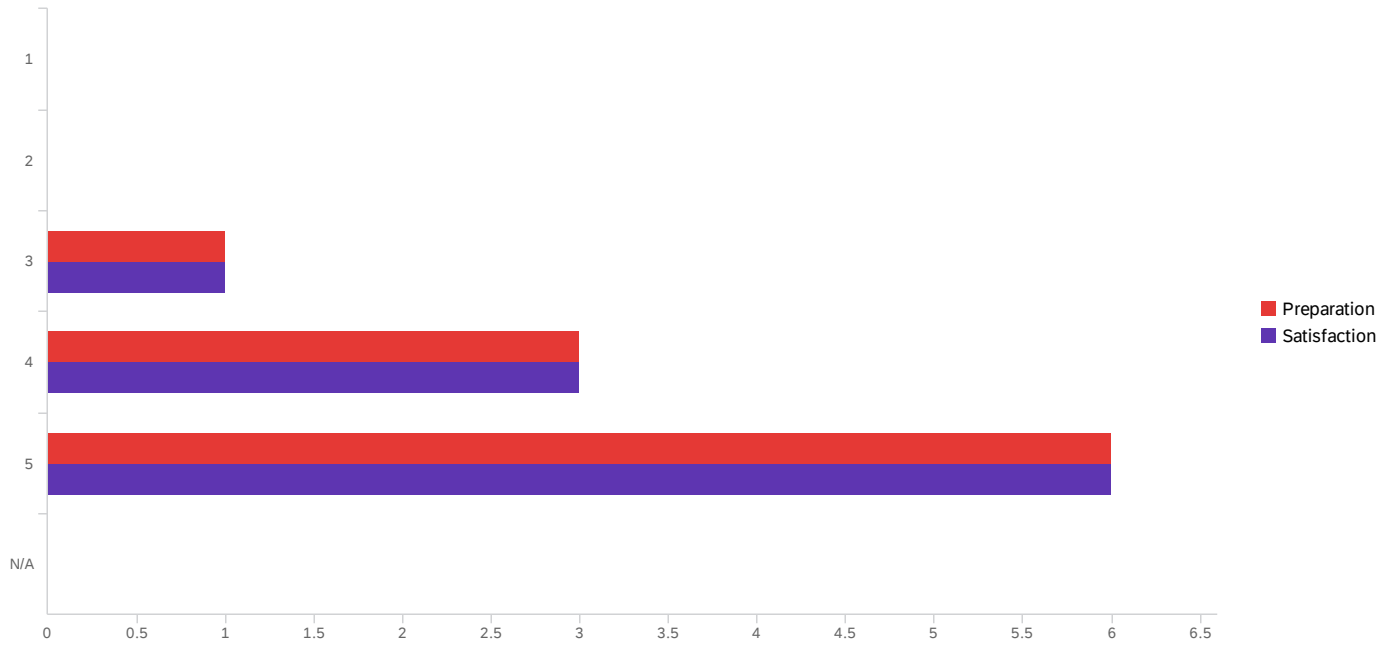


#	Field	Minimum	Maximum	Mean	Std Deviation	Variance	Count
1	To prepare counselors who are knowledgeable and skilled in gathering, analyzing, interpreting, and presenting data about individuals and groups to inform clinical practice.	2.00	5.00	3.79	0.86	0.74	14

#	Field	Choice Count
1	1 - Objective was not met at all	0.00% 0
2	2 - Objective was marginally met	7.14% 1
3	3 - Objective was somewhat met	28.57% 4
4	4 - Objective was mostly met	42.86% 6
5	5 - Objective was successfully met	21.43% 3
		14

Showing rows 1 - 6 of 6

Q42 - The program contributed to my knowledge and understanding of: the history, philosophy, trends, and ethical considerations in clinical mental health counseling.

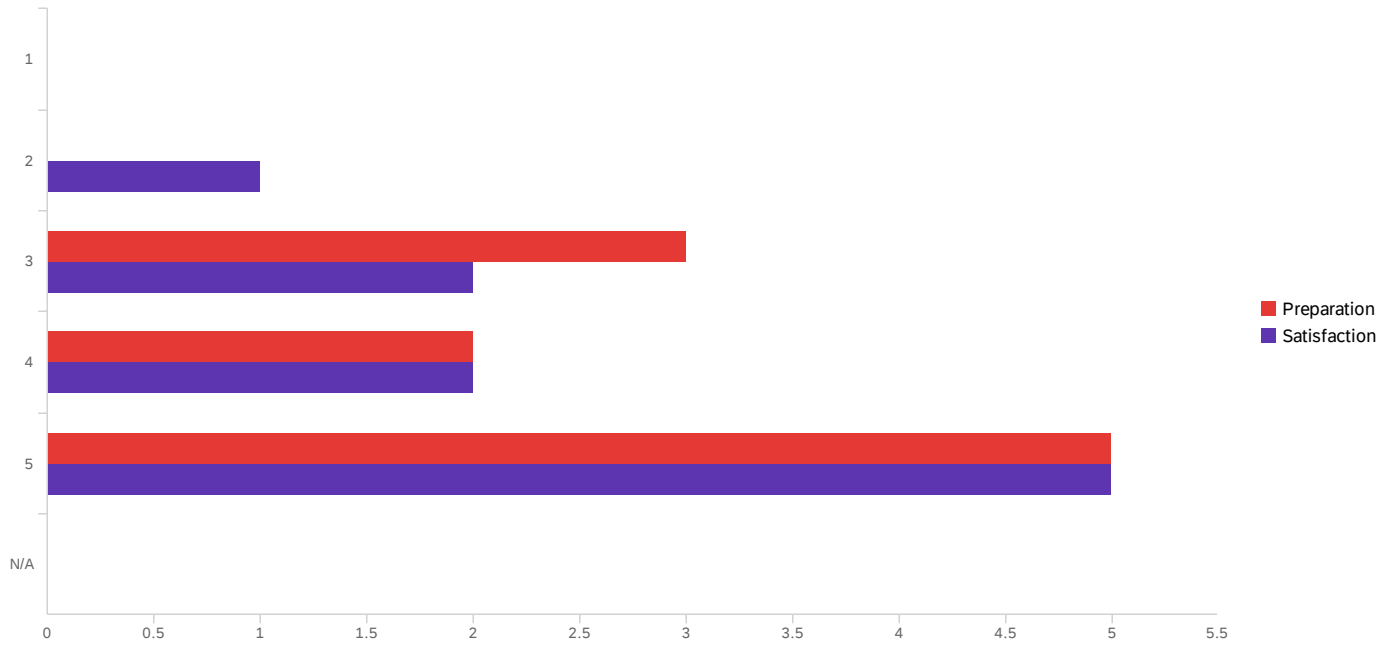


#	Field	Minimum	Maximum	Mean	Std Deviation	Variance	Count
1	Preparation	3.00	5.00	4.50	0.67	0.45	10
2	Satisfaction	3.00	5.00	4.50	0.67	0.45	10

#	Field	1	2	3	4	5	N/A	Total
1	Preparation	0.00% 0	0.00% 0	10.00% 1	30.00% 3	60.00% 6	0.00% 0	10
2	Satisfaction	0.00% 0	0.00% 0	10.00% 1	30.00% 3	60.00% 6	0.00% 0	10

Showing rows 1 - 2 of 2

Q43 - The program contributed to my knowledge and understanding of: the counseling process, models, and theories.

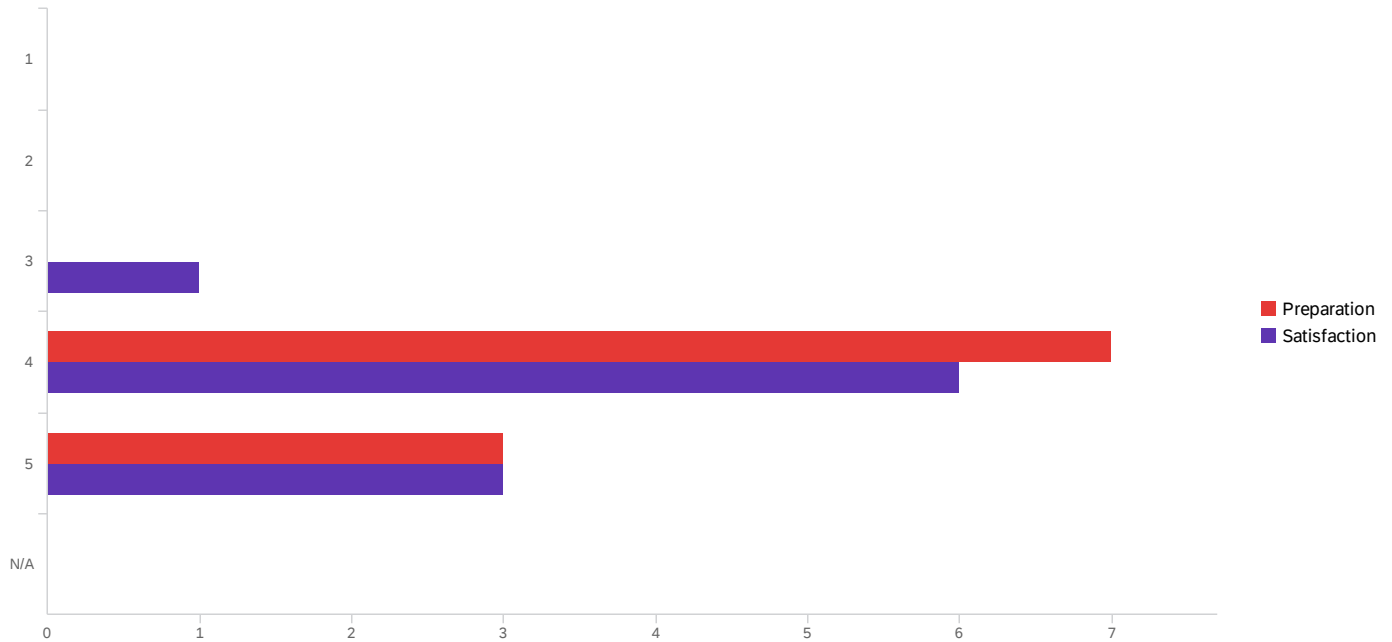


#	Field	Minimum	Maximum	Mean	Std Deviation	Variance	Count
1	Preparation	3.00	5.00	4.20	0.87	0.76	10
2	Satisfaction	2.00	5.00	4.10	1.04	1.09	10

#	Field	1	2	3	4	5	N/A	Total
1	Preparation	0.00% 0	0.00% 0	30.00% 3	20.00% 2	50.00% 5	0.00% 0	10
2	Satisfaction	0.00% 0	10.00% 1	20.00% 2	20.00% 2	50.00% 5	0.00% 0	10

Showing rows 1 - 2 of 2

Q44 - The program contributed to my knowledge and understanding of: principles, models, and documentation formats of biopsychosocial case conceptualization and treatment planning.

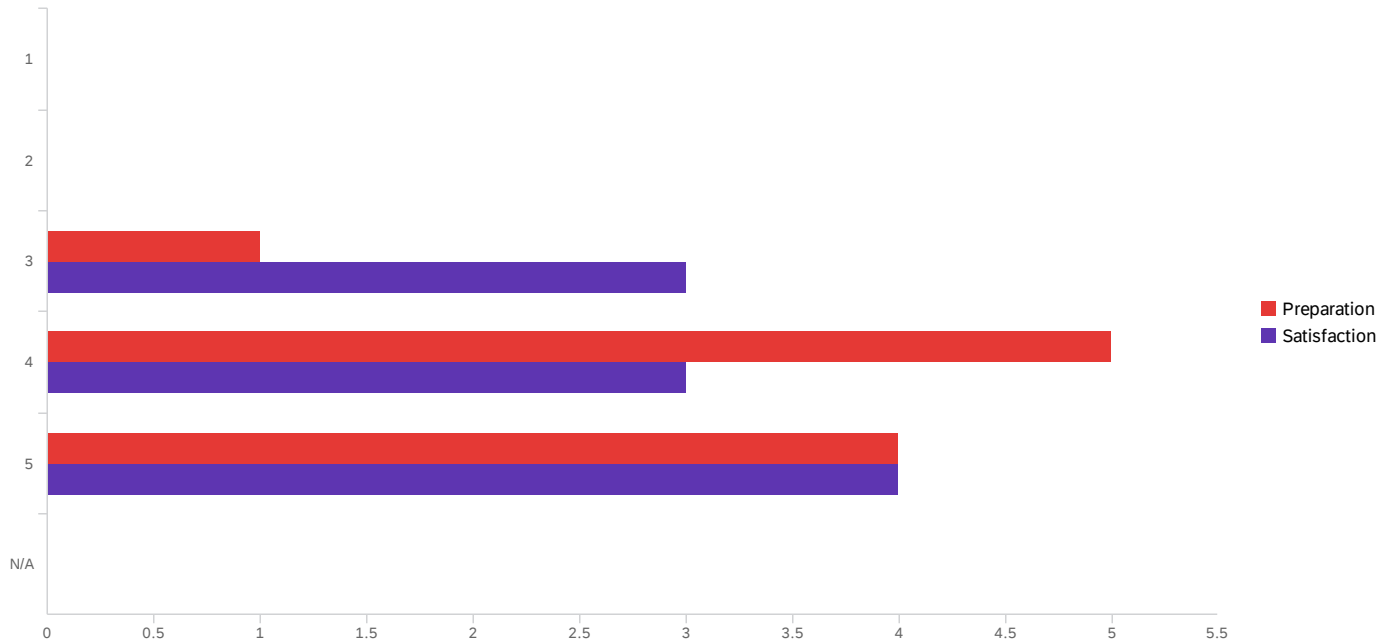


#	Field	Minimum	Maximum	Mean	Std Deviation	Variance	Count
1	Preparation	4.00	5.00	4.30	0.46	0.21	10
2	Satisfaction	3.00	5.00	4.20	0.60	0.36	10

#	Field	1	2	3	4	5	N/A	Total
1	Preparation	0.00% 0	0.00% 0	0.00% 0	70.00% 7	30.00% 3	0.00% 0	10
2	Satisfaction	0.00% 0	0.00% 0	10.00% 1	60.00% 6	30.00% 3	0.00% 0	10

Showing rows 1 - 2 of 2

Q45 - The program contributed to my knowledge and understanding of: the importance of family, social networks, and community systems in the treatment of mental and emotional disorders.

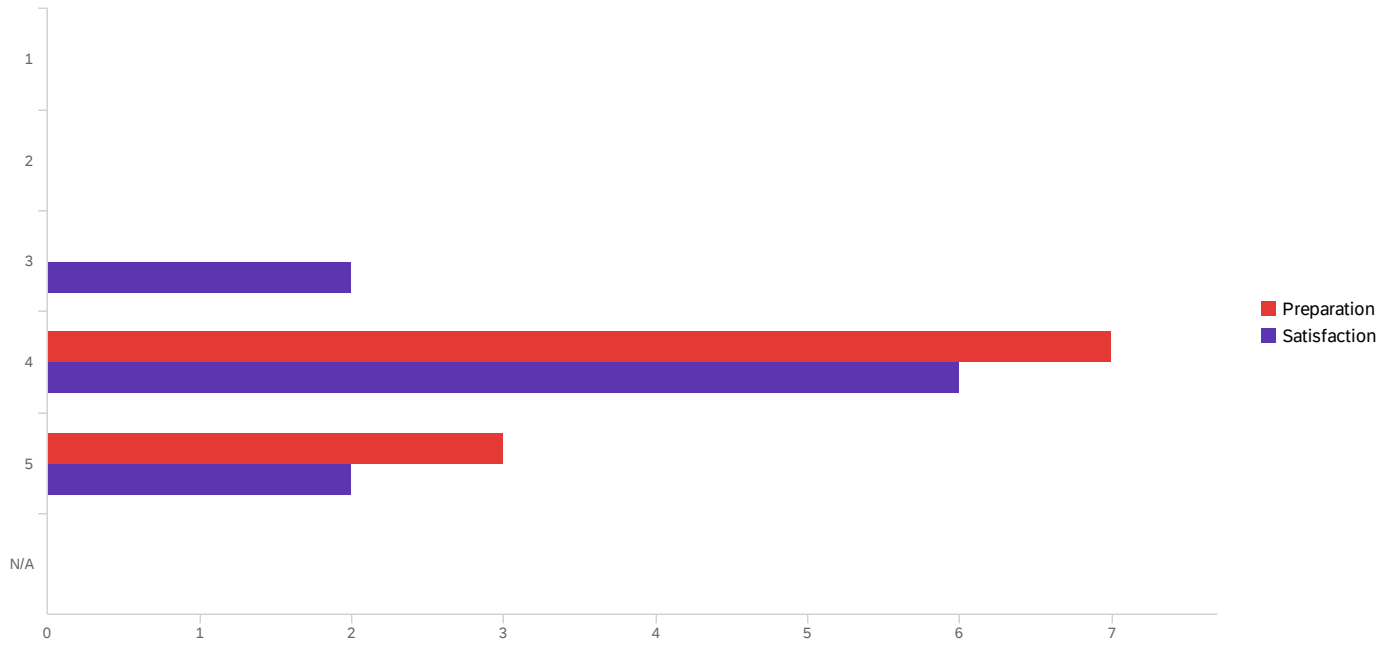


#	Field	Minimum	Maximum	Mean	Std Deviation	Variance	Count
1	Preparation	3.00	5.00	4.30	0.64	0.41	10
2	Satisfaction	3.00	5.00	4.10	0.83	0.69	10

#	Field	1	2	3	4	5	N/A	Total
1	Preparation	0.00% 0	0.00% 0	10.00% 1	50.00% 5	40.00% 4	0.00% 0	10
2	Satisfaction	0.00% 0	0.00% 0	30.00% 3	30.00% 3	40.00% 4	0.00% 0	10

Showing rows 1 - 2 of 2

Q46 - The program contributed to my knowledge and understanding of: models and approaches to clinical evaluation.

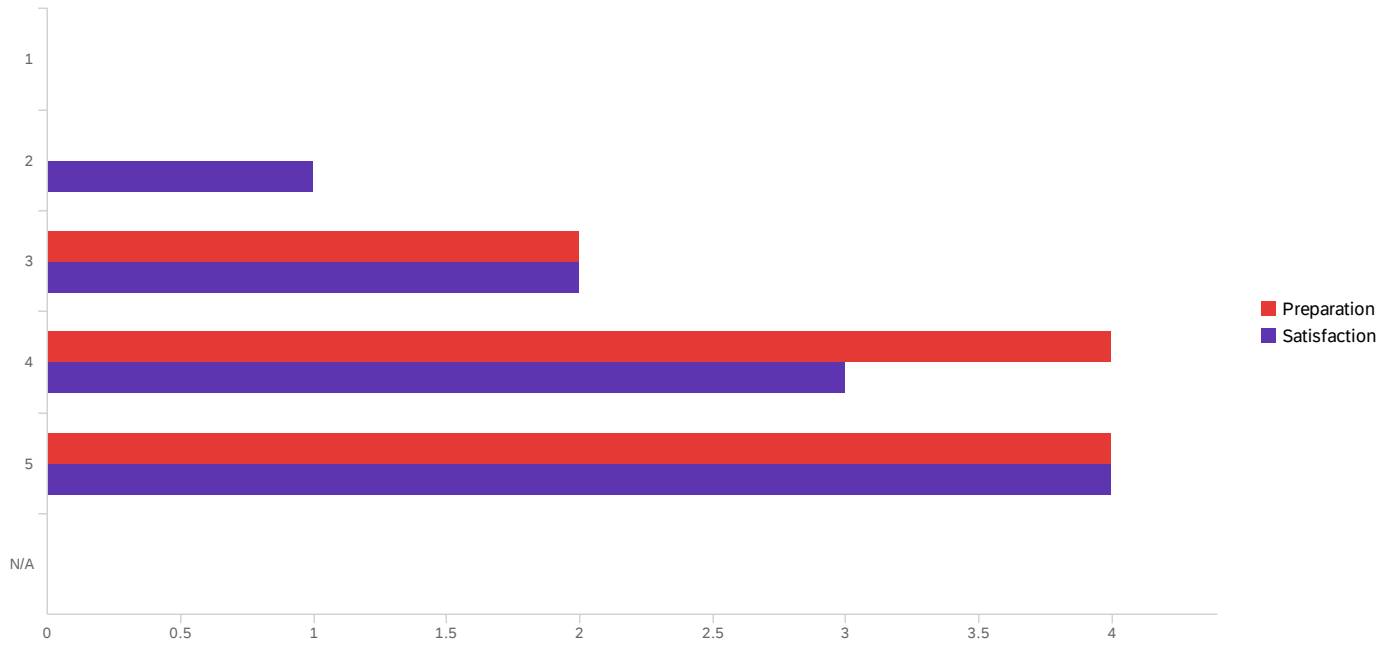


#	Field	Minimum	Maximum	Mean	Std Deviation	Variance	Count
1	Preparation	4.00	5.00	4.30	0.46	0.21	10
2	Satisfaction	3.00	5.00	4.00	0.63	0.40	10

#	Field	1	2	3	4	5	N/A	Total
1	Preparation	0.00% 0	0.00% 0	0.00% 0	70.00% 7	30.00% 3	0.00% 0	10
2	Satisfaction	0.00% 0	0.00% 0	20.00% 2	60.00% 6	20.00% 2	0.00% 0	10

Showing rows 1 - 2 of 2

Q47 - The program contributed to my knowledge and understanding of: evidence-based treatments and basic strategies for evaluating counseling outcomes.



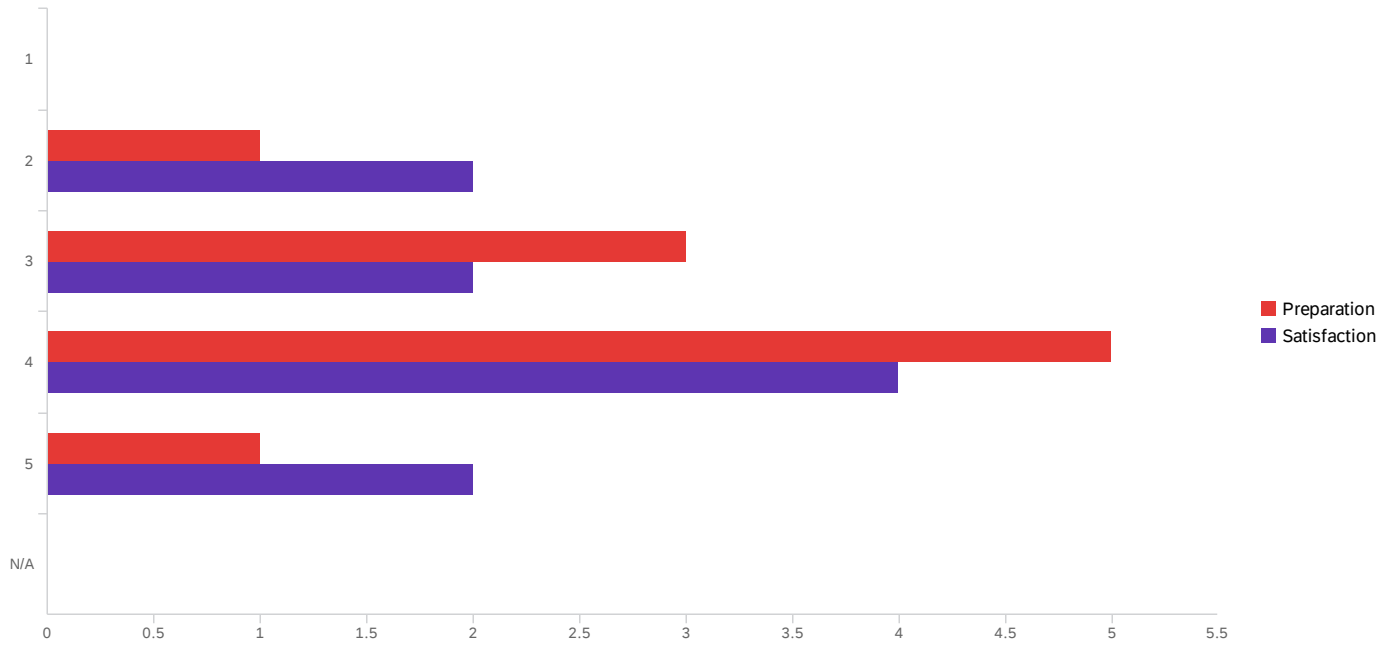
#	Field	Minimum	Maximum	Mean	Std Deviation	Variance	Count
1	Preparation	3.00	5.00	4.20	0.75	0.56	10
2	Satisfaction	2.00	5.00	4.00	1.00	1.00	10

#	Field	1	2	3	4	5	N/A	Total
1	Preparation	0.00% 0	0.00% 0	20.00% 2	40.00% 4	40.00% 4	0.00% 0	10
2	Satisfaction	0.00% 0	10.00% 1	20.00% 2	30.00% 3	40.00% 4	0.00% 0	10

Showing rows 1 - 2 of 2

Q48 - The program contributed to my ability to: provide appropriate counseling strategies

when working with clients with addiction and co-occurring disorders.

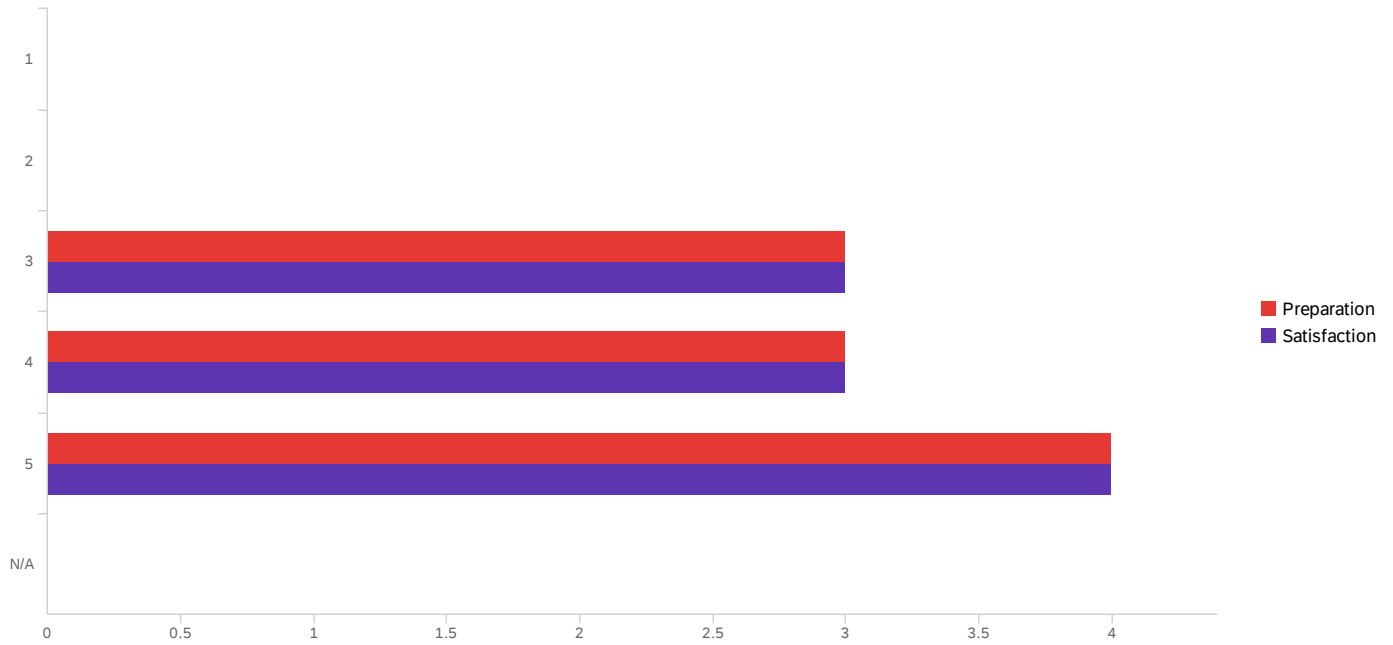


#	Field	Minimum	Maximum	Mean	Std Deviation	Variance	Count
1	Preparation	2.00	5.00	3.60	0.80	0.64	10
2	Satisfaction	2.00	5.00	3.60	1.02	1.04	10

#	Field	1	2	3	4	5	N/A	Total
1	Preparation	0.00% 0	10.00% 1	30.00% 3	50.00% 5	10.00% 1	0.00% 0	10
2	Satisfaction	0.00% 0	20.00% 2	20.00% 2	40.00% 4	20.00% 2	0.00% 0	10

Showing rows 1 - 2 of 2

Q49 - The program contributed to my ability to: critically evaluate research to enhance counseling practice.

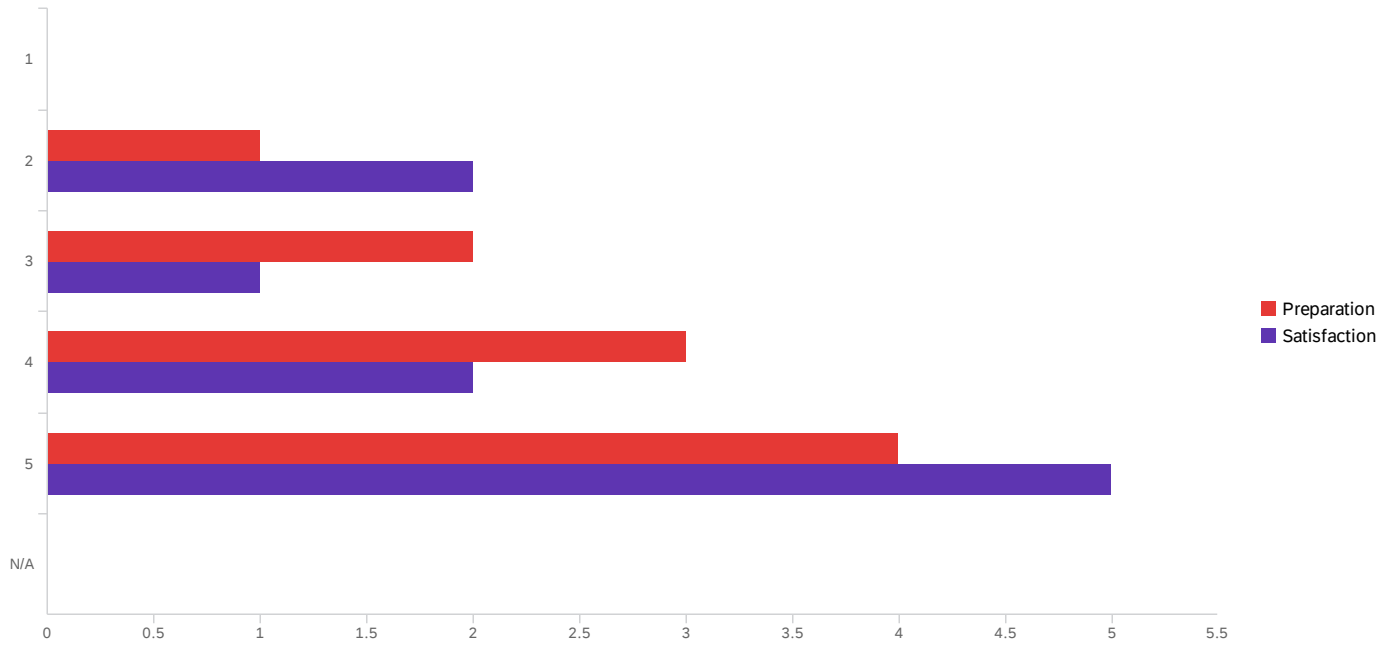


#	Field	Minimum	Maximum	Mean	Std Deviation	Variance	Count
1	Preparation	3.00	5.00	4.10	0.83	0.69	10
2	Satisfaction	3.00	5.00	4.10	0.83	0.69	10

#	Field	1	2	3	4	5	N/A	Total
1	Preparation	0.00% 0	0.00% 0	30.00% 3	30.00% 3	40.00% 4	0.00% 0	10
2	Satisfaction	0.00% 0	0.00% 0	30.00% 3	30.00% 3	40.00% 4	0.00% 0	10

Showing rows 1 - 2 of 2

Q50 - The program contributed to my ability to: appropriately use culturally responsive modalities for initiating, assessing, maintaining, and terminating counseling.

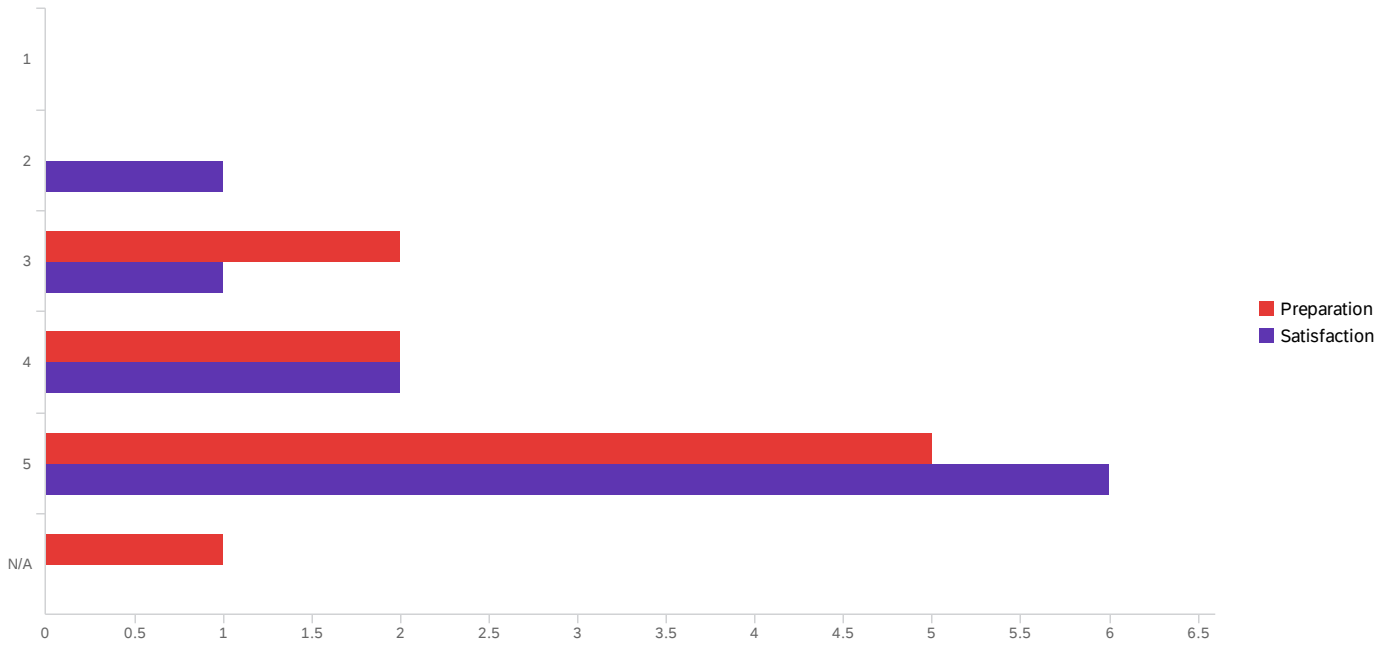


#	Field	Minimum	Maximum	Mean	Std Deviation	Variance	Count
1	Preparation	2.00	5.00	4.00	1.00	1.00	10
2	Satisfaction	2.00	5.00	4.00	1.18	1.40	10

#	Field	1	2	3	4	5	N/A	Total
1	Preparation	0.00% 0	10.00% 1	20.00% 2	30.00% 3	40.00% 4	0.00% 0	10
2	Satisfaction	0.00% 0	20.00% 2	10.00% 1	20.00% 2	50.00% 5	0.00% 0	10

Showing rows 1 - 2 of 2

Q51 - The program contributed to my ability to: conduct differential diagnosis, and assess and evaluate client concerns.

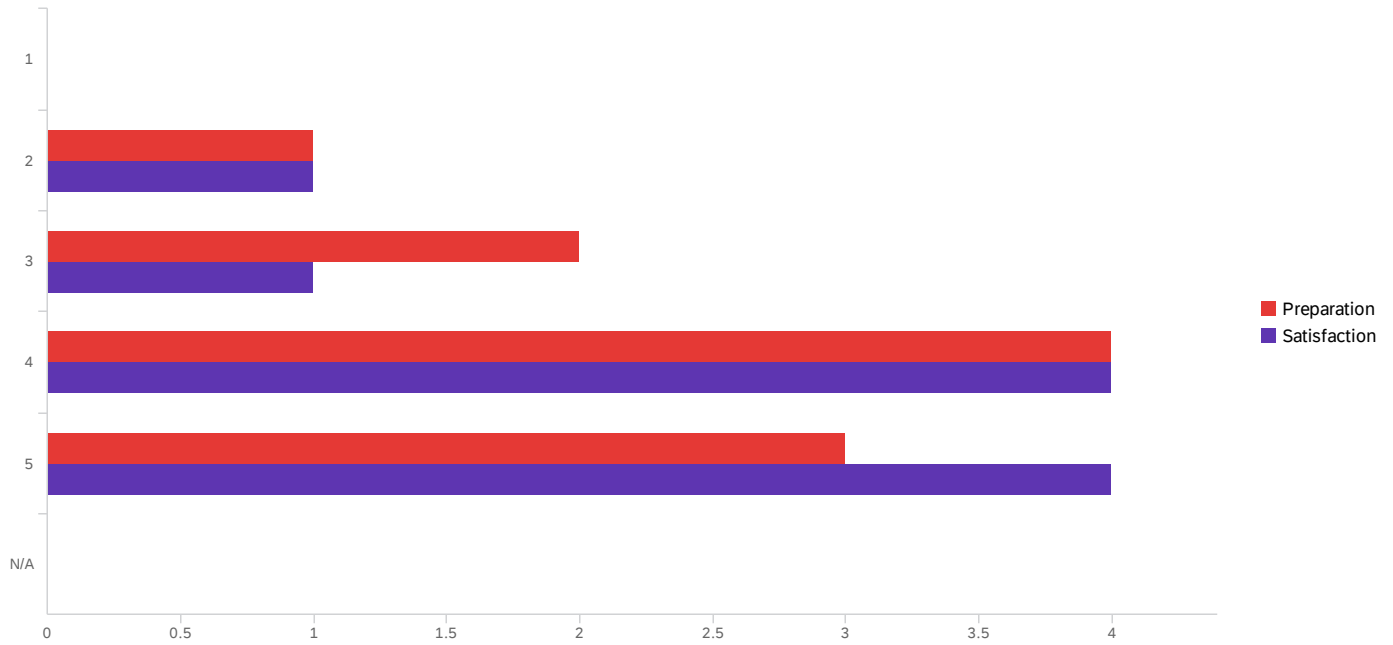


#	Field	Minimum	Maximum	Mean	Std Deviation	Variance	Count
1	Preparation	3.00	6.00	4.50	0.92	0.85	10
2	Satisfaction	2.00	5.00	4.30	1.00	1.01	10

#	Field	1	2	3	4	5	N/A	Total
1	Preparation	0.00% 0	0.00% 0	20.00% 2	20.00% 2	50.00% 5	10.00% 1	10
2	Satisfaction	0.00% 0	10.00% 1	10.00% 1	20.00% 2	60.00% 6	0.00% 0	10

Showing rows 1 - 2 of 2

Q52 - The program contributed to my ability to: effectively use strategies to support client advocacy.

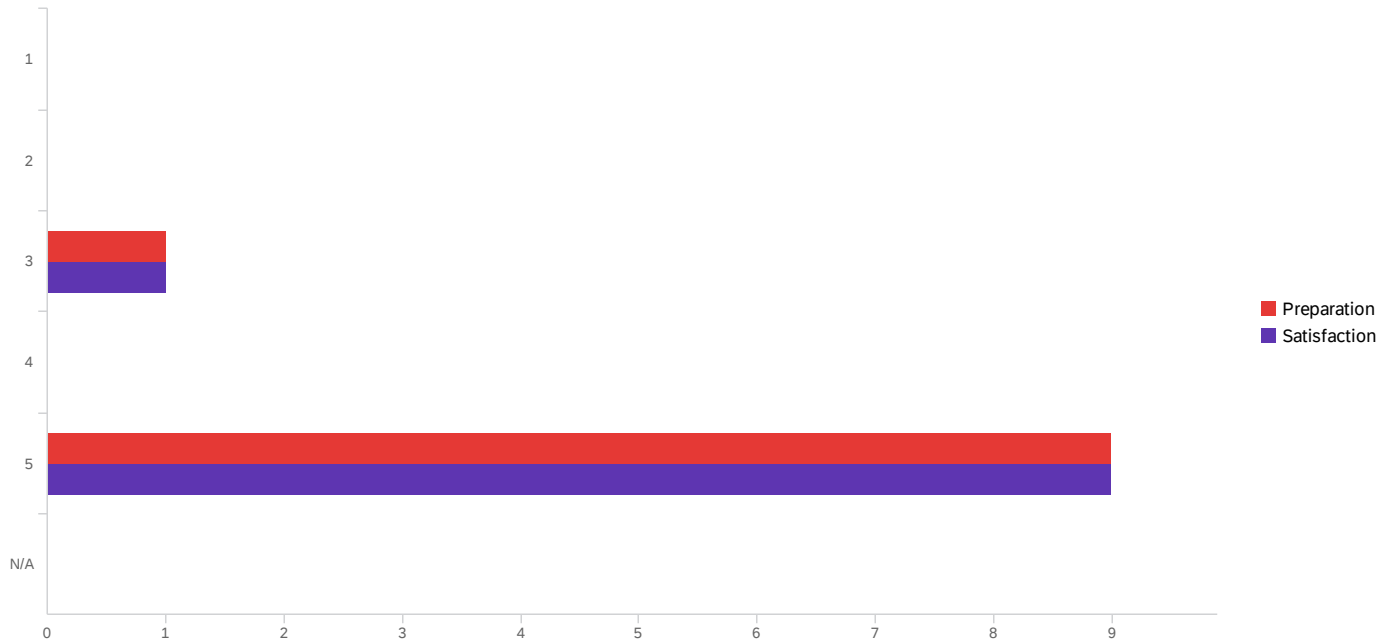


#	Field	Minimum	Maximum	Mean	Std Deviation	Variance	Count
1	Preparation	2.00	5.00	3.90	0.94	0.89	10
2	Satisfaction	2.00	5.00	4.10	0.94	0.89	10

#	Field	1	2	3	4	5	N/A	Total
1	Preparation	0.00% 0	10.00% 1	20.00% 2	40.00% 4	30.00% 3	0.00% 0	10
2	Satisfaction	0.00% 0	10.00% 1	10.00% 1	40.00% 4	40.00% 4	0.00% 0	10

Showing rows 1 - 2 of 2

Q53 - The program contributed to my ability to: recognize my own limitations and seek supervision or refer clients when appropriate.

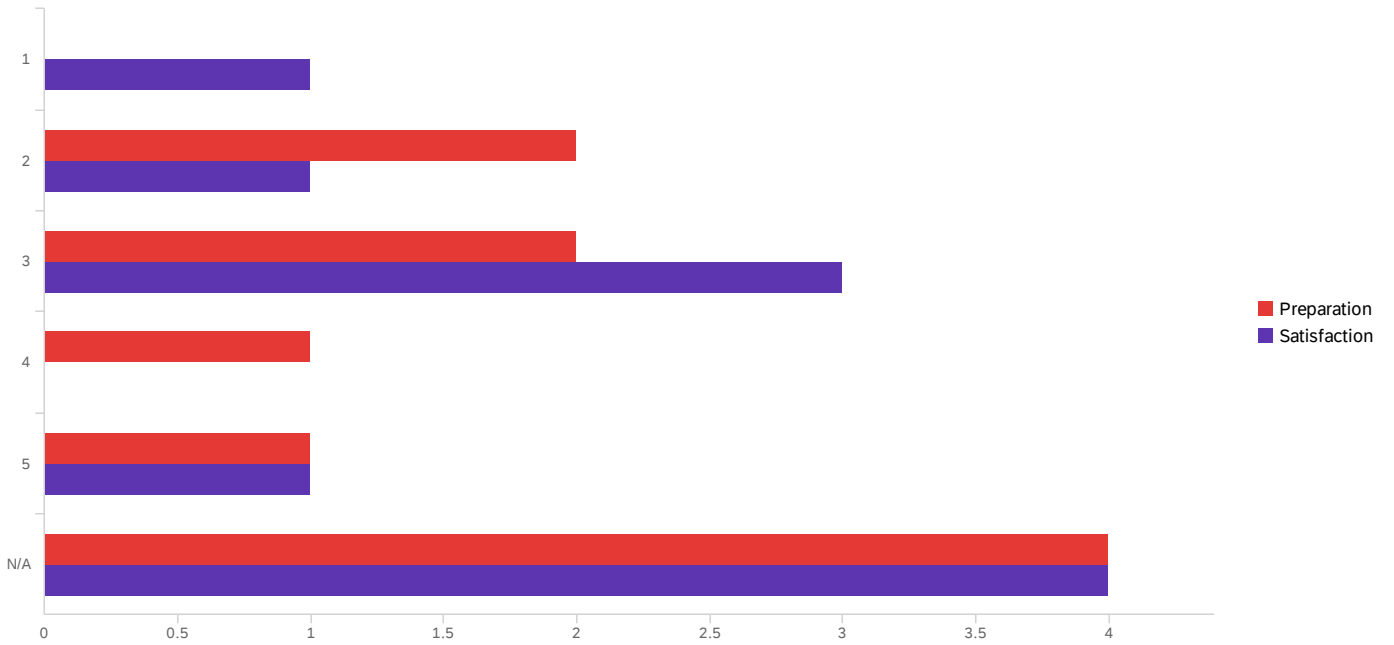


#	Field	Minimum	Maximum	Mean	Std Deviation	Variance	Count
1	Preparation	3.00	5.00	4.80	0.60	0.36	10
2	Satisfaction	3.00	5.00	4.80	0.60	0.36	10

#	Field	1	2	3	4	5	N/A	Total
1	Preparation	0.00% 0	0.00% 0	10.00% 1	0.00% 0	90.00% 9	0.00% 0	10
2	Satisfaction	0.00% 0	0.00% 0	10.00% 1	0.00% 0	90.00% 9	0.00% 0	10

Showing rows 1 - 2 of 2

Q54 - The program contributed to my ability to: apply technology to enhance counseling services.



#	Field	Minimum	Maximum	Mean	Std Deviation	Variance	Count
1	Preparation	2.00	6.00	4.30	1.62	2.61	10
2	Satisfaction	1.00	6.00	4.10	1.81	3.29	10

#	Field	1	2	3	4	5	N/A	Total
1	Preparation	0.00% 0	20.00% 2	20.00% 2	10.00% 1	10.00% 1	40.00% 4	10
2	Satisfaction	10.00% 1	10.00% 1	30.00% 3	0.00% 0	10.00% 1	40.00% 4	10

Showing rows 1 - 2 of 2

Q55 - What would you identify as strengths of you program?

What would you identify as strengths of you program?

Triadic supervision

At the time, strong professional counselor and counselor educator identity in the faculty.

clinical experiences

Diversity, evidence base practice, reserach, professors with experience

Strong faculty and graduate assistants. Emphasis on vocational counseling and history.

.

The supervision & education received during my internship yr

Sound instruction by knowledgeable faculty. Good curriculum. Rigorous program.

The location, school counseling program option, the school system options for internships.

Risk assessment

the outline of the program and the professors

Clinical practice, treatment planning, ethics

Supervision, diagnosis and treatment planning, theory and interviewing skills

Q56 - What areas of improvement would you identify about your program?

What areas of improvement would you identify about your program?

Facilitating of assessments, NCE prep

N/A - not aware of program progress since graduation.

program organization and consistency

The changes will be to foster practice outside of the classroom, either volunteer or practicum before internship. Perhaps do more cases. The outcome of the program will be different depending on the professors you choose. But overall more or less, people should get around the same knowledge.

Little emphasis was placed on for-profit work, forensic work, worker's compensation, or legal work. I brought it up in several classes and to several faculty members without any real recognition of the fact. The ethics course completely disregarded the forensic section of the CRC. I must say, it made me feel pretty marginalized at times and was the most disappointing part of the program.

I would like the program to have better prepared me for the licensure process and the financial cost of the licensing process.

There are really not many practical interventions taught that can be used in clinical practice; additionally, we learned little about theory

Faculty needs to recognize the diversity in their student pool and acknowledge that the life experience of a 20-something year old is far different from a 50-something year old and adjust the training and instruction to be suitable. I found that as a more seasoned (mature) student, faculty my life's experiences were minimized (what would take me a few minutes to figure out, could potentially take a 20-something year old much longer to resolve). I thought the faculty in the program gave the older students like myself a difficult time to get through the program. Additionally, while it was understood that the program is a rigorous one, I think the faculty created a level of anxiety and stress on me, which should not have been. Although the program is a very good one, I graduated with a very "bitter taste in my mouth" and felt that instead of really trying to help me, they were discouraging in their actions towards me as an older student.

Some of the supervisors/professors were rude and stayed in their positions because of their "clout".

Cultural competency

class availability

Barely any prep for working with children/adolescents

At the time, substance use course was not being taught by a clinician; also, licensure focused on the DC-area only and did not include information on limited permits in some states.

End of Report

