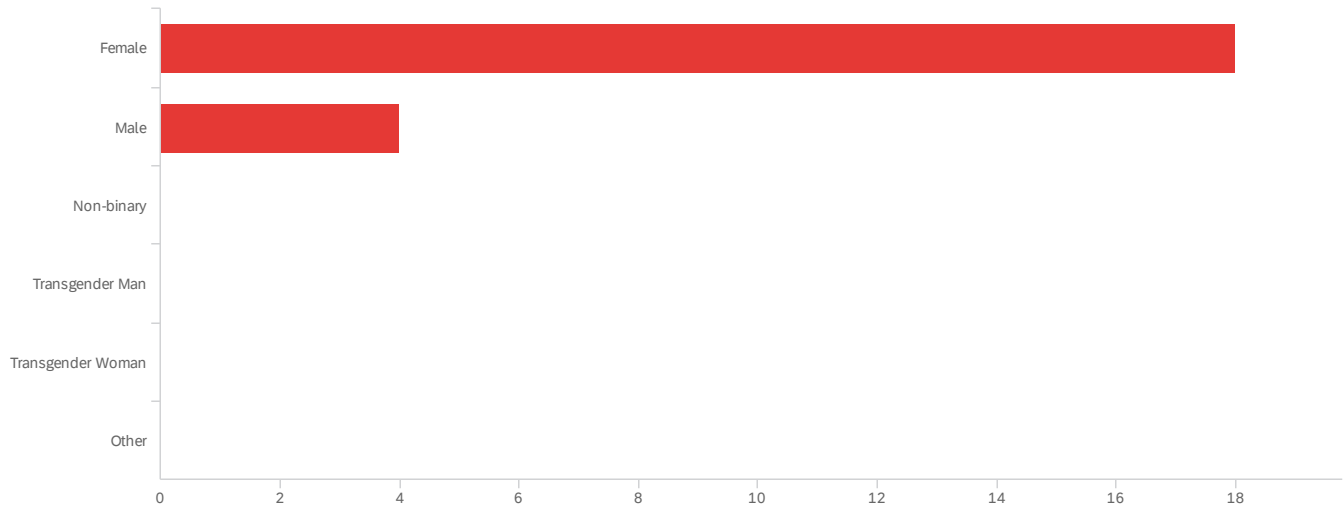


2019 PhD ALUMNI 2/10

2019 GWU Alumni Doctoral CACREP Survey - Fall

February 10, 2020 3:38 AM EST

Q2 - Gender identification:



#	Field	Minimum	Maximum	Mean	Std Deviation	Variance	Count
1	Gender identification: - Selected Choice	1.00	2.00	1.18	0.39	0.15	22

#	Field	Choice Count
1	Female	81.82% 18
2	Male	18.18% 4
5	Non-binary	0.00% 0
3	Transgender Man	0.00% 0
6	Transgender Woman	0.00% 0
4	Other	0.00% 0

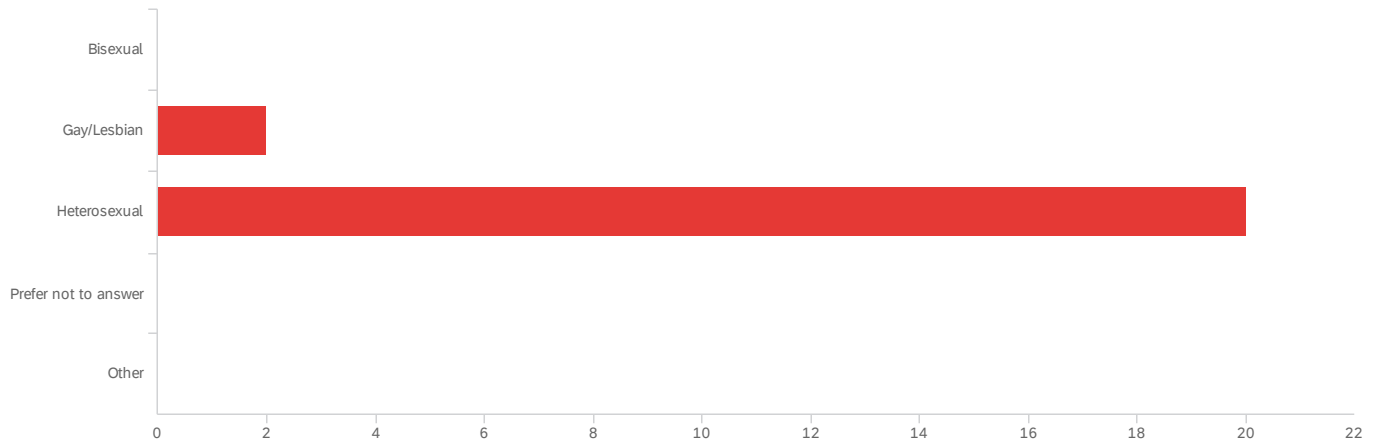
22

Showing rows 1 - 7 of 7

Q2_4_TEXT - Other (please enter)

Other (please enter)

Q3 - Sexual orientation:



#	Field	Minimum	Maximum	Mean	Std Deviation	Variance	Count
1	Sexual orientation: - Selected Choice	2.00	3.00	2.91	0.29	0.08	22

#	Field	Choice Count
1	Bisexual	0.00% 0
2	Gay/Lesbian	9.09% 2
3	Heterosexual	90.91% 20
99	Prefer not to answer	0.00% 0
100	Other	0.00% 0
		22

Showing rows 1 - 6 of 6

Q3_5_TEXT - Other (please enter)

Other (please enter)

Q4 - Age in years:

Age in years:

37

37

55

33

42

46

43

36

41

45

43

42

36

46

45

38

39

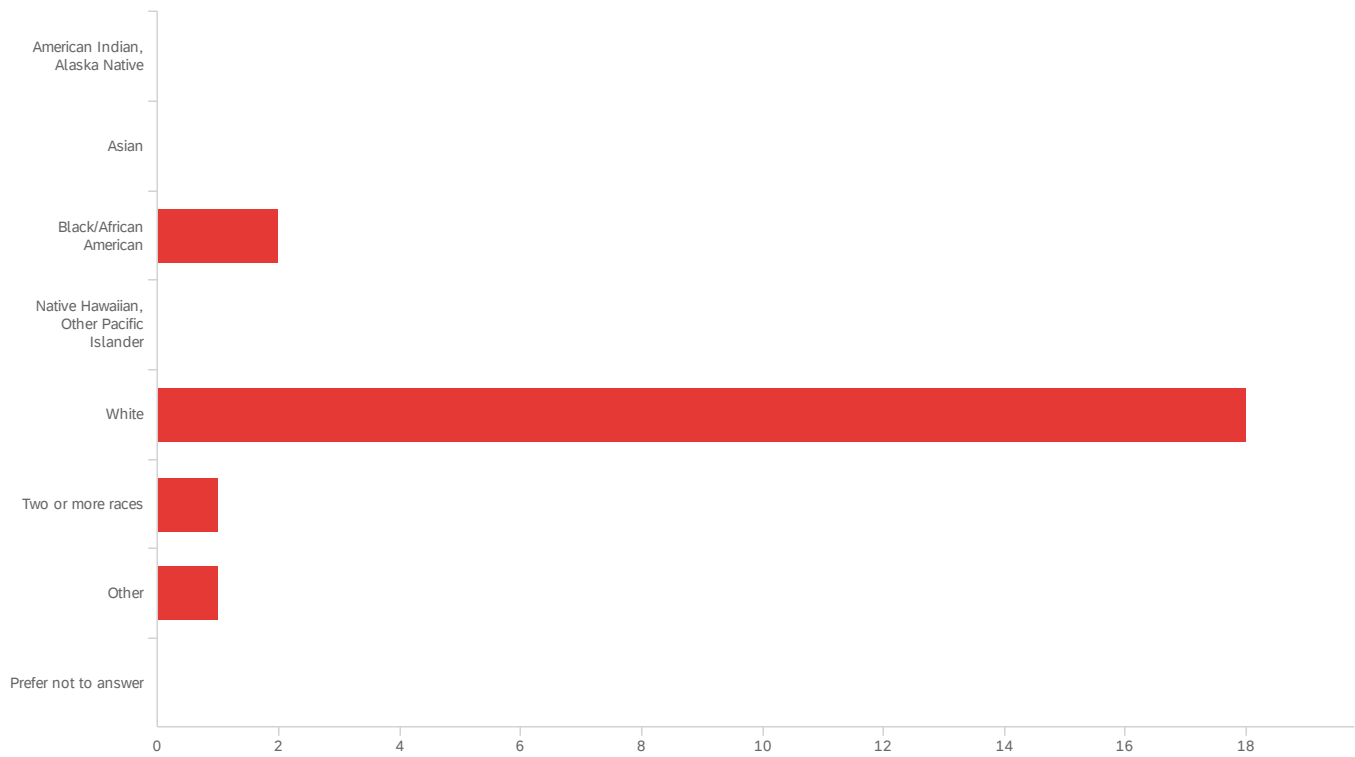
41

44

30

35

Q5 - Race/Ethnicity:



#	Field	Minimum	Maximum	Mean	Std Deviation	Variance	Count
1	Race/Ethnicity: - Selected Choice	3.00	7.00	4.95	0.77	0.59	22

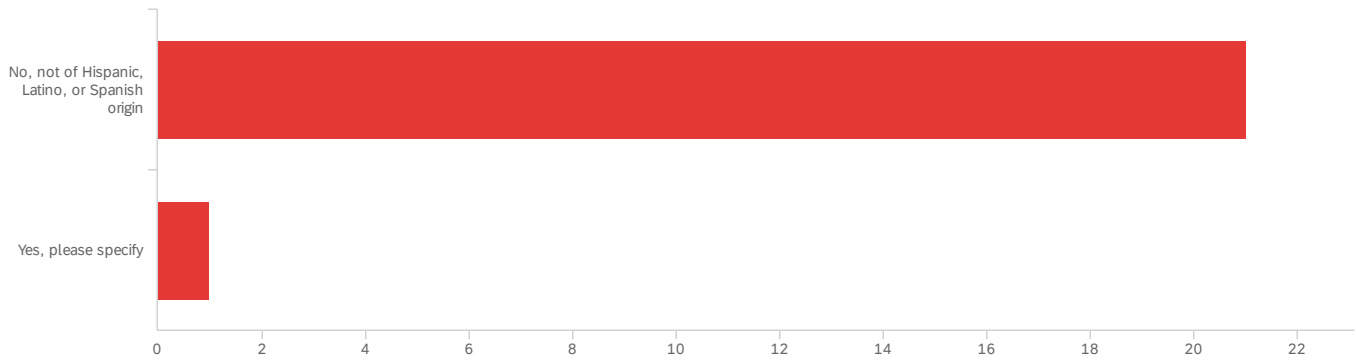
#	Field	Choice Count
1	American Indian, Alaska Native	0.00% 0
2	Asian	0.00% 0
3	Black/African American	9.09% 2
4	Native Hawaiian, Other Pacific Islander	0.00% 0
5	White	81.82% 18
6	Two or more races	4.55% 1
7	Other	4.55% 1
99	Prefer not to answer	0.00% 0

Showing rows 1 - 9 of 9

Q5_7_TEXT - Other

Other

Q6 - Are you of Hispanic, Latino, or Spanish origin?



#	Field	Minimum	Maximum	Mean	Std Deviation	Variance	Count
1	Are you of Hispanic, Latino, or Spanish origin? - Selected Choice	1.00	2.00	1.95	0.21	0.04	22

#	Field	Choice Count
2	No, not of Hispanic, Latino, or Spanish origin	95.45% 21
1	Yes, please specify	4.55% 1

22

Showing rows 1 - 3 of 3

Q6_2_TEXT - Yes, please specify

Yes, please specify

Central American

Q7 - What year did you begin the doctoral program?

What year did you begin the doctoral program?

2010

2010

2004

2012

2006

2011

2003

2013

2004

2002

2005

2003

2009

2003

2004

2006

2013

2010

2006

2012

2012?

2011

Q8 - What year did you graduate from the program?

What year did you graduate from the program?

2016

2016

2012

2016

2014

2017

2010

2019

2012

2008

2009

2012

2015

2008

2009

2012

2018

2019

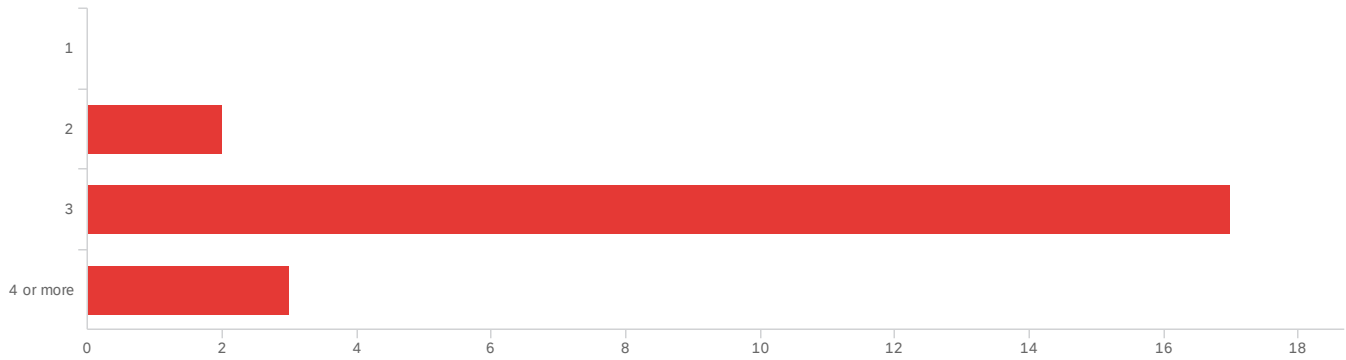
2014

2018

2017

2016

Q9 - Please indicate the average number of courses enrolled per semester while enrolled in the doctoral program:



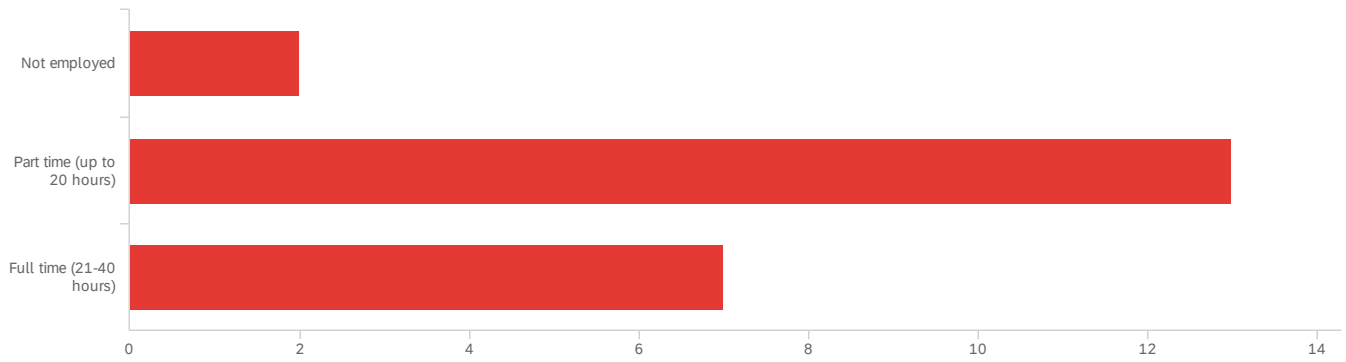
#	Field	Minimum	Maximum	Mean	Std Deviation	Variance	Count
1	Please indicate the average number of courses enrolled per semester while enrolled in the doctoral program:	2.00	4.00	3.05	0.47	0.23	22

#	Field	Choice Count
1	1	0.00% 0
2	2	9.09% 2
3	3	77.27% 17
4	4 or more	13.64% 3

22

Showing rows 1 - 5 of 5

Q10 - Employment status while enrolled:

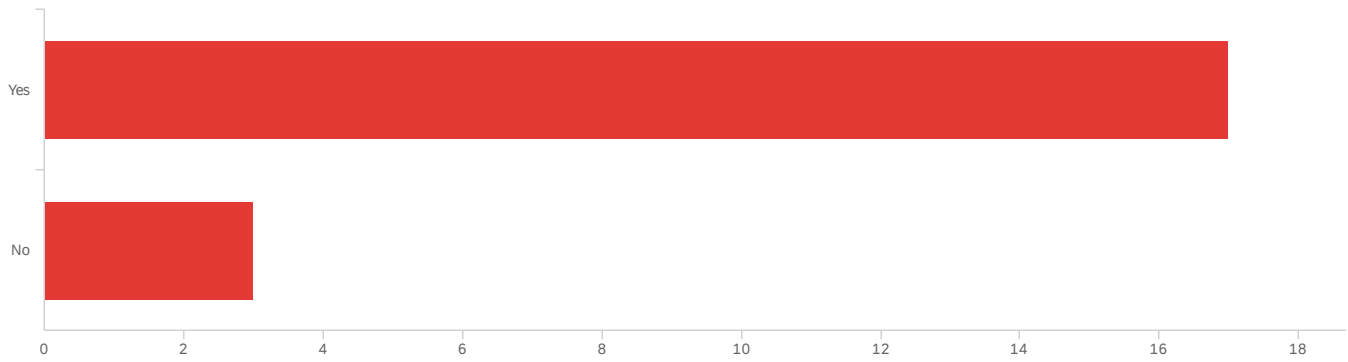


#	Field	Minimum	Maximum	Mean	Std Deviation	Variance	Count
1	Employment status while enrolled:	1.00	3.00	2.23	0.60	0.36	22

#	Field	Choice Count
1	Not employed	9.09% 2
2	Part time (up to 20 hours)	59.09% 13
3	Full time (21-40 hours)	31.82% 7
		22

Showing rows 1 - 4 of 4

Q11 - Were you employed by the university during your time as a doctoral student?



#	Field	Minimum	Maximum	Mean	Std Deviation	Variance	Count
1	Were you employed by the university during your time as a doctoral student?	1.00	2.00	1.15	0.36	0.13	20

#	Field	Choice Count
1	Yes	85.00% 17
2	No	15.00% 3

20

Showing rows 1 - 3 of 3

Q12 - If so, how many years did you hold your position?

If so, how many years did you hold your position?

4

3

9

3

3

1.5

3

6

3

5

4 years

2

3

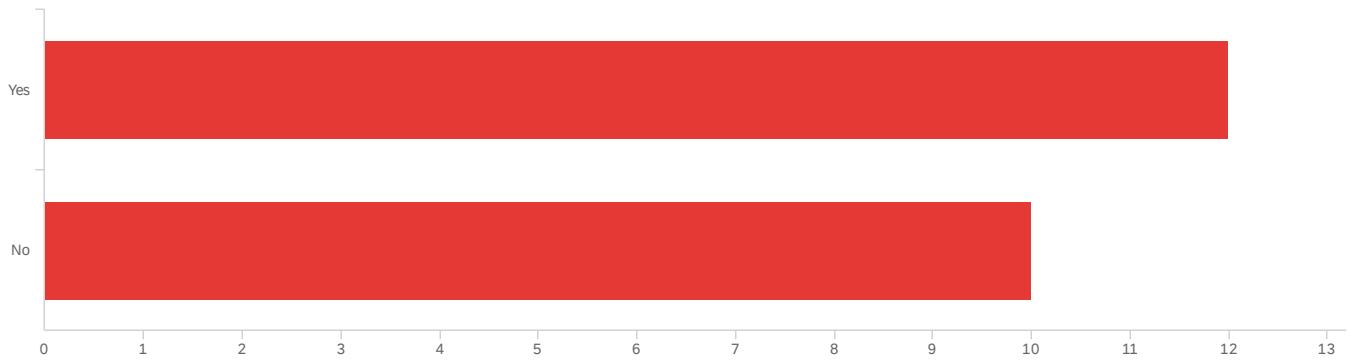
2

5

4

2

Q13 - Were you ever a graduate assistant during your time as a doctoral student?



#	Field	Minimum	Maximum	Mean	Std Deviation	Variance	Count
1	Were you ever a graduate assistant during your time as a doctoral student?	1.00	2.00	1.45	0.50	0.25	22

#	Field	Choice Count
1	Yes	54.55% 12
2	No	45.45% 10

22

Showing rows 1 - 3 of 3

Q14 - If so, how many years did you hold this position?

If so, how many years did you hold this position?

4

3

3

3

3

3

2

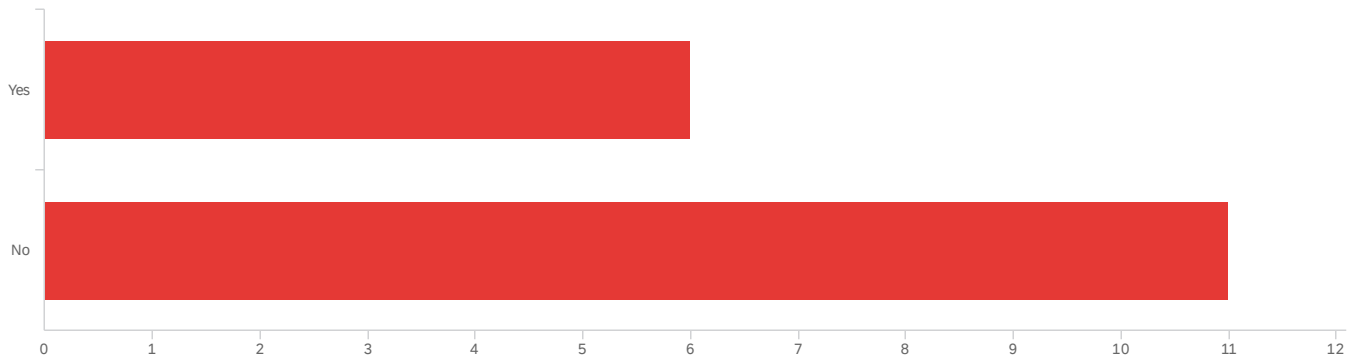
3

2

1

2

Q15 - Were you employed on any faculty grants during your time at GWU?



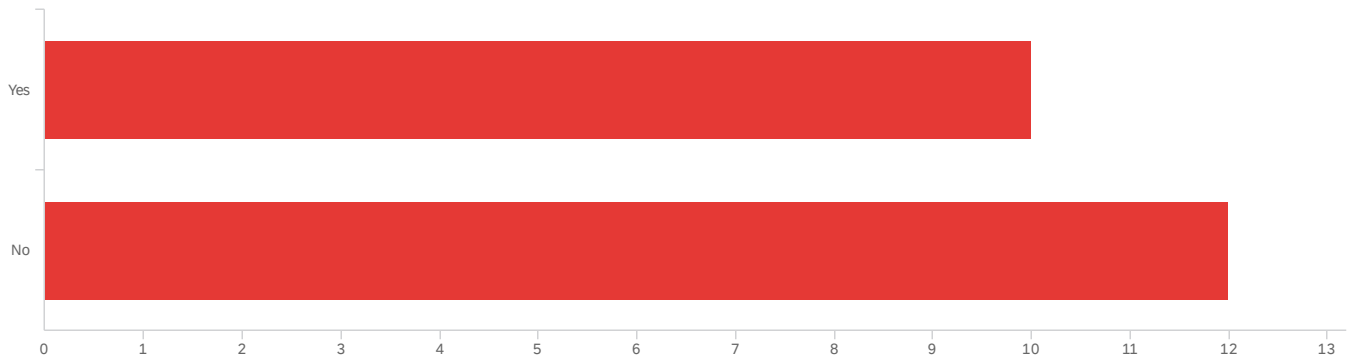
#	Field	Minimum	Maximum	Mean	Std Deviation	Variance	Count
1	Were you employed on any faculty grants during your time at GWU?	1.00	2.00	1.65	0.48	0.23	17

#	Field	Choice Count
1	Yes	35.29% 6
2	No	64.71% 11

17

Showing rows 1 - 3 of 3

Q16 - Did you receive any endowments, fellowships, or merit scholarships from GWU?



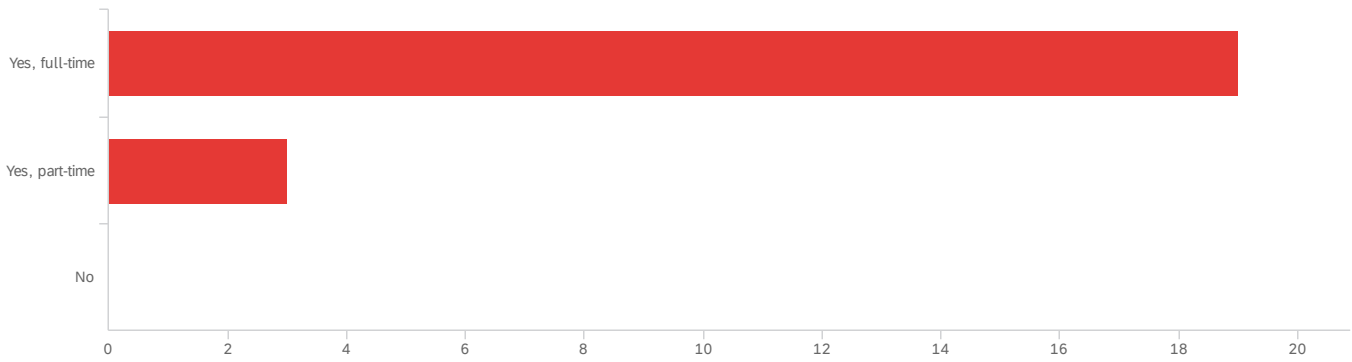
#	Field	Minimum	Maximum	Mean	Std Deviation	Variance	Count
1	Did you receive any endowments, fellowships, or merit scholarships from GWU?	1.00	2.00	1.55	0.50	0.25	22

#	Field	Choice Count
1	Yes	45.45% 10
2	No	54.55% 12

22

Showing rows 1 - 3 of 3

Q17 - Are you currently employed?



#	Field	Minimum	Maximum	Mean	Std Deviation	Variance	Count
1	Are you currently employed?	1.00	2.00	1.14	0.34	0.12	22

#	Field	Choice Count
1	Yes, full-time	86.36% 19
2	Yes, part-time	13.64% 3
3	No	0.00% 0
		22

Showing rows 1 - 4 of 4

Q18 - What is the name of the company/agency/organization for whom you work?

What is the name of the company/agency/organization for whom you work?

Hood College

Private practice

Portland State University

Augusta University

The Capital Region Children's Center (Self Employed - Name of my practice)

Ny state department of corrections

Capella University (faculty) and private practice (self-employed)

Self-employed in private practice

American Institutes for Research

Therapy Solutions Abroad, LLC; and GWU

Loyola University Maryland

Eastern Mennonite University

self

University of Iowa

Loyola university counseling center

Felicity counseling services

Department of Defense Office of The Inspector General

Whitman Walker Health

Immaculata University

Q19 - Please provide the contact information of a supervisor or employer who can be contacted for survey purposes:

Name	Title	Email Address
Elizabeth MacDougall	Chair, Department of Psychology and Counseling	macdougall@hood.edu
Joel Lane	Department chair	Lanejoel@pdx.edu
Rich Deaner	Associate Professor	rdeaner@augusta.edu
Mark Sweeney	Executive Director	msweeney@dccrc.com
Kelli Sanness (founder for LLC) Maureen McGuire-Kuletz for GWU	Sanness- Co- Founder and LPC; Kuletz- Assistant Professor Rehab Counseling Online	Drsanness@therapysolutionsabroad.com ; mkuletz@gwu.edu
Jennifer Watkinson	Program Director, School Counseling	jswatkinson@loyola.edu
Michael Horst	Director	michael.horst@emu.edu
Noel Estrada	Department Chair	Noel-estradahernandez@uiowa.edu
Christina Reese	Owner	Christina.reese@mosaicinc.org
Chris Redmon	Supervisor Special Agent	chris.redmond@dodig.mil
Stacey Karpen	Psychotherapist	skarpen@whitman-walker.org

Q20 - Which best describes your current situation?

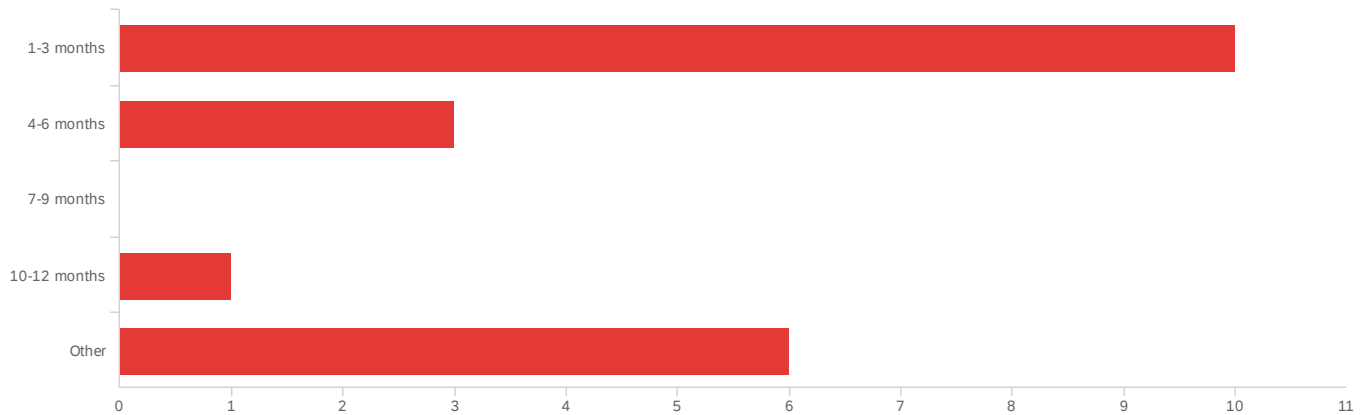


#	Field	Minimum	Maximum	Mean	Std Deviation	Variance	Count
1	Which best describes your current situation?	0.00	0.00	0.00	0.00	0.00	0

#	Field	Choice Count
1	Looking for full-time employment in my field	0.00% 0
2	Looking for full-time employment outside of my field	0.00% 0
3	Not looking for employment	0.00% 0
		0

Showing rows 1 - 4 of 4

Q21 - How many months did it take you to find your current employment?



#	Field	Minimum	Maximum	Mean	Std Deviation	Variance	Count
1	How many months did it take you to find your current employment? - Selected Choice	1.00	5.00	2.50	1.77	3.15	20

#	Field	Choice Count
1	1-3 months	50.00% 10
2	4-6 months	15.00% 3
3	7-9 months	0.00% 0
4	10-12 months	5.00% 1
5	Other	30.00% 6
		20

Showing rows 1 - 6 of 6

Q21_5_TEXT - Other

Other

Created private practice while at GWU. I had my Master's degree and license to practice counseling prior to coming to GWU.

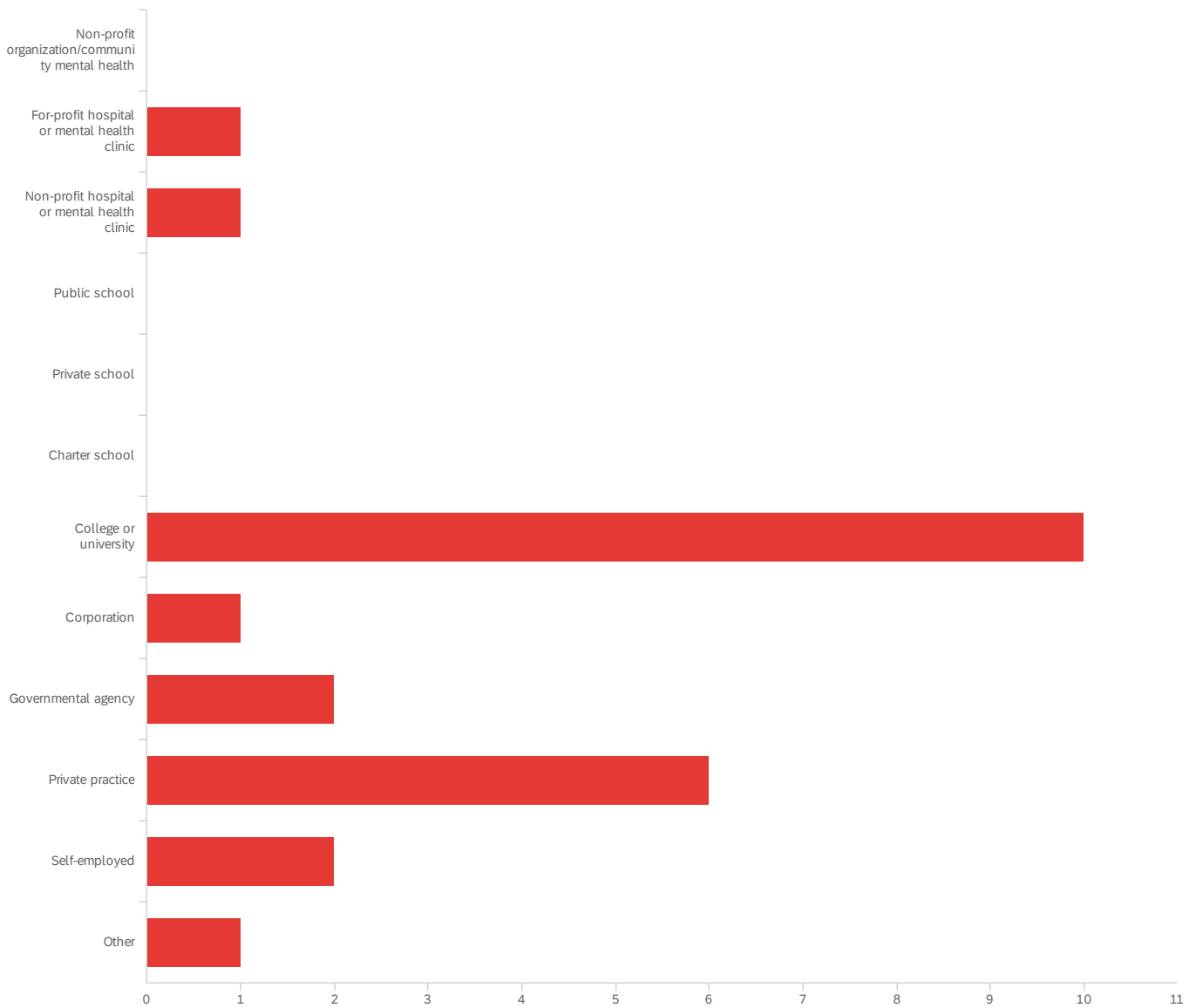
I was overseas and had children, not seeking employment until 2016

Already employed. Not in the MH field. Private MH Practice.

Other

I dont know how to answer this question. I had a full time clinical job right after I graduated that was full time, then a year later got this academic position. If the question is "how long did it take you to find a job after you graduated", the answer is no time- I got a job from the same place I did my doctoral internship

Q22 - Which of the following describes your current place of employment?



#	Field	Choice Count
1	Non-profit organization/community mental health	0.00% 0
2	For-profit hospital or mental health clinic	4.17% 1
3	Non-profit hospital or mental health clinic	4.17% 1
4	Public school	0.00% 0
5	Private school	0.00% 0
6	Charter school	0.00% 0
7	College or university	41.67% 10

#	Field	Choice Count
8	Corporation	4.17% 1
9	Governmental agency	8.33% 2
10	Private practice	25.00% 6
11	Self-employed	8.33% 2
12	Other	4.17% 1

24

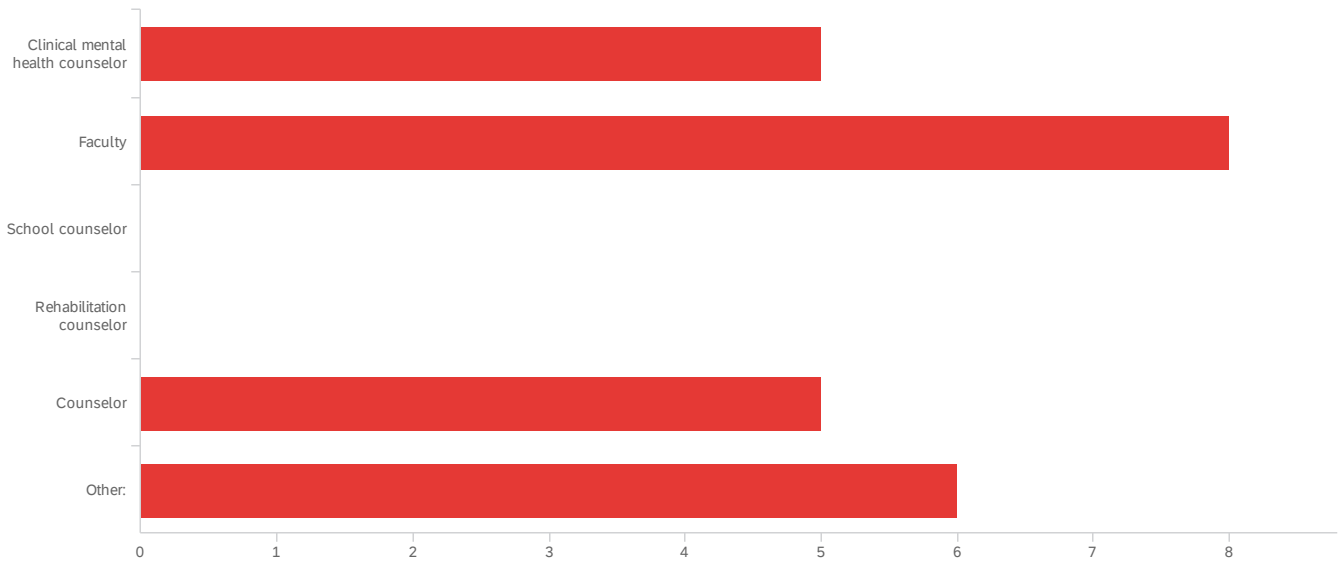
Showing rows 1 - 13 of 13

Q22_12_TEXT - Other

Other

Both private practice AND adjunct faculty GWU

Q23 - What is your current job title?



#	Field	Choice Count
1	Clinical mental health counselor	20.83% 5
2	Faculty	33.33% 8
3	School counselor	0.00% 0
4	Rehabilitation counselor	0.00% 0
5	Counselor	20.83% 5
6	Other:	25.00% 6

24

Showing rows 1 - 7 of 7

Q23_5_TEXT - Other:

Other:

Counselor, Consultant, Performance Coach

Chaplain

Principal Researcher

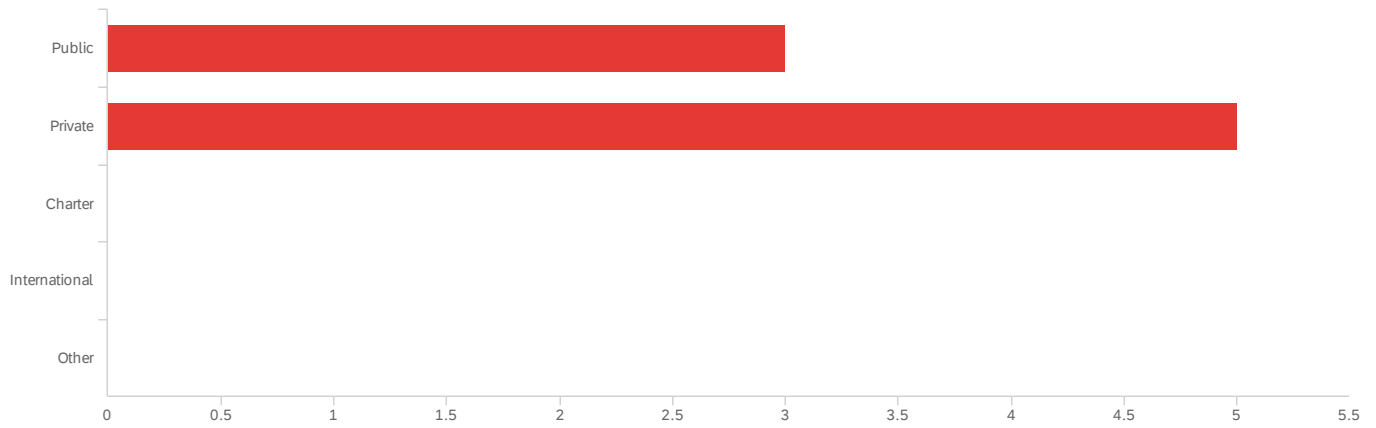
Licensed professional counselor and Co-founder; and Adjunct Faculty

Special Agent / Federal Agent

Other:

Psychotherapist

Q24 - Please specify type of institution:



#	Field	Minimum	Maximum	Mean	Std Deviation	Variance	Count
1	Please specify type of institution: - Selected Choice	1.00	2.00	1.63	0.48	0.23	8

#	Field	Choice Count
1	Public	37.50% 3
2	Private	62.50% 5
3	Charter	0.00% 0
4	International	0.00% 0
5	Other	0.00% 0
		8

Showing rows 1 - 6 of 6

Q24_7_TEXT - Other

Other

Q25 - Please specify your academic program:

Please specify your academic program:

Counseling MS

CMHC

Counselor Education

Graduate school of counseling

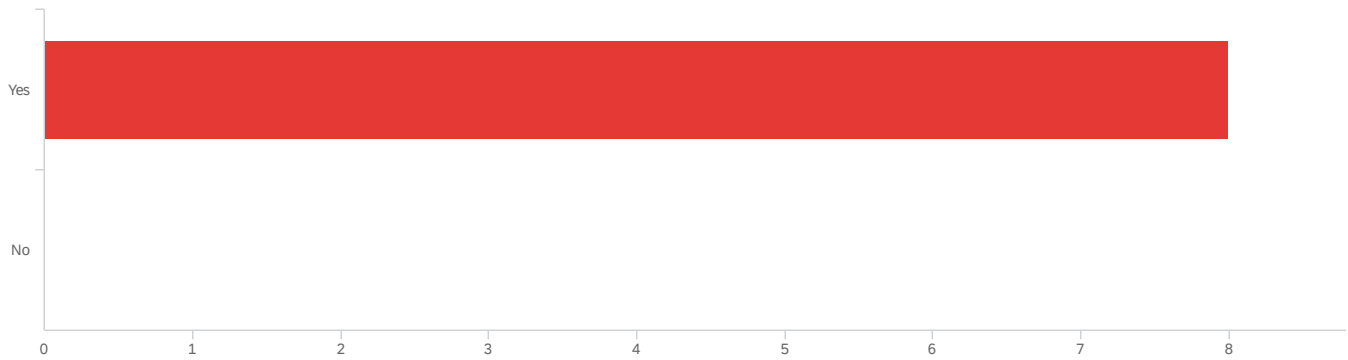
School Counseling

Clinical Mental Health Counseling

Counselor Education

Clinical Mental Health Counseling Program

Q26 - Do you currently hold a faculty position in a counseling program or department?



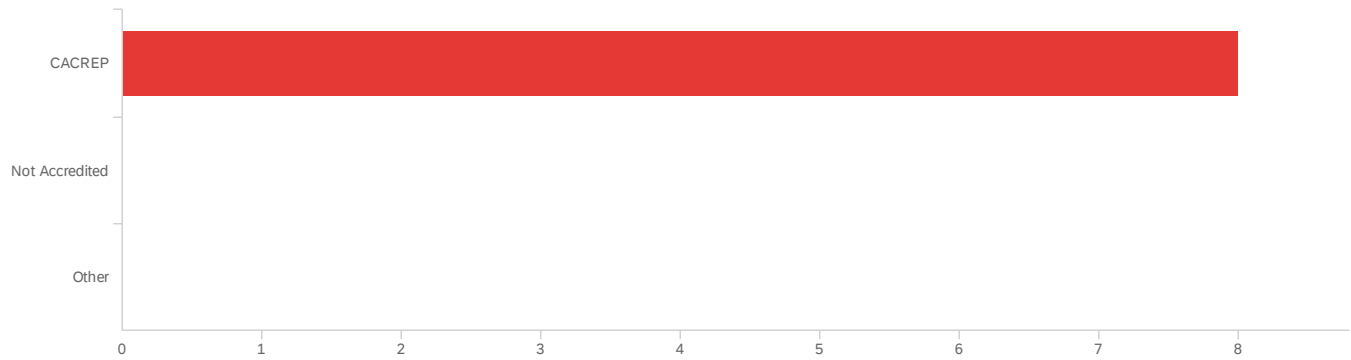
#	Field	Minimum	Maximum	Mean	Std Deviation	Variance	Count
1	Do you currently hold a faculty position in a counseling program or department?	1.00	1.00	1.00	0.00	0.00	8

#	Field	Choice Count
1	Yes	100.00% 8
2	No	0.00% 0

8

Showing rows 1 - 3 of 3

Q27 - What kind of professional accreditation does your program/department hold?



#	Field	Minimum	Maximum	Mean	Std Deviation	Variance	Count
1	What kind of professional accreditation does your program/department hold? - Selected Choice	1.00	1.00	1.00	0.00	0.00	8

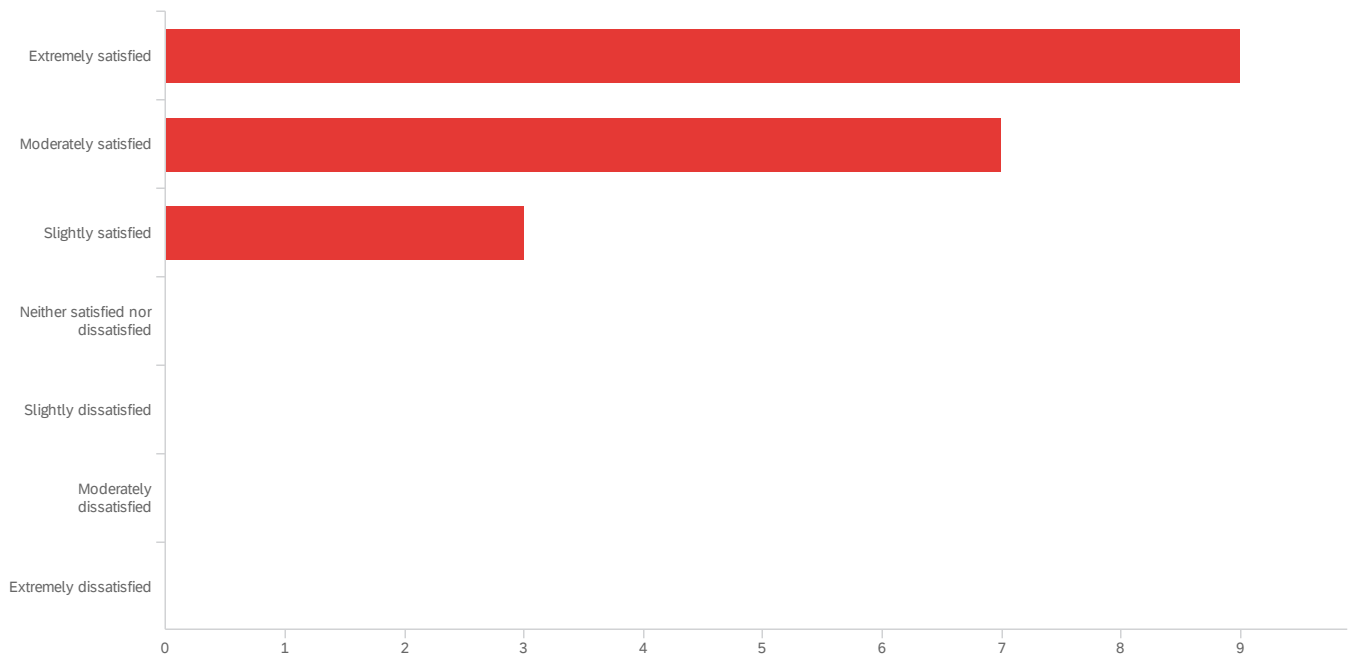
#	Field	Choice Count
1	CACREP	100.00% 8
2	Not Accredited	0.00% 0
3	Other	0.00% 0
		8

Showing rows 1 - 4 of 4

Q27_3_TEXT - Other

Other

Q28 - How satisfied are you with your job?



#	Field	Minimum	Maximum	Mean	Std Deviation	Variance	Count
1	How satisfied are you with your job?	5.00	7.00	6.32	0.73	0.53	19

#	Field	Choice Count
7	Extremely satisfied	47.37% 9
6	Moderately satisfied	36.84% 7
5	Slightly satisfied	15.79% 3
4	Neither satisfied nor dissatisfied	0.00% 0
3	Slightly dissatisfied	0.00% 0
2	Moderately dissatisfied	0.00% 0
1	Extremely dissatisfied	0.00% 0

19

Showing rows 1 - 8 of 8

Q29#1 - What was your initial, post-graduate salary? - Salary

Q29#1_1_1 - Initial, post-graduate salary - Salary

Salary

65,000

?

62,000

60,000

120000

45,000

55000

40000

68000

68000

41,000

70,000

52000

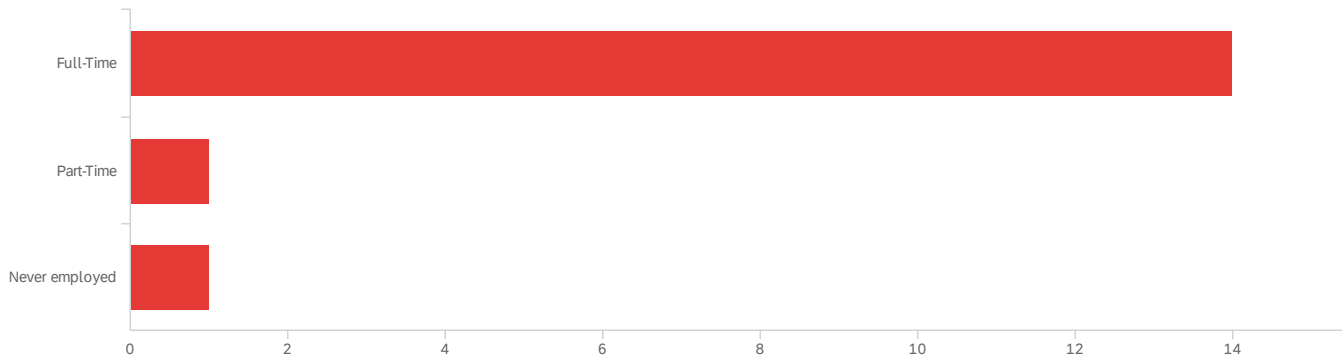
55,000

148,800

55000

45,000

Q29#2 - What was your initial, post-graduate salary? - Type of Employment



#	Field	Minimum	Maximum	Mean	Std Deviation	Variance	Count
1	Initial, post-graduate salary	1.00	3.00	1.19	0.53	0.28	16

#	Field	Choice Count
1	Full-Time	87.50% 14
2	Part-Time	6.25% 1
3	Never employed	6.25% 1
		16

Showing rows 1 - 4 of 4

Q30 - What is your current salary?

What is your current salary?

69,000

180 k

70,000

80,000

240000

70,000

120000

50000

Part-time at approx. 40k/yr

695000

52,000

75000

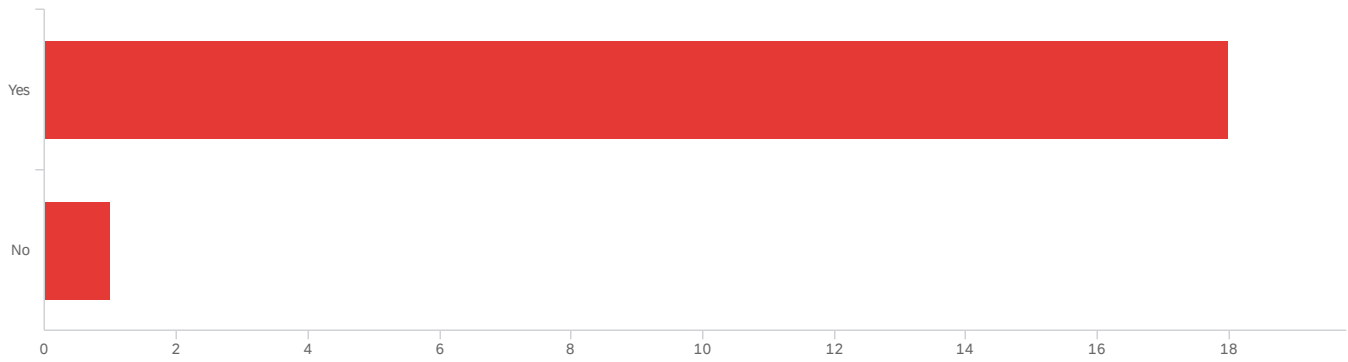
110,000

148,800

55000

50,000 plus small PT private practice earnings

Q31 - Do you currently hold a clinical license?



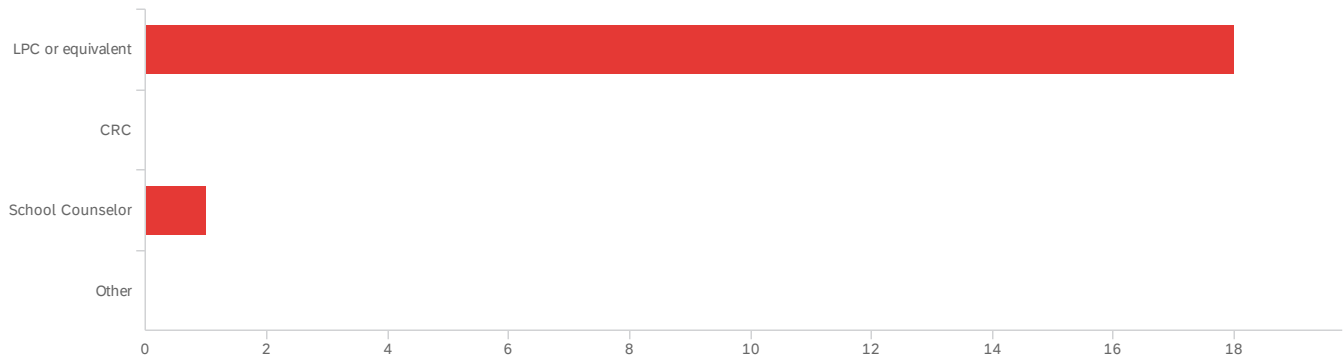
#	Field	Minimum	Maximum	Mean	Std Deviation	Variance	Count
1	Do you currently hold a clinical license?	1.00	2.00	1.05	0.22	0.05	19

#	Field	Choice Count
1	Yes	94.74% 18
2	No	5.26% 1

19

Showing rows 1 - 3 of 3

Q32 - Are you licensed as a:



#	Field	Choice Count
1	LPC or equivalent	94.74% 18
2	CRC	0.00% 0
3	School Counselor	5.26% 1
4	Other	0.00% 0

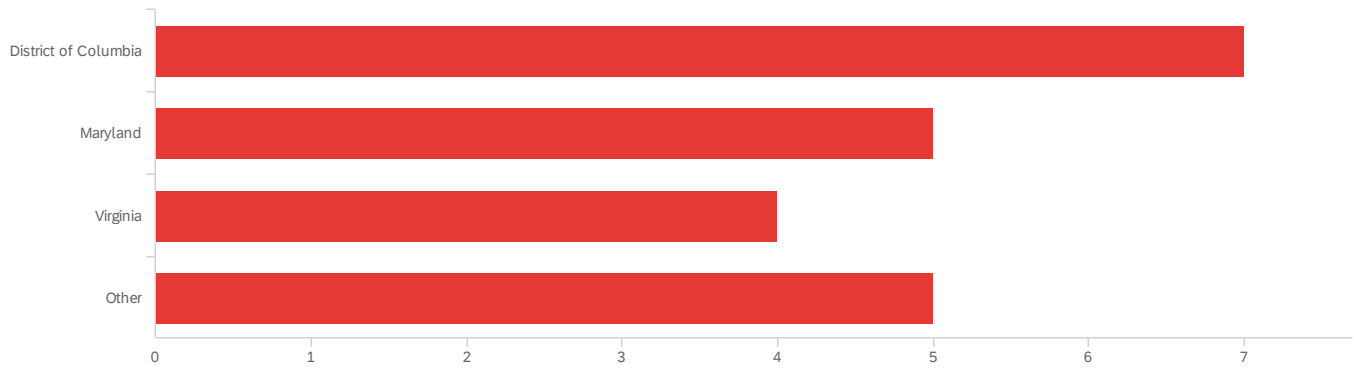
19

Showing rows 1 - 5 of 5

Q32_5_TEXT - Other

Other

Q33 - In which state(s) do you currently hold a license?



#	Field	Choice Count
1	District of Columbia	33.33% 7
2	Maryland	23.81% 5
3	Virginia	19.05% 4
4	Other	23.81% 5

21

Showing rows 1 - 5 of 5

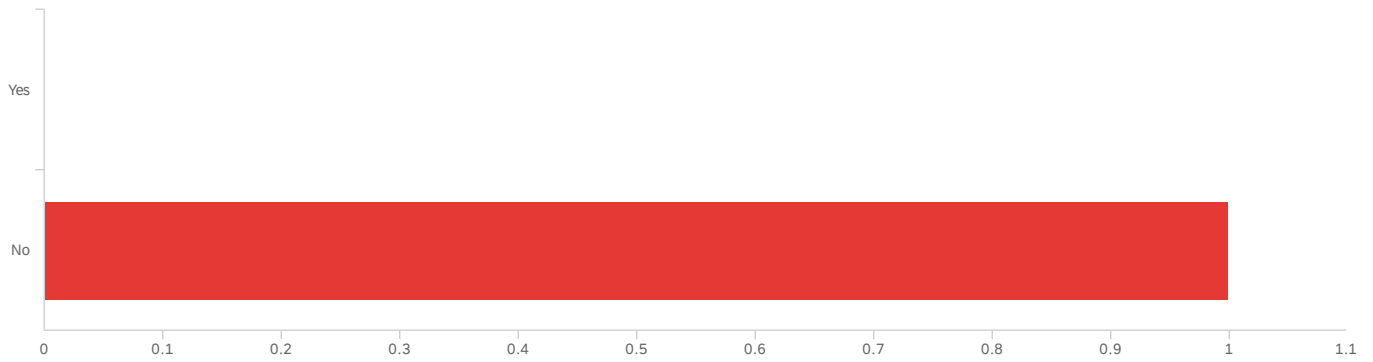
Q33_4_TEXT - Other

Other

Georgia

New York

Q34 - Are you registered with a state licensing board in pursuit of licensure?



#	Field	Minimum	Maximum	Mean	Std Deviation	Variance	Count
1	Are you registered with a state licensing board in pursuit of licensure?	2.00	2.00	2.00	0.00	0.00	1

#	Field	Choice Count
1	Yes	0.00% 0
2	No	100.00% 1

1

Showing rows 1 - 3 of 3

Q35 - In which state(s) are you currently pursuing licensure?



#	Field	Choice Count
1	District of Columbia	0.00% 0
2	Maryland	0.00% 0
4	Virginia	0.00% 0
3	Other	0.00% 0

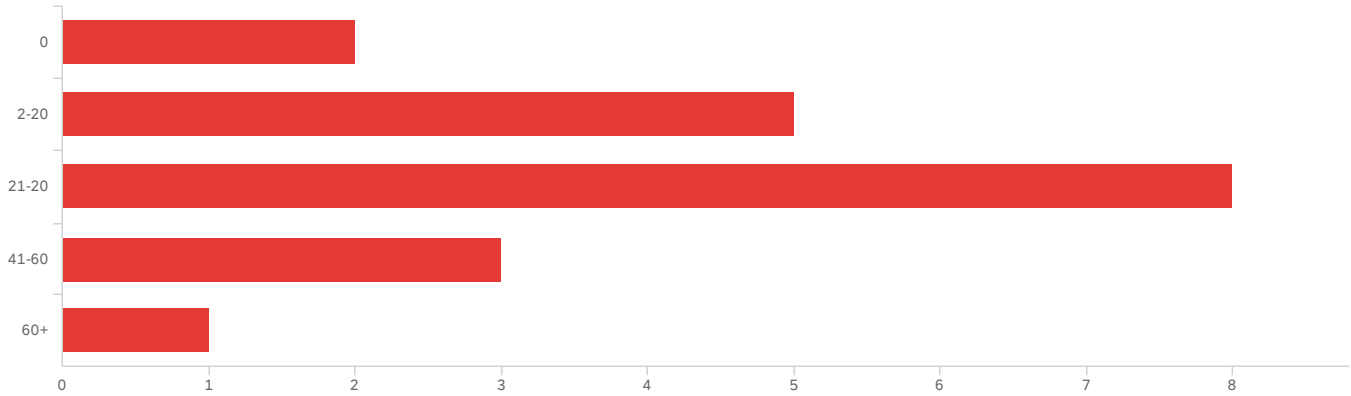
0

Showing rows 1 - 5 of 5

Q35_3_TEXT - Other

Other

Q36 - How many Continuing Education Units (CEUs) have you earned annually since you were certified as a counselor or licensed as a counselor?

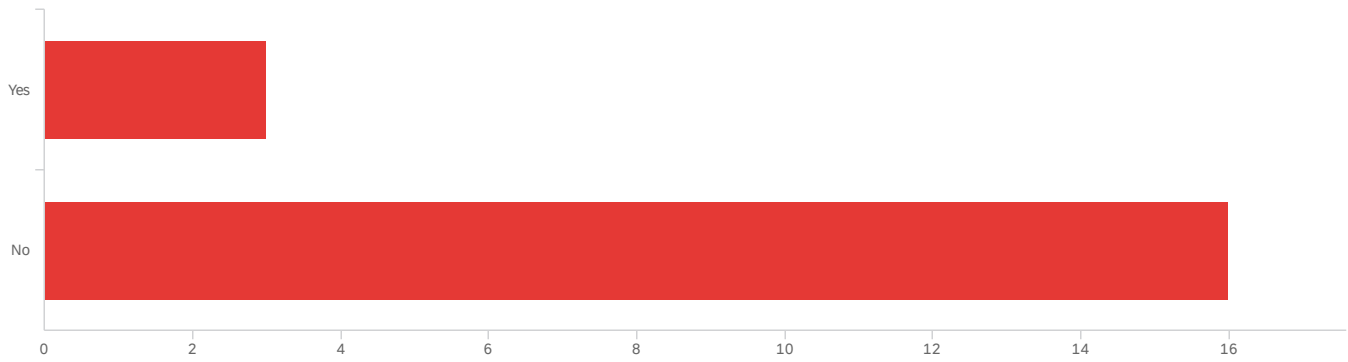


#	Field	Minimum	Maximum	Mean	Std Deviation	Variance	Count
1	How many Continuing Education Units (CEUs) have you earned annually since you were certified as a counselor or licensed as a counselor?	1.00	5.00	2.79	1.00	1.01	19

#	Field	Choice Count
1	0	10.53% 2
2	2-20	26.32% 5
3	21-20	42.11% 8
4	41-60	15.79% 3
5	60+	5.26% 1
		19

Showing rows 1 - 6 of 6

Q37 - Do you currently receive supervision for your counseling work?



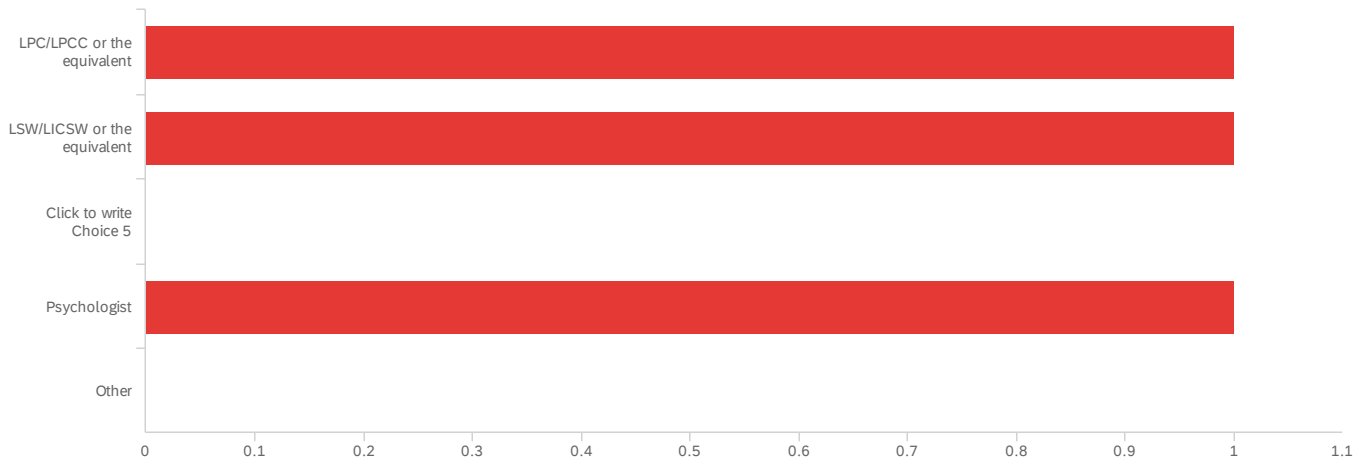
#	Field	Minimum	Maximum	Mean	Std Deviation	Variance	Count
1	Do you currently receive supervision for your counseling work?	1.00	2.00	1.84	0.36	0.13	19

#	Field	Choice Count
1	Yes	15.79% 3
2	No	84.21% 16

19

Showing rows 1 - 3 of 3

Q38 - What licensure does your supervisor hold?



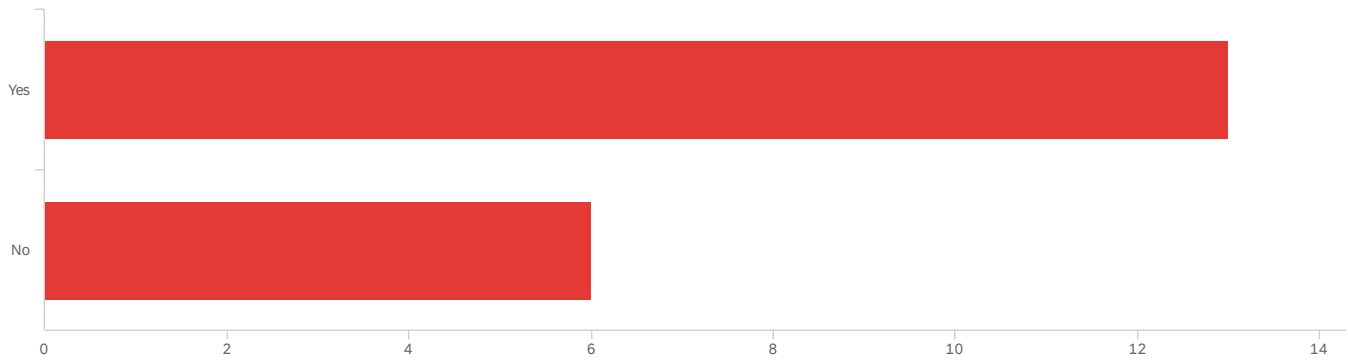
#	Field	Choice Count
1	LPC/LPCC or the equivalent	33.33% 1
2	LSW/LICSW or the equivalent	33.33% 1
3	Click to write Choice 5	0.00% 0
4	Psychologist	33.33% 1
5	Other	0.00% 0
		3

Showing rows 1 - 6 of 6

Q38_4_TEXT - Other

Other

Q39 - Do you currently provide clinical supervision?



#	Field	Minimum	Maximum	Mean	Std Deviation	Variance	Count
1	Do you currently provide clinical supervision?	1.00	2.00	1.32	0.46	0.22	19

#	Field	Choice Count
1	Yes	68.42% 13
2	No	31.58% 6

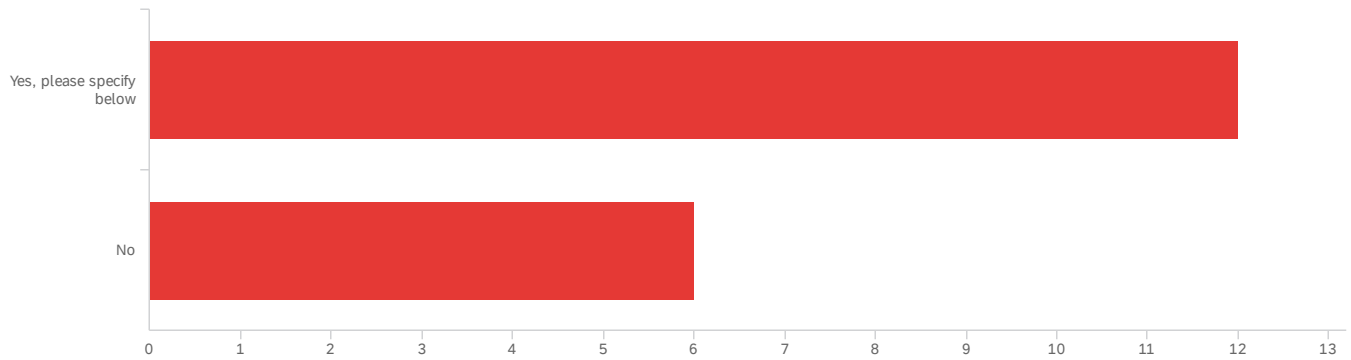
19

Showing rows 1 - 3 of 3

Q40 - Please provide the following information about your supervision:

How many supervisees do you currently have?	How many hours of clinical supervision do you provide per week?
12	2.5
2	2
5	2
15	3
2	2
4	3
10	5
1	Variable
2	2
6	2
5	3
1	1
5	1-2

Q41 - Do you regularly attend professional conferences?



#	Field	Minimum	Maximum	Mean	Std Deviation	Variance	Count
1	Do you regularly attend professional conferences? - Selected Choice	1.00	2.00	1.33	0.47	0.22	18

#	Field	Choice Count
1	Yes, please specify below	66.67% 12
2	No	33.33% 6

Showing rows 1 - 3 of 3

Q41_1_TEXT - Yes, please specify below

Yes, please specify below

ACES, ACA, MCA

GSCA, S/ACES, ACA, AERA, EBSCC

Every 3 months

ACA, ACES

Psychotherapy Networker

ACA, ASCA, AHC

ACA, ACES

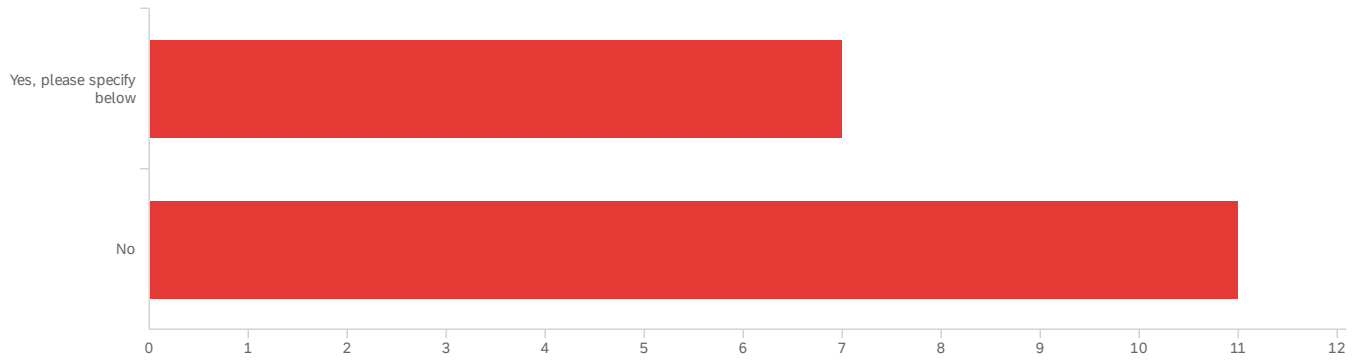
Yes, please specify below

ACA, EBACA, AARC

ACES, ASGW, sometimes ACA

Q42 - Within the past year, have you presented at any professional conferences?

(Counseling, Psychological, etc.)



#	Field	Minimum	Maximum	Mean	Std Deviation	Variance	Count
1	Within the past year, have you presented at any professional conferences? (Counseling, Psychological, etc.) - Selected Choice	1.00	2.00	1.61	0.49	0.24	18

#	Field	Choice Count
1	Yes, please specify below	38.89% 7
2	No	61.11% 11
		18

Showing rows 1 - 3 of 3

Q42_1_TEXT - Yes, please specify below

Yes, please specify below

ACES, ACA

ACES

Evidence Based School Counseling Conference, Ga School Counseling Association

ACA

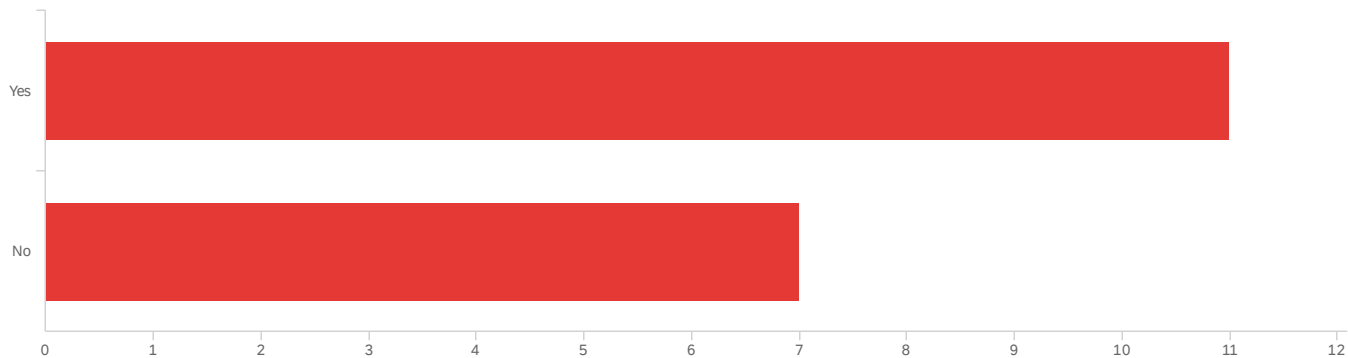
ACA, ACES

Yes, please specify below

AARC EBACA

ACES, ASGW

Q43 - Since you were enrolled in the Ph.D. program, have you ever published in scholarly research or professional publications?



#	Field	Minimum	Maximum	Mean	Std Deviation	Variance	Count
1	Since you were enrolled in the Ph.D. program, have you ever published in scholarly research or professional publications?	1.00	2.00	1.39	0.49	0.24	18

#	Field	Choice Count
1	Yes	61.11% 11
2	No	38.89% 7

18

Showing rows 1 - 3 of 3

Q44#1 - Please provide information on your research publications below: - # of

Publications

Q44#1_1_1 - Research Publications - # Peer Reviewed:

Peer Reviewed:

1

1

2

4

1

1

33

2

Q44#1_1_2 - Research Publications - # Non-Peer Reviewed:

Non-Peer Reviewed:

2

Q44#2 - Please provide information on your research publications below: - Title(s) of

Publications

Q44#2_1_1 - Research Publications - Title(s):

Title(s):

Rice, E., Taymans, J., Brown, M. H., & Srsic, A. (2012). Girls with emotional and behavioral disabilities: A call for action. *Emotional & Behavioral Disorders in Youth*, 12(4), 93-97. Rice, E. H., Ihrig, K. H., Merves, E. S., & Brown, M. H. (2010). Preservice special educators: PDS graduate census supports PDS training. In J. L. Nath, I., Guadarrama, & J. Ramsey (Eds.), *Investigating university/school partnerships: A volume in professional development school research* (Vol. 4). Greenwich, CT: Information Age.

Ethical Concerns and Clinical Judgments Related to the Use of Psychometric Assessments for Rehabilitation Counselors

Q45#1 - Please provide information on any professional publications below: - # of

Publications

Q45#1_1_1 - Professional Publications - # Peer Reviewed:

Peer Reviewed:

3

3

2

Q45#1_1_2 - Professional Publications - # Non-Peer Reviewed:

Non-Peer Reviewed:

3

1

10

Q45#2 - Please provide information on any professional publications below: - Title(s) of

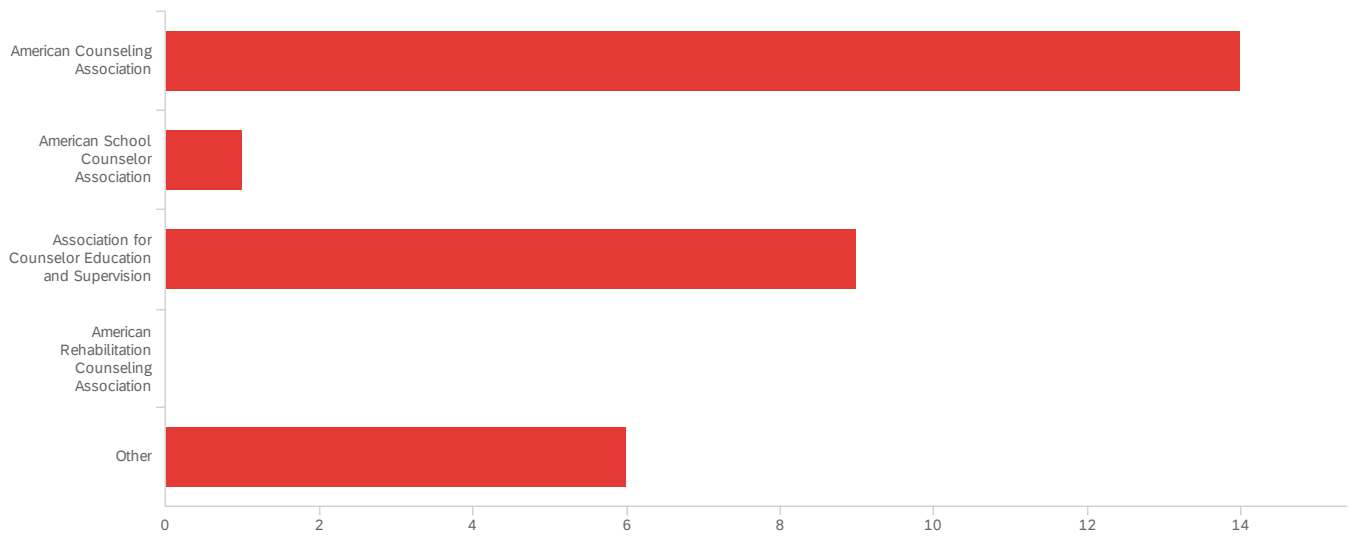
Publications

Q45#2_1_1 - Professional Publications - Title(s):

Title(s):

Book Chapters

Q46 - Please list membership for any professional organizations below.



#	Field	Choice Count
1	American Counseling Association	46.67% 14
2	American School Counselor Association	3.33% 1
3	Association for Counselor Education and Supervision	30.00% 9
4	American Rehabilitation Counseling Association	0.00% 0
5	Other	20.00% 6
		30

Showing rows 1 - 6 of 6

Q46_1_TEXT - Other

Other

ALBTIC, AARC

AERA, Ga School Counselor Association

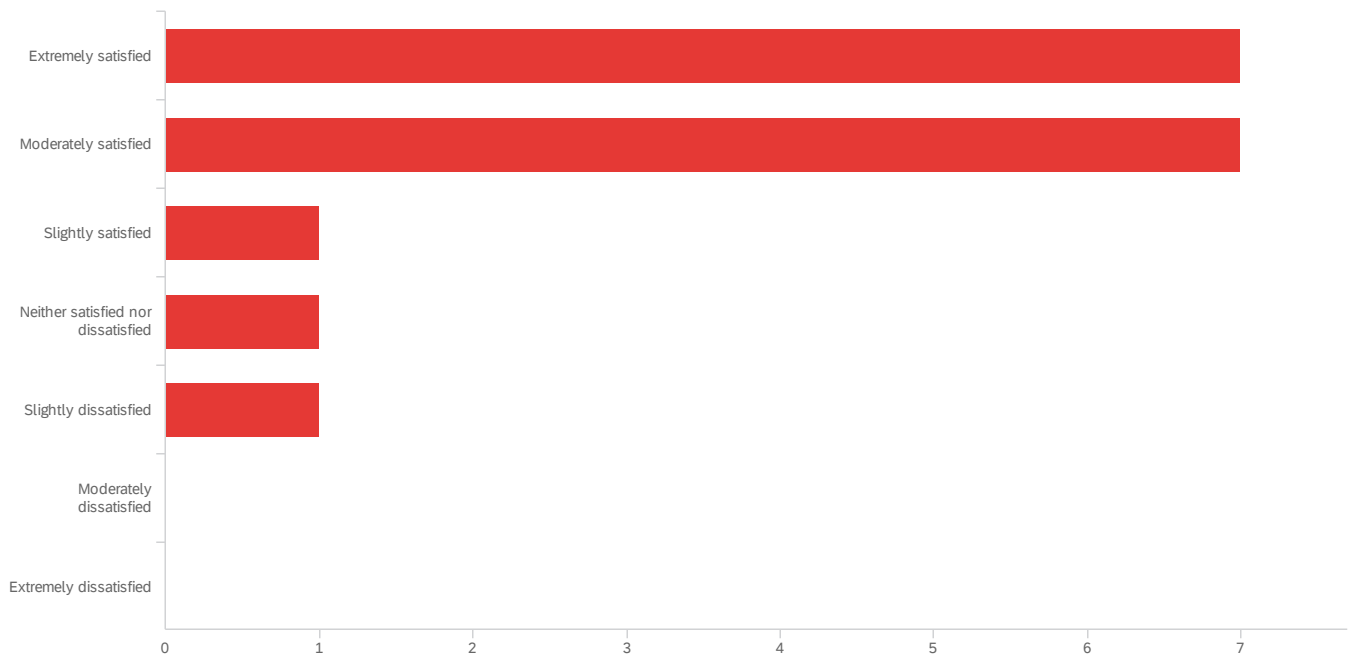
American psychological association

Association for Assessment and Research in Counseling

EMDRIA

ASGW

Q49 - How satisfied are you with your overall preparation in the area of counseling?

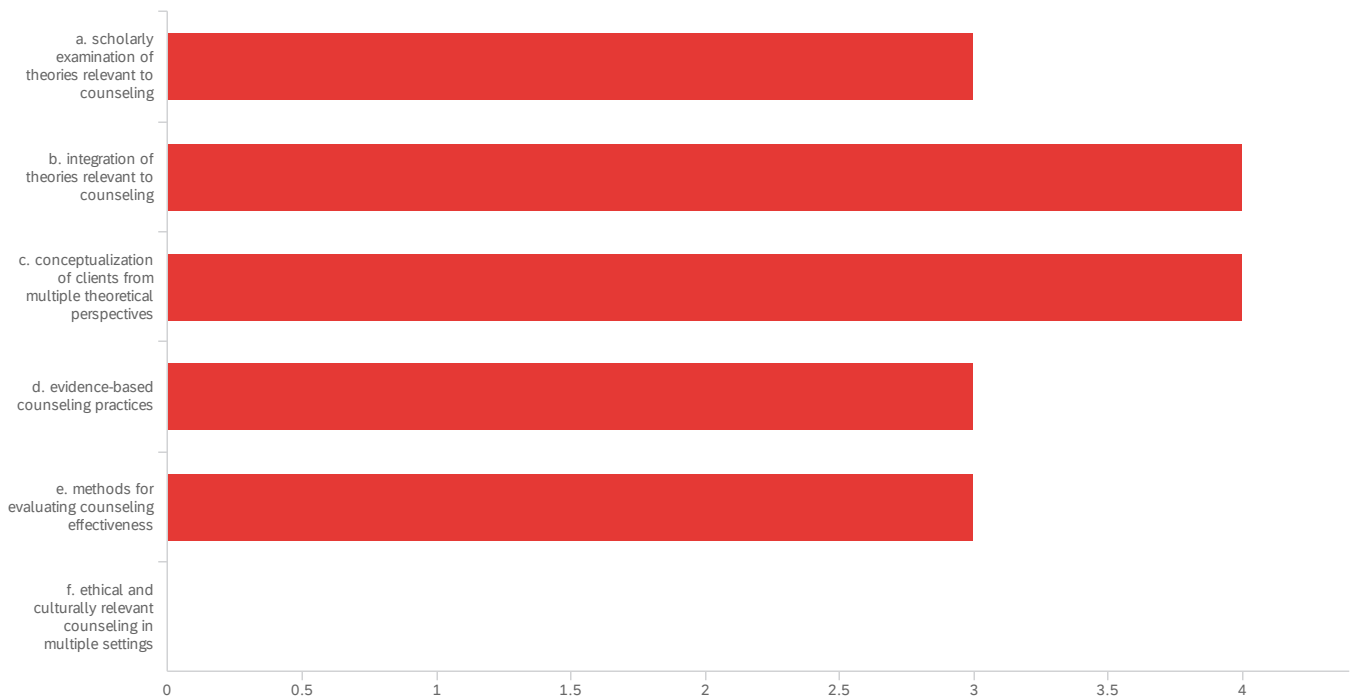


#	Field	Minimum	Maximum	Mean	Std Deviation	Variance	Count
1	How satisfied are you with your overall preparation in the area of counseling?	3.00	7.00	6.06	1.11	1.23	17

#	Field	Choice Count
7	Extremely satisfied	41.18% 7
6	Moderately satisfied	41.18% 7
5	Slightly satisfied	5.88% 1
4	Neither satisfied nor dissatisfied	5.88% 1
3	Slightly dissatisfied	5.88% 1
2	Moderately dissatisfied	0.00% 0
1	Extremely dissatisfied	0.00% 0
		17

Showing rows 1 - 8 of 8

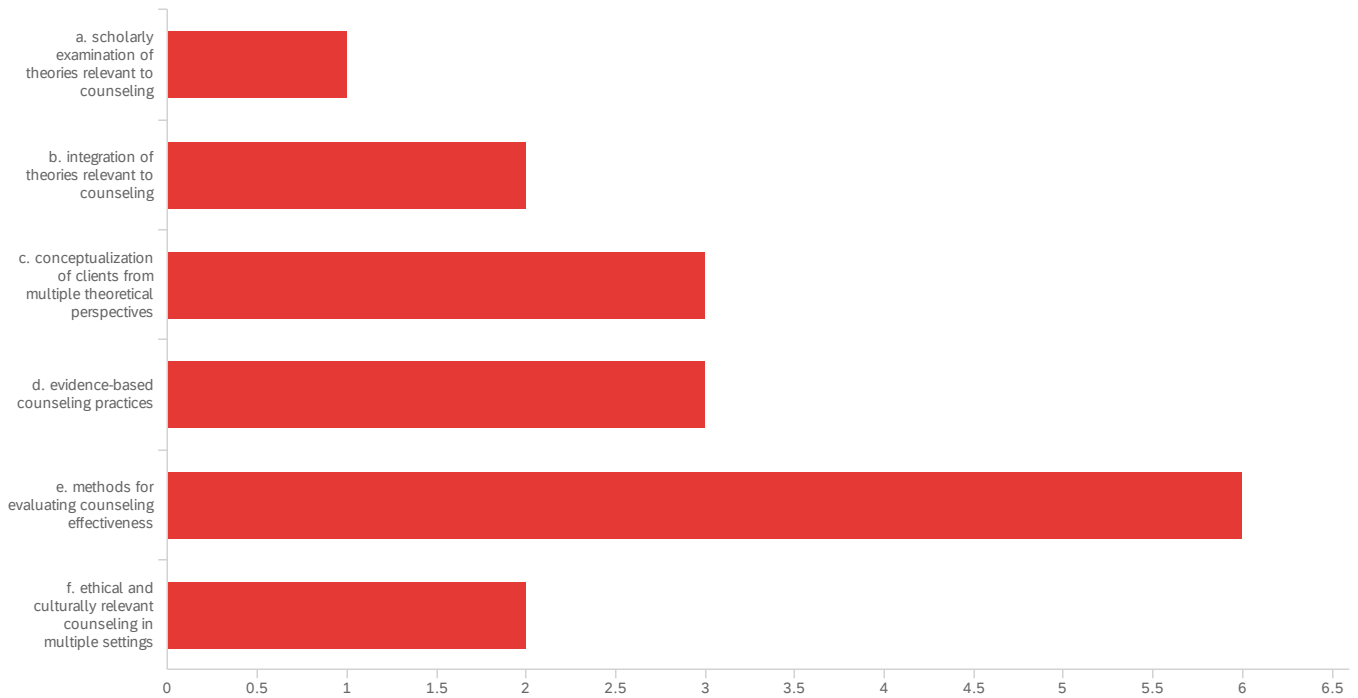
Q50 - Which particular area (a-f) do you think was strongest in the program?



#	Field	Minimum	Maximum	Mean	Std Deviation	Variance	Count
1	Which particular area (a-f) do you think was strongest in the program?	1.00	5.00	2.94	1.35	1.82	17

#	Field	Choice Count
1	a. scholarly examination of theories relevant to counseling	17.65% 3
2	b. integration of theories relevant to counseling	23.53% 4
3	c. conceptualization of clients from multiple theoretical perspectives	23.53% 4
4	d. evidence-based counseling practices	17.65% 3
5	e. methods for evaluating counseling effectiveness	17.65% 3
6	f. ethical and culturally relevant counseling in multiple settings	0.00% 0

Q51 - Which particular area (a-f) do you think most needs improvement?



#	Field	Minimum	Maximum	Mean	Std Deviation	Variance	Count
1	Which particular area (a-f) do you think most needs improvement?	1.00	6.00	4.00	1.41	2.00	17

#	Field	Choice Count
1	a. scholarly examination of theories relevant to counseling	5.88% 1
2	b. integration of theories relevant to counseling	11.76% 2
3	c. conceptualization of clients from multiple theoretical perspectives	17.65% 3
4	d. evidence-based counseling practices	17.65% 3
5	e. methods for evaluating counseling effectiveness	35.29% 6
6	f. ethical and culturally relevant counseling in multiple settings	11.76% 2

Q52 - Comments:

Comments:

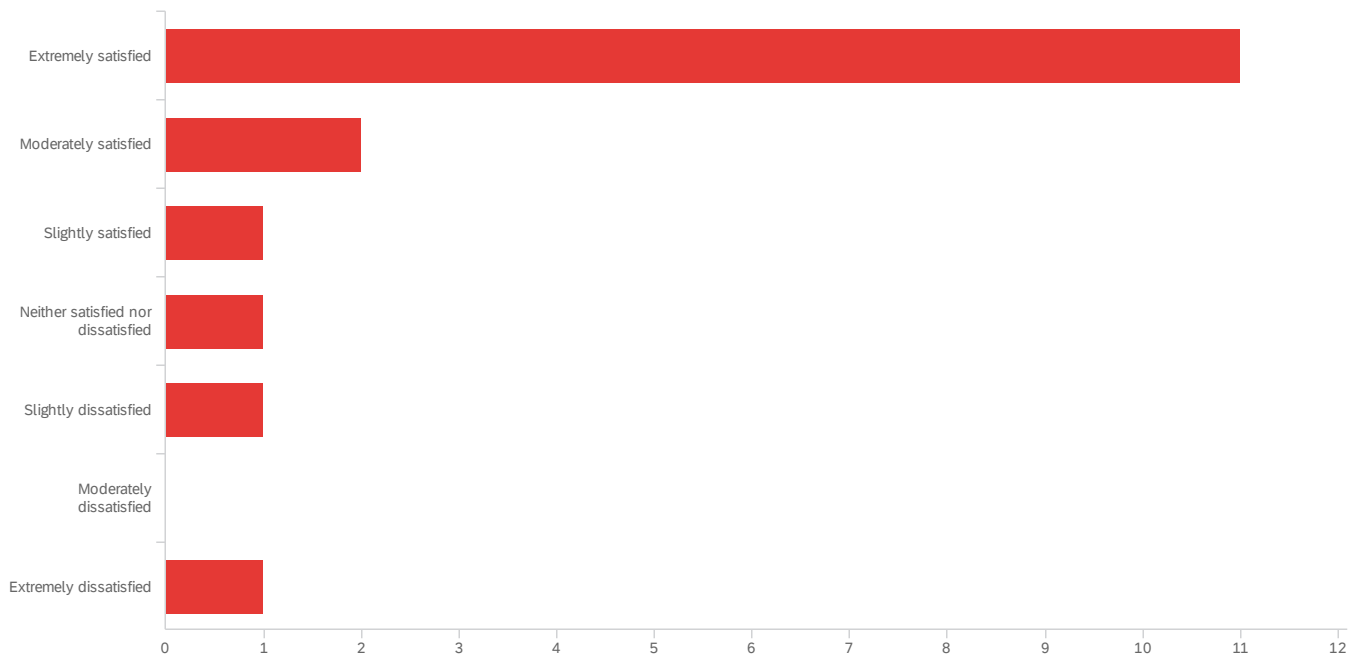
I received no formal education on social justice/social justice counseling and related competencies. Exposure came from informal conversation with a faculty member who was a person of color and no longer there.

Support/accountability during dissertation could be improved

All these areas are very well attended to.

The program does not adequately prepare students for the dissertation process by integrating actual counseling and research throughout the program. Each paper should be "lit review".

Q54 - How satisfied are you with your overall preparation in the area of supervision?

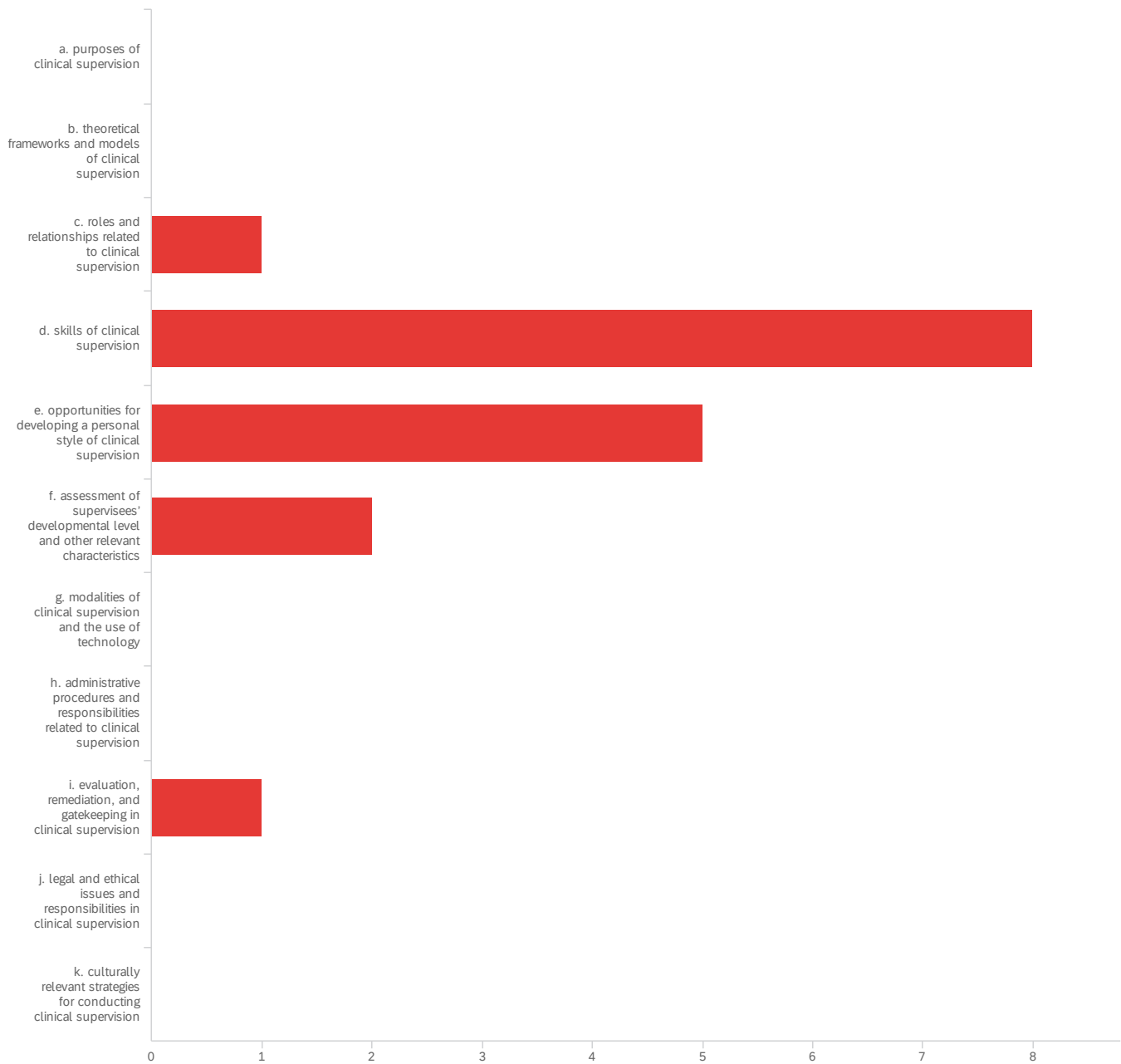


#	Field	Minimum	Maximum	Mean	Std Deviation	Variance	Count
1	How satisfied are you with your overall preparation in the area of supervision?	1.00	7.00	6.00	1.71	2.94	17

#	Field	Choice Count
7	Extremely satisfied	64.71% 11
6	Moderately satisfied	11.76% 2
5	Slightly satisfied	5.88% 1
4	Neither satisfied nor dissatisfied	5.88% 1
3	Slightly dissatisfied	5.88% 1
2	Moderately dissatisfied	0.00% 0
1	Extremely dissatisfied	5.88% 1
		17

Showing rows 1 - 8 of 8

Q55 - Which particular area (a-k) do you think was strongest in the program?

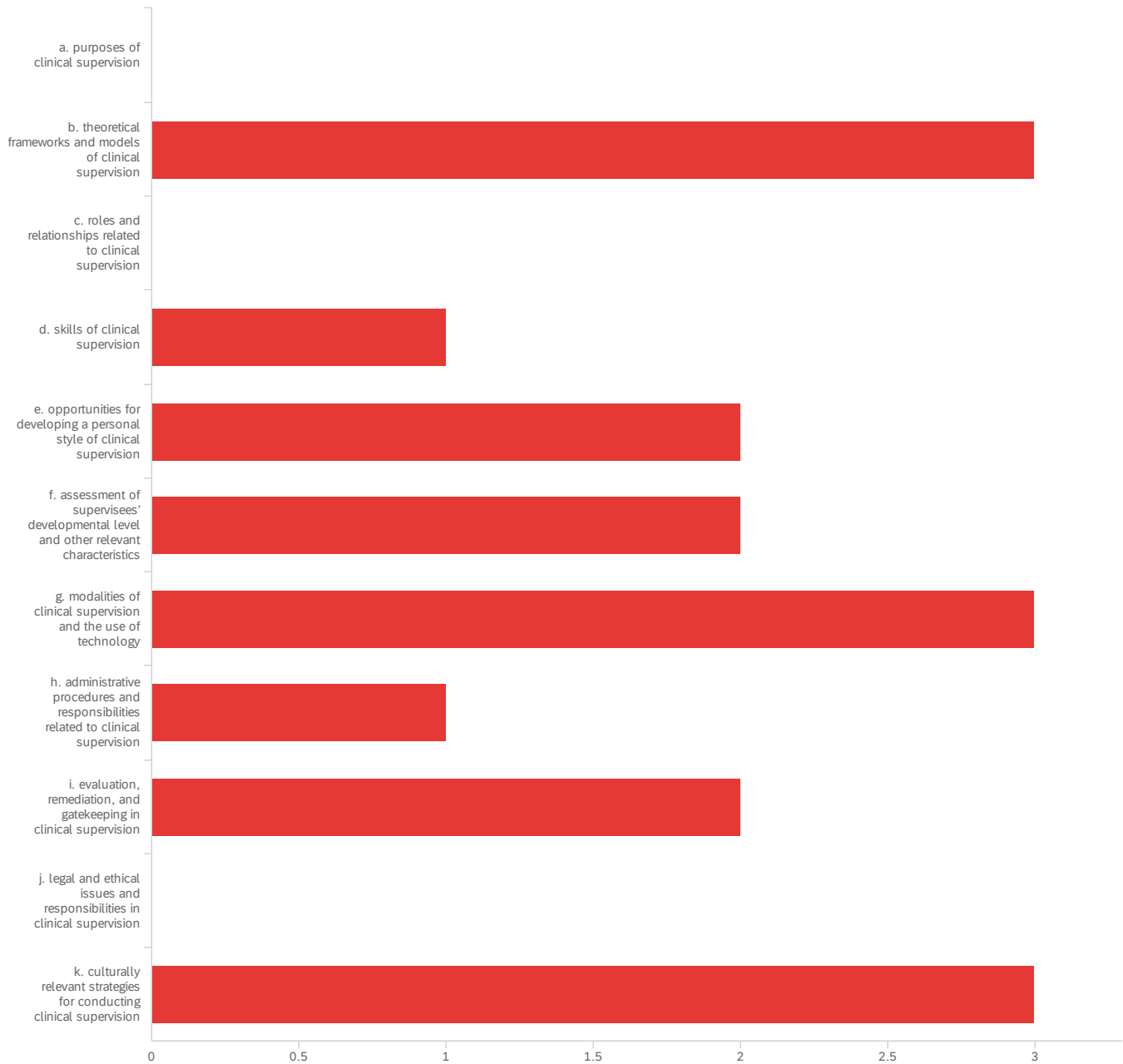


#	Field	Minimum	Maximum	Mean	Std Deviation	Variance	Count
1	Which particular area (a-k) do you think was strongest in the program?	3.00	9.00	4.76	1.31	1.71	17
#	Field						Choice Count

#	Field	Choice Count
1	a. purposes of clinical supervision	0.00% 0
2	b. theoretical frameworks and models of clinical supervision	0.00% 0
3	c. roles and relationships related to clinical supervision	5.88% 1
4	d. skills of clinical supervision	47.06% 8
5	e. opportunities for developing a personal style of clinical supervision	29.41% 5
6	f. assessment of supervisees' developmental level and other relevant characteristics	11.76% 2
7	g. modalities of clinical supervision and the use of technology	0.00% 0
8	h. administrative procedures and responsibilities related to clinical supervision	0.00% 0
9	i. evaluation, remediation, and gatekeeping in clinical supervision	5.88% 1
10	j. legal and ethical issues and responsibilities in clinical supervision	0.00% 0
11	k. culturally relevant strategies for conducting clinical supervision	0.00% 0
		17

Showing rows 1 - 12 of 12

Q56 - Which particular area (a-k) do you think most needs improvement?



#	Field	Minimum	Maximum	Mean	Std Deviation	Variance	Count
1	Which particular area (a-k) do you think most needs improvement?	2.00	11.00	6.59	2.95	8.71	17
#	Field						Choice Count

#	Field	Choice Count
1	a. purposes of clinical supervision	0.00% 0
2	b. theoretical frameworks and models of clinical supervision	17.65% 3
3	c. roles and relationships related to clinical supervision	0.00% 0
4	d. skills of clinical supervision	5.88% 1
5	e. opportunities for developing a personal style of clinical supervision	11.76% 2
6	f. assessment of supervisees' developmental level and other relevant characteristics	11.76% 2
7	g. modalities of clinical supervision and the use of technology	17.65% 3
8	h. administrative procedures and responsibilities related to clinical supervision	5.88% 1
9	i. evaluation, remediation, and gatekeeping in clinical supervision	11.76% 2
10	j. legal and ethical issues and responsibilities in clinical supervision	0.00% 0
11	k. culturally relevant strategies for conducting clinical supervision	17.65% 3
		17

Showing rows 1 - 12 of 12

Q57 - Comments:

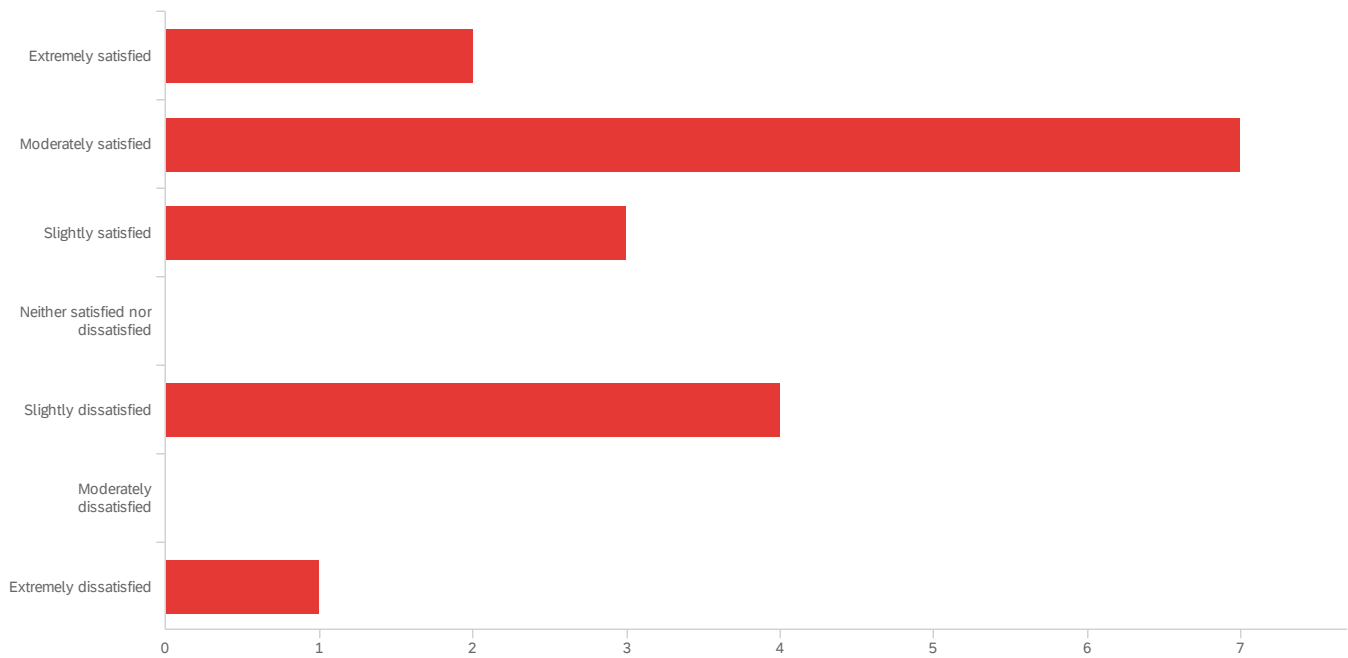
Comments:

There were many strengths in this area in addition to what was endorsed. These include D, E, and I. Technology could be improved given the increasing need for distance supervision in the field.

All of these areas need improvement. The program did not address them specifically, it was very general and superficial.

Telemental health supervision training is likely needed in most programs

Q59 - How satisfied are you with your overall preparation in the area of teaching?



#	Field	Minimum	Maximum	Mean	Std Deviation	Variance	Count
1	How satisfied are you with your overall preparation in the area of teaching?	1.00	7.00	4.94	1.66	2.76	17

#	Field	Choice Count
7	Extremely satisfied	11.76% 2
6	Moderately satisfied	41.18% 7
5	Slightly satisfied	17.65% 3
4	Neither satisfied nor dissatisfied	0.00% 0
3	Slightly dissatisfied	23.53% 4
2	Moderately dissatisfied	0.00% 0
1	Extremely dissatisfied	5.88% 1
		17

Showing rows 1 - 8 of 8

Q60 - Which particular area (a-i) do you think was strongest in the program?



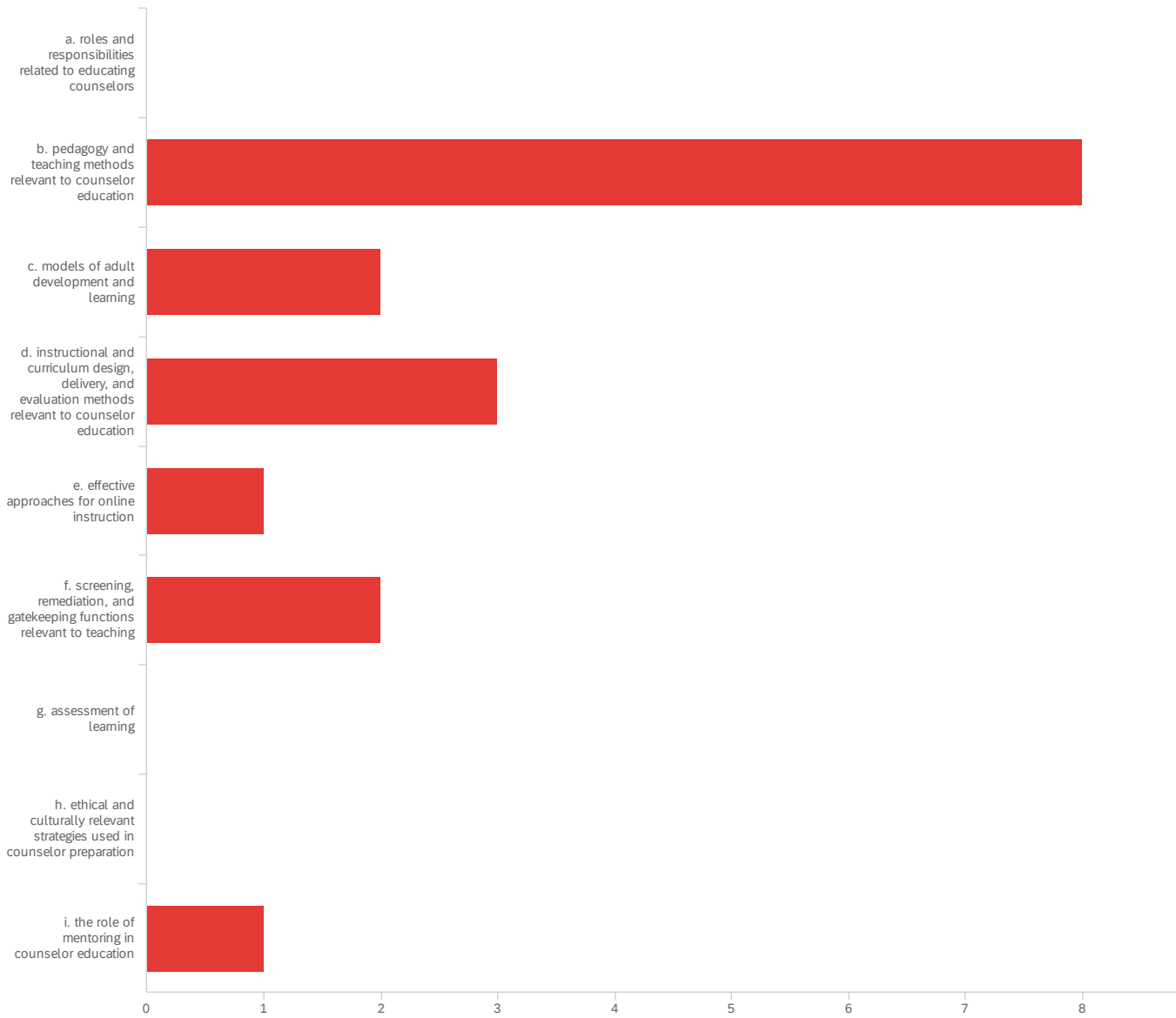
#	Field	Minimum	Maximum	Mean	Std Deviation	Variance	Count
1	Which particular area (a-i) do you think was strongest in the program?	1.00	9.00	4.94	3.51	12.29	17

#	Field	Choice Count
1	a. roles and responsibilities related to educating counselors	35.29% 6
2	b. pedagogy and teaching methods relevant to counselor education	5.88% 1

#	Field	Choice Count
3	c. models of adult development and learning	0.00% 0
4	d. instructional and curriculum design, delivery, and evaluation methods relevant to counselor education	11.76% 2
5	e. effective approaches for online instruction	0.00% 0
6	f. screening, remediation, and gatekeeping functions relevant to teaching	0.00% 0
7	g. assessment of learning	5.88% 1
8	h. ethical and culturally relevant strategies used in counselor preparation	11.76% 2
9	i. the role of mentoring in counselor education	29.41% 5
		17

Showing rows 1 - 10 of 10

Q61 - Which particular area (a-i) do you think most needs improvement?



#	Field	Minimum	Maximum	Mean	Std Deviation	Variance	Count
1	Which particular area (a-i) do you think most needs improvement?	2.00	9.00	3.53	1.94	3.78	17

#	Field	Choice Count
1	a. roles and responsibilities related to educating counselors	0.00% 0
2	b. pedagogy and teaching methods relevant to counselor education	47.06% 8

#	Field	Choice Count
3	c. models of adult development and learning	11.76% 2
4	d. instructional and curriculum design, delivery, and evaluation methods relevant to counselor education	17.65% 3
5	e. effective approaches for online instruction	5.88% 1
6	f. screening, remediation, and gatekeeping functions relevant to teaching	11.76% 2
7	g. assessment of learning	0.00% 0
8	h. ethical and culturally relevant strategies used in counselor preparation	0.00% 0
9	i. the role of mentoring in counselor education	5.88% 1
		17

Showing rows 1 - 10 of 10

Q62 - Comments:

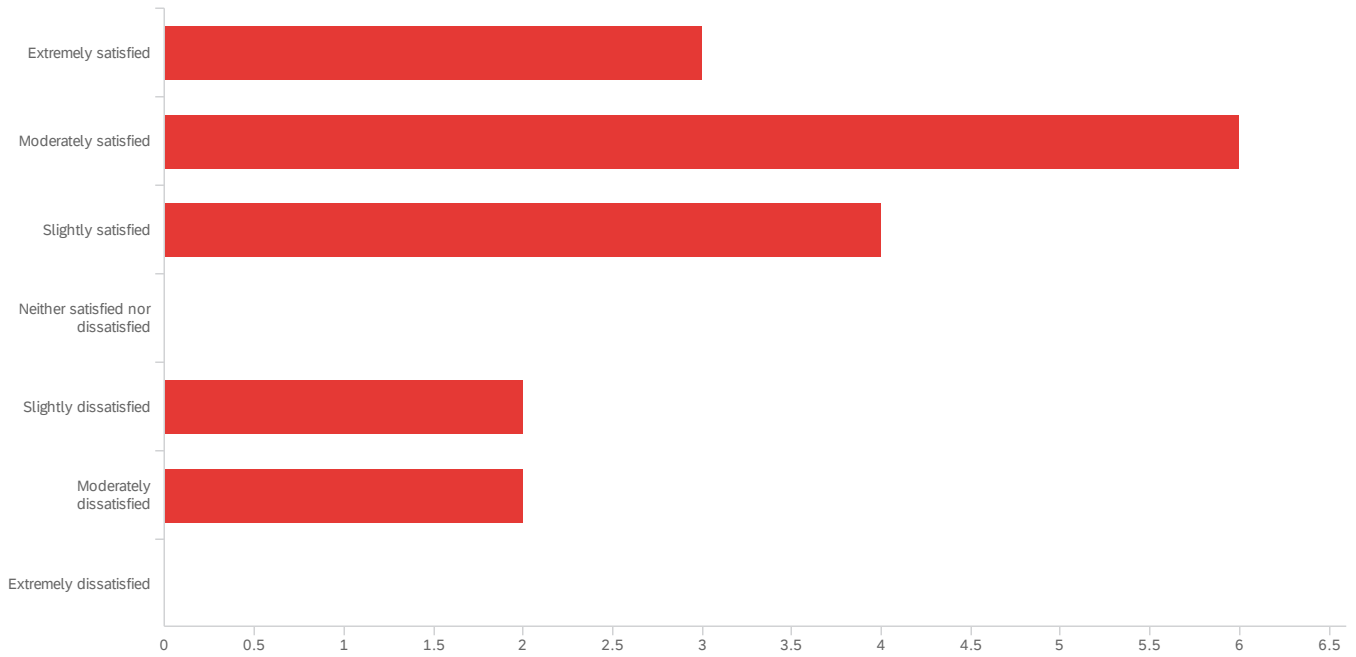
Comments:

I received no formal instruction on teaching while in the program. I came to the program with a previous degree and K-12 certification in teaching but could have used instruction on adult and counselor education teaching. I mentored other doc students in writing learning outcomes (objectives at the time) and creating rubrics for faculty's assignments when TA'ing. Technology was not emphasized except in online rehab TA experiences

Limited guidance in HOW to teach counselor Ed

The program did not prepare me at all for teaching. I would select no areas of strength, and all areas for improvement, but the survey did not allow me to. I chose random answers.

Q64 - How satisfied are you with your overall preparation in the area of research and scholarship?



#	Field	Minimum	Maximum	Mean	Std Deviation	Variance	Count
1	How satisfied are you with your overall preparation in the area of research and scholarship?	2.00	7.00	5.12	1.60	2.57	17

#	Field	Choice Count
7	Extremely satisfied	17.65% 3
6	Moderately satisfied	35.29% 6
5	Slightly satisfied	23.53% 4
4	Neither satisfied nor dissatisfied	0.00% 0
3	Slightly dissatisfied	11.76% 2
2	Moderately dissatisfied	11.76% 2
1	Extremely dissatisfied	0.00% 0
		17

Q65 - Which particular area (a-l) do you think was strongest in the program?



#	Field	Minimum	Maximum	Mean	Std Deviation	Variance	Count
1	Which particular area (a-l) do you think was strongest in the program?	1.00	11.00	3.82	3.07	9.44	17

#	Field	Choice Count
1	a. research designs appropriate to quantitative and qualitative research questions	35.29% 6
2	b. univariate and multivariate research designs and data analysis methods	17.65% 3
3	c. qualitative designs and approaches to qualitative data analysis	5.88% 1
4	d. emergent research practices and processes	0.00% 0
5	e. models and methods of instrument design	11.76% 2
6	f. models and methods of program evaluation	0.00% 0
7	g. research questions appropriate for professional research and publication	17.65% 3
8	h. professional writing for journal and newsletter publication	5.88% 1
9	i. professional conference proposal preparation	0.00% 0
10	j. design and evaluation of research proposals for a human subjects/institutional review board review	0.00% 0
11	k. grant proposals and other sources of funding	5.88% 1
12	l. ethical and culturally relevant strategies for conducting research	0.00% 0

17

Showing rows 1 - 13 of 13

Q66 - Which particular area (a-l) do you think most needs improvement?



#	Field	Minimum	Maximum	Mean	Std Deviation	Variance	Count
1	Which particular area (a-l) do you think most needs improvement?	1.00	12.00	7.71	2.84	8.09	17

#	Field	Choice Count
1	a. research designs appropriate to quantitative and qualitative research questions	5.88% 1
2	b. univariate and multivariate research designs and data analysis methods	0.00% 0
3	c. qualitative designs and approaches to qualitative data analysis	0.00% 0
4	d. emergent research practices and processes	11.76% 2
5	e. models and methods of instrument design	5.88% 1
6	f. models and methods of program evaluation	5.88% 1
7	g. research questions appropriate for professional research and publication	0.00% 0
8	h. professional writing for journal and newsletter publication	35.29% 6
9	i. professional conference proposal preparation	11.76% 2
10	j. design and evaluation of research proposals for a human subjects/institutional review board review	0.00% 0
11	k. grant proposals and other sources of funding	17.65% 3
12	l. ethical and culturally relevant strategies for conducting research	5.88% 1

17

Showing rows 1 - 13 of 13

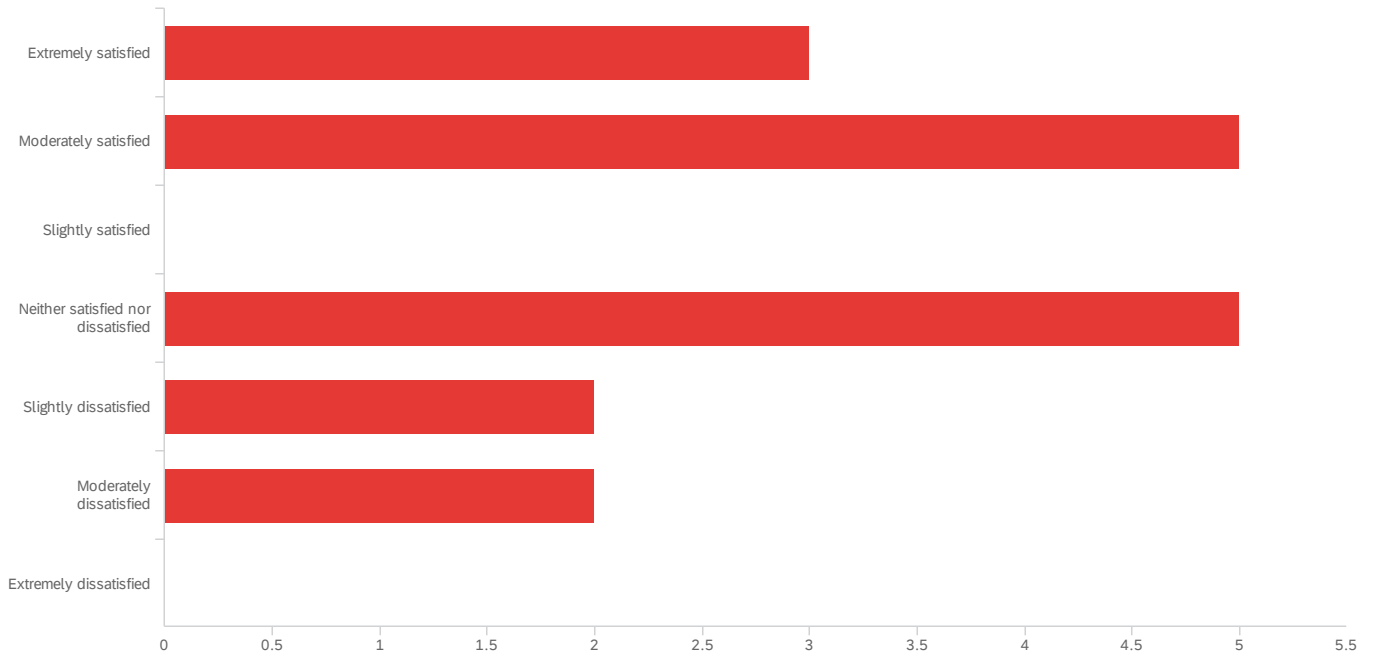
Q67 - Comments:

Comments:

I received excellent teaching in research methods from research faculty. I received excellent mentorship in large data analysis from my advisor. I received no mentorship or instruction in contributing to scholarship/publication/conference proposals. Any mentorship/scholarship productivity from another department for whom I worked.

The EDUC stats instructors, particularly Dr. Choi and Dr. Weiss were amazing

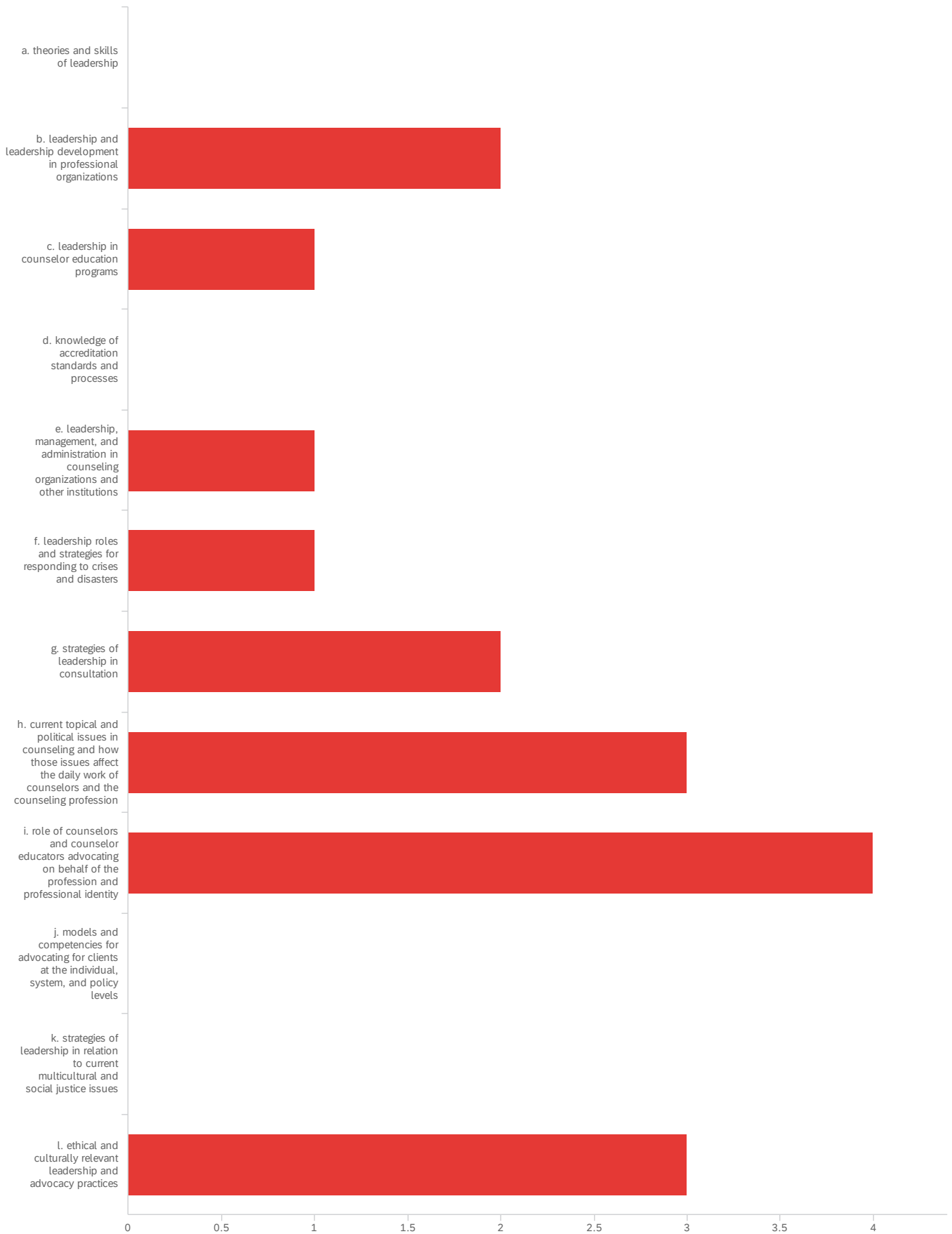
Q69 - How satisfied are you with your overall preparation in the area of leadership and advocacy?



#	Field	Minimum	Maximum	Mean	Std Deviation	Variance	Count
1	How satisfied are you with your overall preparation in the area of leadership and advocacy?	2.00	7.00	4.76	1.66	2.77	17

#	Field	Choice Count
7	Extremely satisfied	17.65% 3
6	Moderately satisfied	29.41% 5
5	Slightly satisfied	0.00% 0
4	Neither satisfied nor dissatisfied	29.41% 5
3	Slightly dissatisfied	11.76% 2
2	Moderately dissatisfied	11.76% 2
1	Extremely dissatisfied	0.00% 0
		17

Q70 - Which particular area (a-l) do you think was strongest in the program?



#	Field	Minimum	Maximum	Mean	Std Deviation	Variance	Count
---	-------	---------	---------	------	---------------	----------	-------

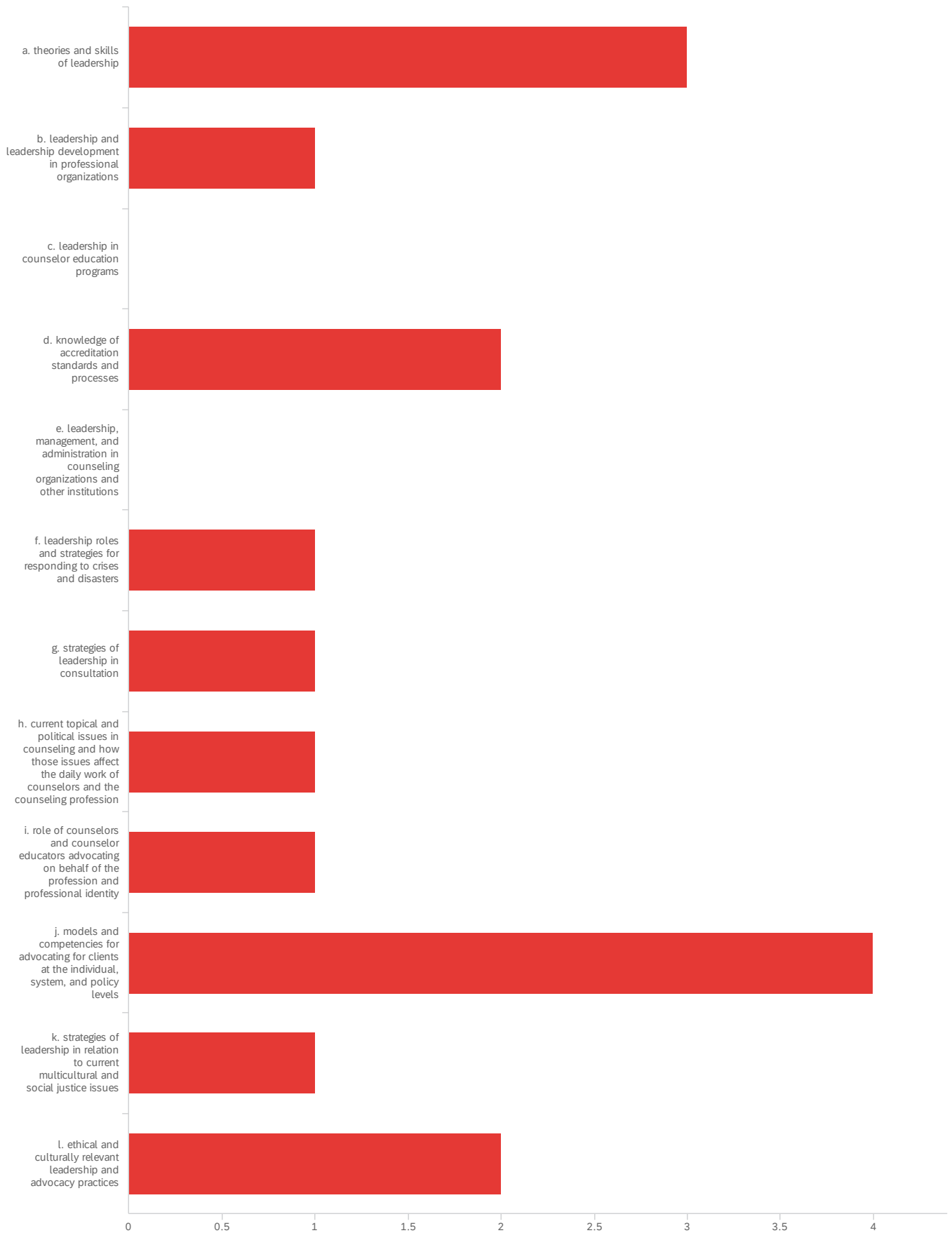
#	Field	Minimum	Maximum	Mean	Std Deviation	Variance	Count
1	Which particular area (a-l) do you think was strongest in the program?	2.00	12.00	7.53	3.07	9.43	17

#	Field	Choice Count
1	a. theories and skills of leadership	0.00% 0
2	b. leadership and leadership development in professional organizations	11.76% 2
3	c. leadership in counselor education programs	5.88% 1
4	d. knowledge of accreditation standards and processes	0.00% 0
5	e. leadership, management, and administration in counseling organizations and other institutions	5.88% 1
6	f. leadership roles and strategies for responding to crises and disasters	5.88% 1
7	g. strategies of leadership in consultation	11.76% 2
8	h. current topical and political issues in counseling and how those issues affect the daily work of counselors and the counseling profession	17.65% 3
9	i. role of counselors and counselor educators advocating on behalf of the profession and professional identity	23.53% 4
10	j. models and competencies for advocating for clients at the individual, system, and policy levels	0.00% 0
11	k. strategies of leadership in relation to current multicultural and social justice issues	0.00% 0
12	l. ethical and culturally relevant leadership and advocacy practices	17.65% 3

17

Showing rows 1 - 13 of 13

Q71 - Which particular area (a-l) do you think most needs improvement?



#	Field	Minimum	Maximum	Mean	Std Deviation	Variance	Count
---	-------	---------	---------	------	---------------	----------	-------

#	Field	Minimum	Maximum	Mean	Std Deviation	Variance	Count
1	Which particular area (a-l) do you think most needs improvement?	1.00	12.00	6.94	3.90	15.23	17

#	Field	Choice Count
1	a. theories and skills of leadership	17.65% 3
2	b. leadership and leadership development in professional organizations	5.88% 1
3	c. leadership in counselor education programs	0.00% 0
4	d. knowledge of accreditation standards and processes	11.76% 2
5	e. leadership, management, and administration in counseling organizations and other institutions	0.00% 0
6	f. leadership roles and strategies for responding to crises and disasters	5.88% 1
7	g. strategies of leadership in consultation	5.88% 1
8	h. current topical and political issues in counseling and how those issues affect the daily work of counselors and the counseling profession	5.88% 1
9	i. role of counselors and counselor educators advocating on behalf of the profession and professional identity	5.88% 1
10	j. models and competencies for advocating for clients at the individual, system, and policy levels	23.53% 4
11	k. strategies of leadership in relation to current multicultural and social justice issues	5.88% 1
12	l. ethical and culturally relevant leadership and advocacy practices	11.76% 2

17

Showing rows 1 - 13 of 13

Q72 - Comments:

Comments:

The program did not prepare me at all for leadership and advocacy. I chose random addresses to advance to the next page.

I work now in a global setting. GWU's preparation to counsel, advocate for and consult with multicultural persons, groups and organisations is superior,

I don't even really recall this material coming up

Q73 - What would you identify as strengths of you program?

What would you identify as strengths of you program?

Clinical preparation, preparation to be a clinical supervisor, experience in the CCSC, opportunities to teach

Supervision and clinical preparation

The faculty's ability to connect with and engage students in the work.

Supervision preparation

Strong faculty, access to CCSC, supervision training, opportunities in the DC area for internship

Clinical and client conceptualization skills. Relationships with faculty.

Clinical and supervision training, trauma training, emphasis on research and evidence rigour, conceptualisation is clinical and group settings, advanced theoretical frameworks, development and attachment- AND overall respect and mentorship of the student

that we get to supervise/see clients in the CCSC

Faculty mentorship

Supervision, Research, and developing your own identity as a doctoral level professional

Strong cohort, close relationship with advisor, multidisciplinary faculty

Practice in teaching and supervision

The clinical experience was valuable

I appreciated the space to pursue teaching and research opportunities with multiple faculty.

The supervision opportunities in the CCSC, I had Dr. Heddeshimer for the predissertation seminar and that was very valuable although I have heard that class can be kind of a throw away class

Q74 - What areas of improvement would you identify about your program?

What areas of improvement would you identify about your program?

Preparation to be a leader, advocate, and scholar in the counselor education field

Preparation of scholarship skills, mentorship in publishing and research

Implementation of a structure(s) that would support students in the area of statistics, research design, etc.

Publication tools, teaching, comprehensive exam grading was biased and skewed

More guidance on teaching, structure during dissertation period

Graduates need to learn about the requirements of working in clinical practice, including the legal and business management aspects. Overall, the program could focus more on practical aspects of the profession.

Practical skills in building private practice; implementation of electronic record keeping and how to use; telemedicine/telemental health training.

limited opportunities to teach (only a few students are picked to do this) and lack of mentorship (only a few students are selected by faculty members to work closely with them)

n/a

More instruction and mentoring in terms of teaching and publishing

Relationships between faculty and staff

The Comprehensive exam has one question for each topic (Theory, Diagnosis and Tx, Research Methods, and Ethics) yet Dx and Tx are not integrated throughout the program. Aside from research methods, none of the critical COMP topics are covered extensively and all should be integrated throughout the program so they are learned and absorbed not just memorized.

Writing for grant proposals and finding funding skills

I was lucky that I found a mentor who was very supportive of me, but this seemed like a rarity. Talking with other people in CE programs, there is a lot of collaboration between faculty and doctoral students, and the faculty see the doctoral students as future peers. There was not this sense of connection or collaboration at GW.

Q75 - Final Comments Please share anything about your doctoral experience not

covered in this survey here:

Final Comments Please share anything about your doctoral experience not...

Nearly 10 years post graduation, I remain closely connected with my dissertation adviser. And for that, I'm especially grateful.

Preparation for academic positions and help moving towards them was lacking

I'm sure much has changed since my graduation so not sure how relevant some of my answers are. I'm proud to have graduated from this program and feel well prepared for my career in the field!

Thank you!

I think this is an excellent program with a diverse faculty skilled in multiple areas. The multicultural emphasis is exceptional and preparatory for future. The clinical supervision training and clinical skills training surpasses most PsyD models of education in my opinion. This program has a very strong theoretical and research-driven base which provides an intentional foundation for clinical work

I truly appreciated the mentoring from faculty and the opportunity to gain deep experience in supervision.

Being forced to participate in the GW clinic to provide free supervision to the master's students was not related to my professional goals, not helpful as a model of learning how to supervise, and made the logistics of supporting myself financially through the program rather difficult. But I believe this is already different now.

End of Report