

Fall 2017 EMPLOYER

Fall 2017 GWU Employer CACREP Survey

February 10, 2020 3:42 AM EST

Q2 - Your gender identification:



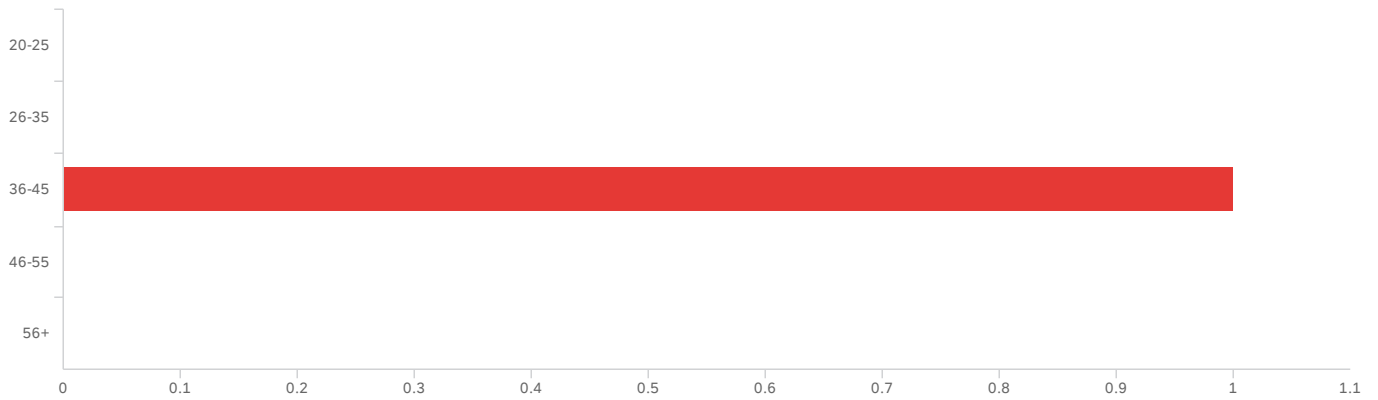
#	Field	Minimum	Maximum	Mean	Std Deviation	Variance	Count
1	Your gender identification:	0.00	0.00	0.00	0.00	0.00	0

#	Field	Choice Count
1	Female	0.00% 0
2	Male	0.00% 0
3	Transgender	0.00% 0
4	Other	0.00% 0

0

Showing rows 1 - 5 of 5

Q3 - Your age in years:

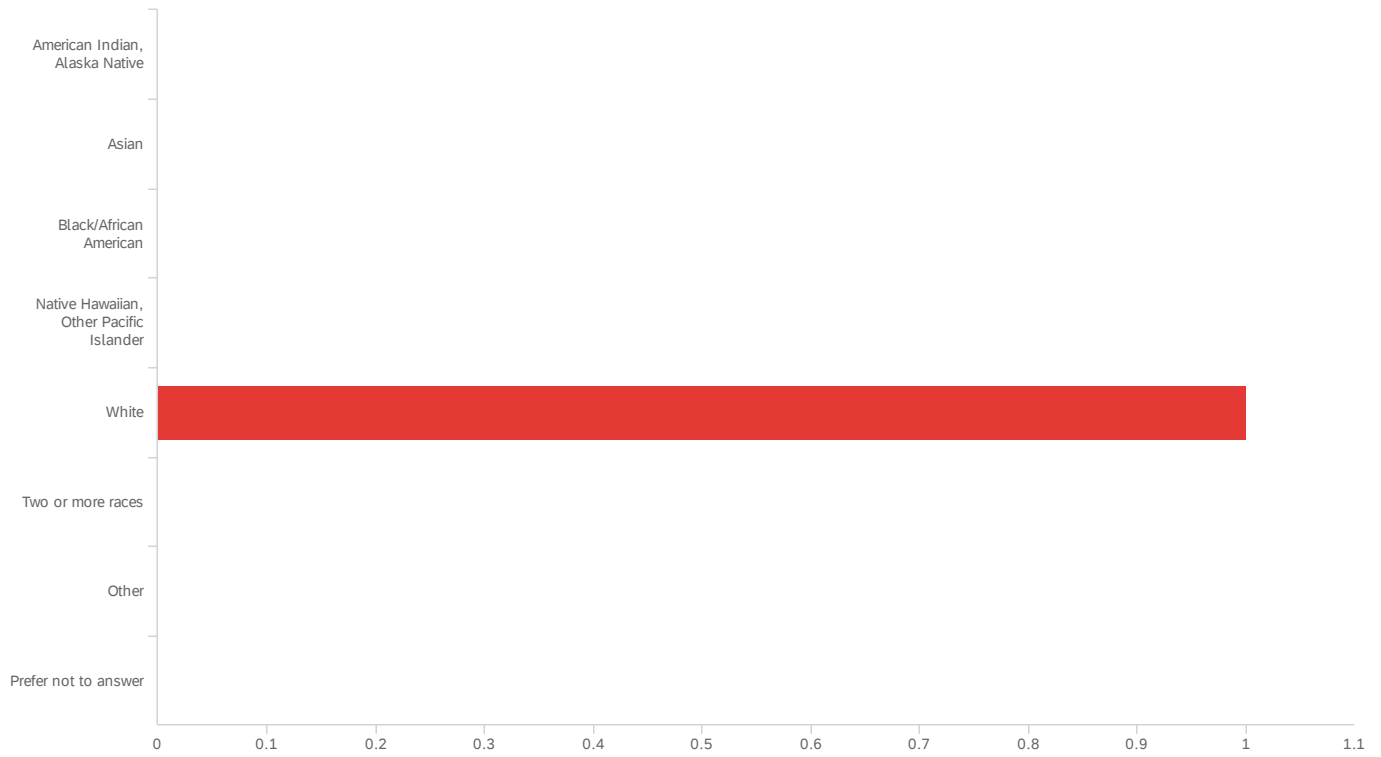


#	Field	Minimum	Maximum	Mean	Std Deviation	Variance	Count
1	Your age in years:	3.00	3.00	3.00	0.00	0.00	1

#	Field	Choice Count
1	20-25	0.00% 0
2	26-35	0.00% 0
3	36-45	100.00% 1
4	46-55	0.00% 0
5	56+	0.00% 0
		1

Showing rows 1 - 6 of 6

Q4 - Your race/ethnicity:



#	Field	Minimum	Maximum	Mean	Std Deviation	Variance	Count
1	Your race/ethnicity: - Selected Choice	5.00	5.00	5.00	0.00	0.00	1

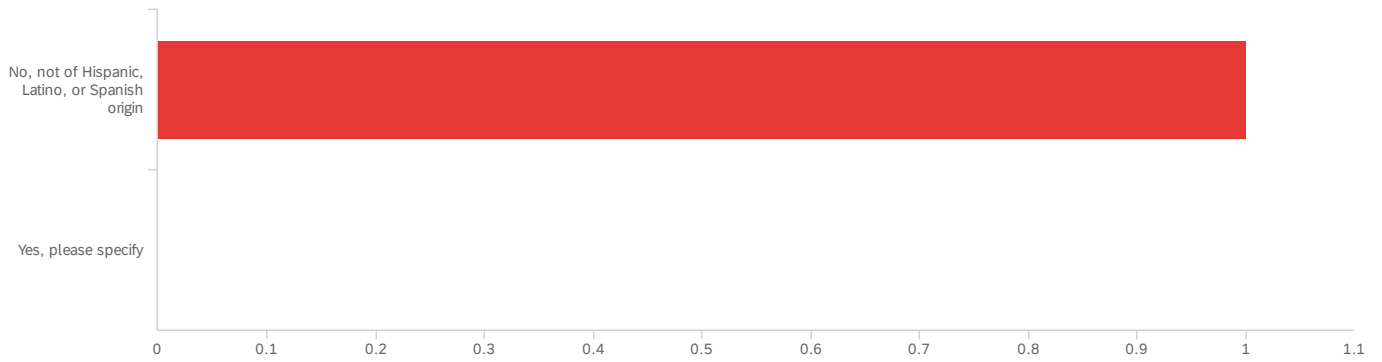
#	Field	Choice Count
1	American Indian, Alaska Native	0.00% 0
2	Asian	0.00% 0
3	Black/African American	0.00% 0
4	Native Hawaiian, Other Pacific Islander	0.00% 0
5	White	100.00% 1
6	Two or more races	0.00% 0
7	Other	0.00% 0
8	Prefer not to answer	0.00% 0

Showing rows 1 - 9 of 9

Q4_7_TEXT - Other

Other

Q5 - Are you of Hispanic, Latino, or Spanish origin?



#	Field	Minimum	Maximum	Mean	Std Deviation	Variance	Count
1	Are you of Hispanic, Latino, or Spanish origin? - Selected Choice	1.00	1.00	1.00	0.00	0.00	1

#	Field	Choice Count
1	No, not of Hispanic, Latino, or Spanish origin	100.00% 1
2	Yes, please specify	0.00% 0

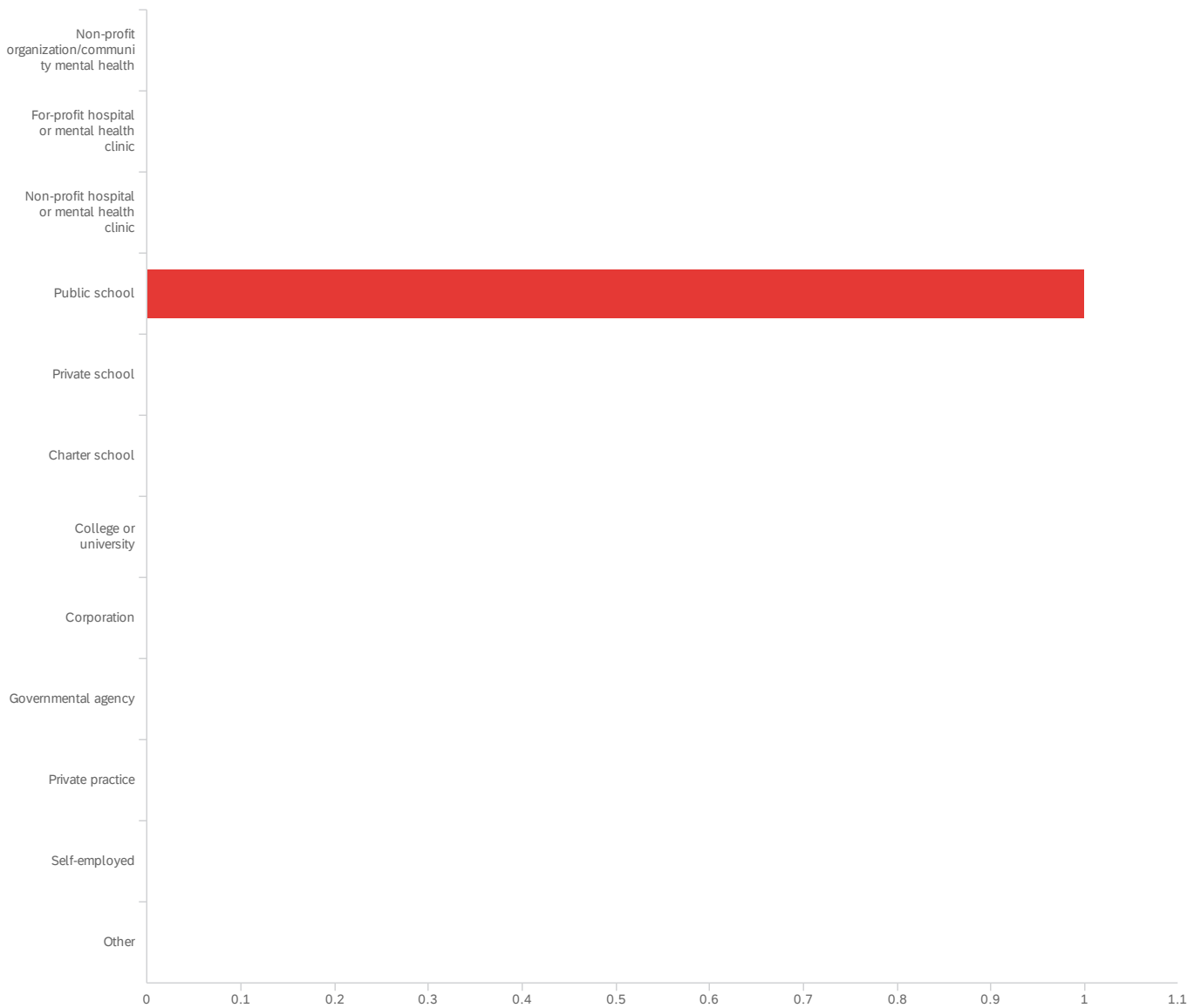
1

Showing rows 1 - 3 of 3

Q5_2_TEXT - Yes, please specify

Yes, please specify

Q6 - Which of the following describes your current place of employment?



#	Field	Minimum	Maximum	Mean	Std Deviation	Variance	Count
1	Which of the following describes your current place of employment? - Selected Choice	4.00	4.00	4.00	0.00	0.00	1

#	Field	Choice Count
1	Non-profit organization/community mental health	0.00% 0
2	For-profit hospital or mental health clinic	0.00% 0

#	Field	Choice Count
3	Non-profit hospital or mental health clinic	0.00% 0
4	Public school	100.00% 1
5	Private school	0.00% 0
6	Charter school	0.00% 0
7	College or university	0.00% 0
8	Corporation	0.00% 0
9	Governmental agency	0.00% 0
10	Private practice	0.00% 0
11	Self-employed	0.00% 0
12	Other	0.00% 0

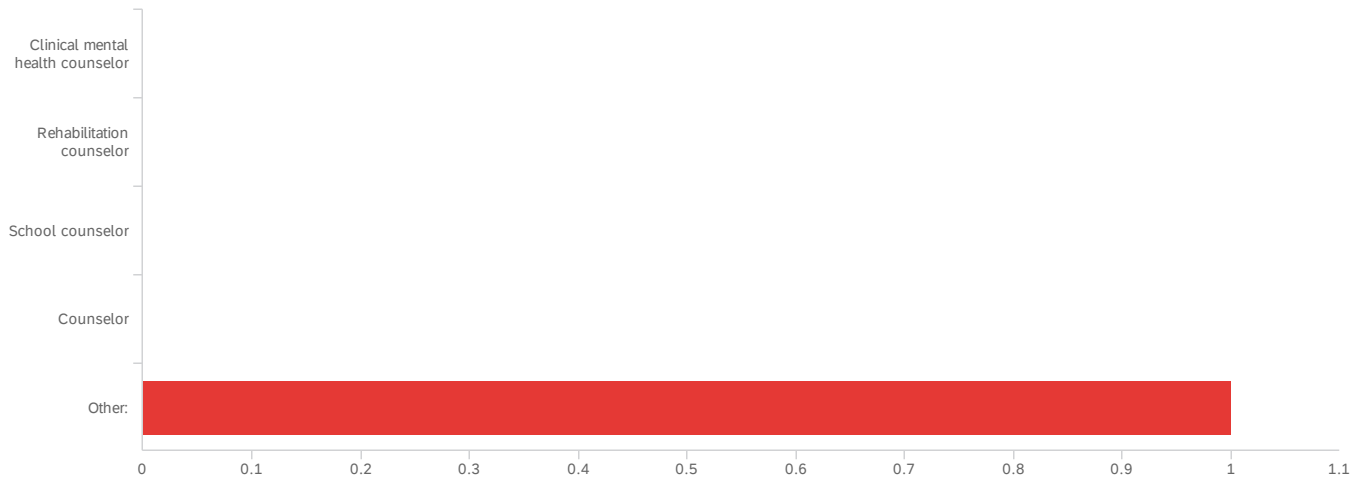
1

Showing rows 1 - 13 of 13

Q6_12_TEXT - Other

Other

Q7 - What is your current job title?



#	Field	Minimum	Maximum	Mean	Std Deviation	Variance	Count
1	What is your current job title? - Selected Choice	5.00	5.00	5.00	0.00	0.00	1

#	Field	Choice Count
1	Clinical mental health counselor	0.00% 0
2	Rehabilitation counselor	0.00% 0
3	School counselor	0.00% 0
4	Counselor	0.00% 0
5	Other:	100.00% 1
		1

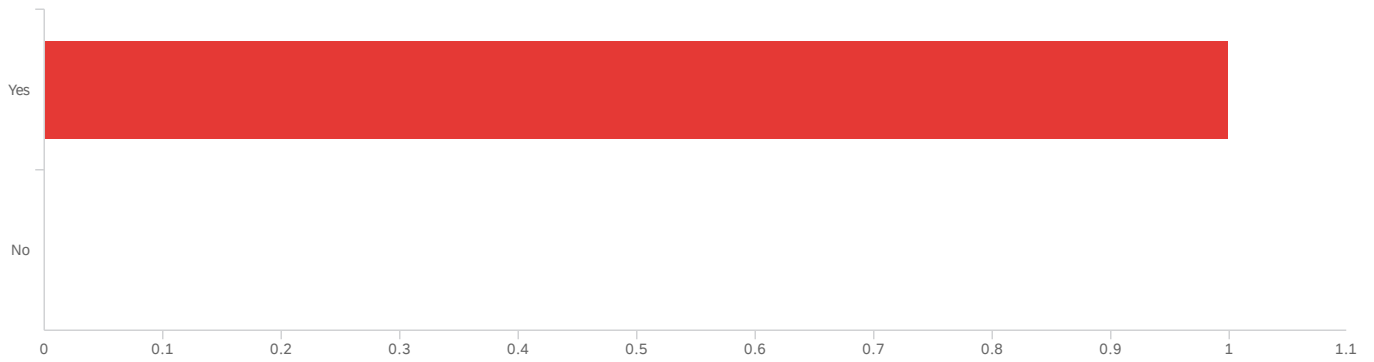
Showing rows 1 - 6 of 6

Q7_5_TEXT - Other:

Other:

Principal

Q8 - In this position, do you supervise other employees?



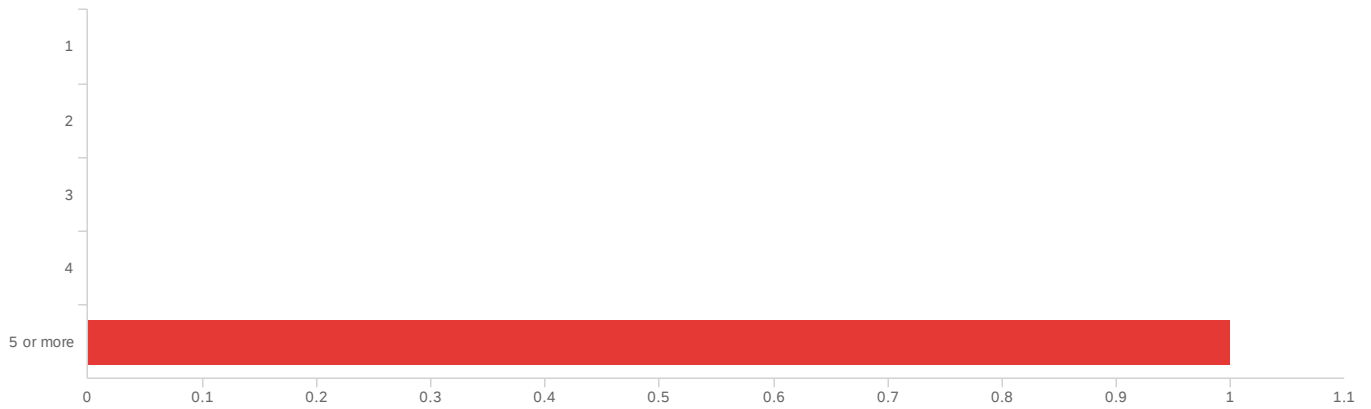
#	Field	Minimum	Maximum	Mean	Std Deviation	Variance	Count
1	In this position, do you supervise other employees?	1.00	1.00	1.00	0.00	0.00	1

#	Field	Choice Count
1	Yes	100.00% 1
2	No	0.00% 0

1

Showing rows 1 - 3 of 3

Q9 - How many employees do you currently supervise?

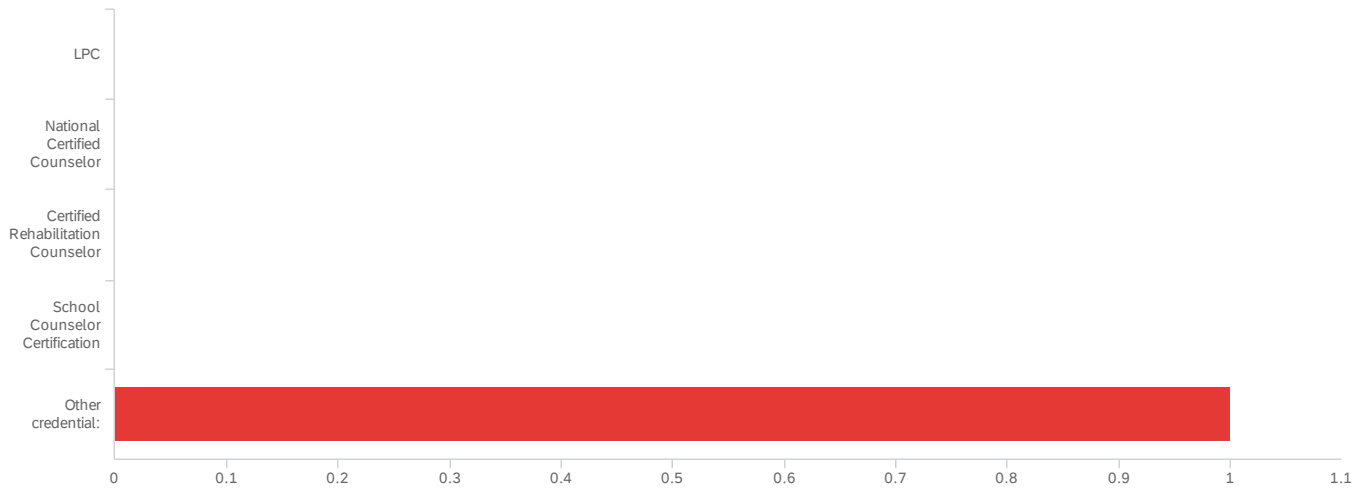


#	Field	Minimum	Maximum	Mean	Std Deviation	Variance	Count
1	How many employees do you currently supervise?	5.00	5.00	5.00	0.00	0.00	1

#	Field	Choice Count
1	1	0.00% 0
2	2	0.00% 0
3	3	0.00% 0
4	4	0.00% 0
5	5 or more	100.00% 1
		1

Showing rows 1 - 6 of 6

Q10 - What professional certifications and/or licensures do you currently hold?



#	Field	Minimum	Maximum	Mean	Std Deviation	Variance	Count
1	What professional certifications and/or licensures do you currently hold? - Selected Choice	5.00	5.00	5.00	0.00	0.00	1

#	Field	Choice Count
1	LPC	0.00% 0
2	National Certified Counselor	0.00% 0
3	Certified Rehabilitation Counselor	0.00% 0
4	School Counselor Certification	0.00% 0
5	Other credential:	100.00% 1
		1

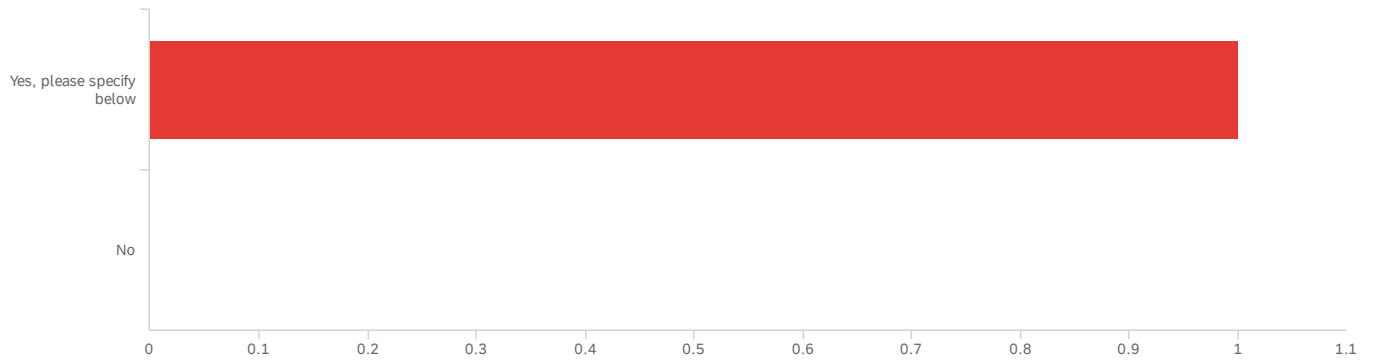
Showing rows 1 - 6 of 6

Q10_5_TEXT - Other credential:

Other credential:

Admin and supervision

Q11 - Do you regularly attend professional conferences?



#	Field	Minimum	Maximum	Mean	Std Deviation	Variance	Count
1	Do you regularly attend professional conferences? - Selected Choice	1.00	1.00	1.00	0.00	0.00	1

#	Field	Choice Count
1	Yes, please specify below	100.00% 1
2	No	0.00% 0

Showing rows 1 - 3 of 3

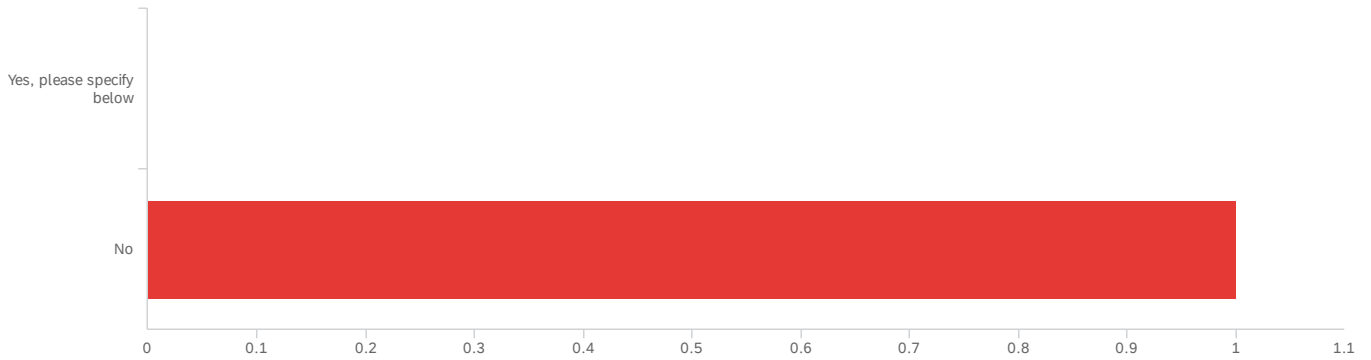
Q11_1_TEXT - Yes, please specify below

Yes, please specify below

ASCD - NASSP

Q12 - Within the past year, have you presented at any professional conferences?

(Counseling, Psychological, School, Rehabilitation, etc.)



#	Field	Minimum	Maximum	Mean	Std Deviation	Variance	Count
1	Within the past year, have you presented at any professional conferences? (Counseling, Psychological, School, Rehabilitation, etc.) - Selected Choice	2.00	2.00	2.00	0.00	0.00	1

#	Field	Choice Count
1	Yes, please specify below	0.00% 0
2	No	100.00% 1

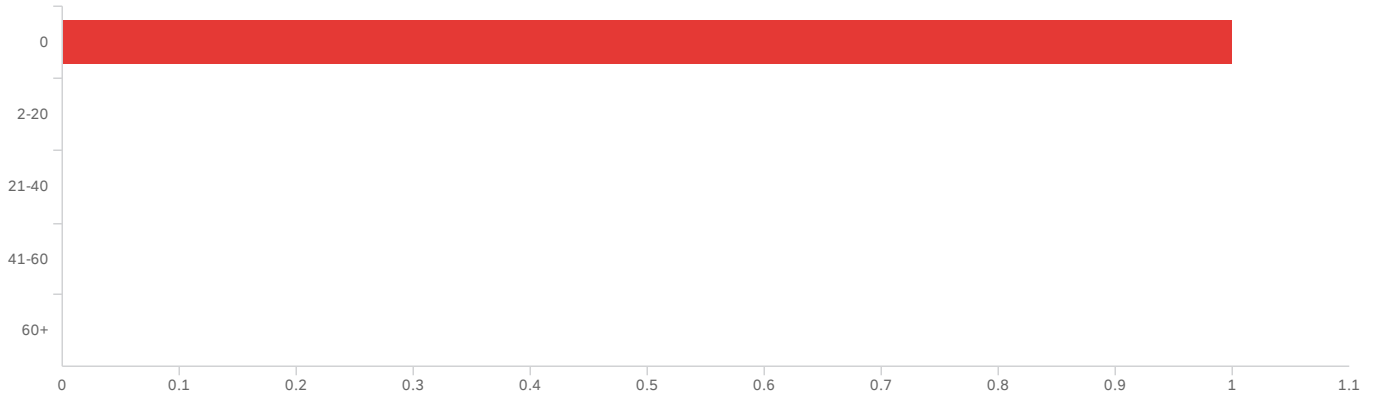
1

Showing rows 1 - 3 of 3

Q12_1_TEXT - Yes, please specify below

Yes, please specify below

Q13 - How many Continuing Education Units (CEUs) have you earned annually since you were certified as a counselor or licensed as a counselor?




#	Field	Minimum	Maximum	Mean	Std Deviation	Variance	Count
1	How many Continuing Education Units (CEUs) have you earned annually since you were certified as a counselor or licensed as a counselor?	1.00	1.00	1.00	0.00	0.00	1

#	Field	Choice Count
1	0	100.00% 1
2	2-20	0.00% 0
3	21-40	0.00% 0
4	41-60	0.00% 0
5	60+	0.00% 0
		1

Showing rows 1 - 6 of 6

Q14 - Please list membership for any professional organizations below.



#	Field	Minimum	Maximum	Mean	Std Deviation	Variance	Count
1	Please list membership for any professional organizations below. - Selected Choice	0.00	0.00	0.00	0.00	0.00	0

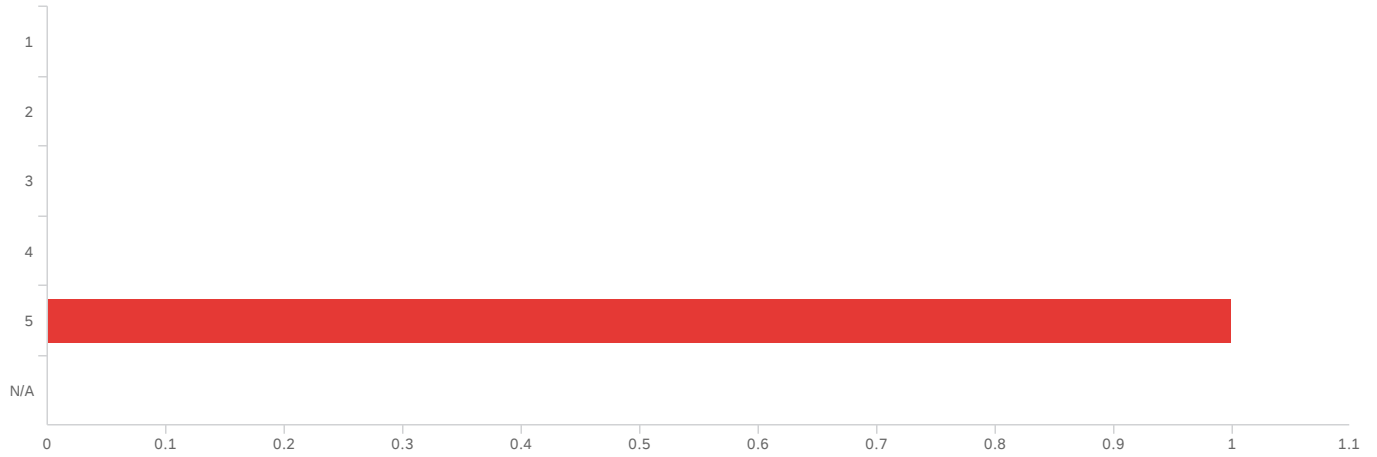
#	Field	Choice Count
1	1	0.00% 0

Showing rows 1 - 1 of 1

Q14_1_TEXT - No Name

No Name

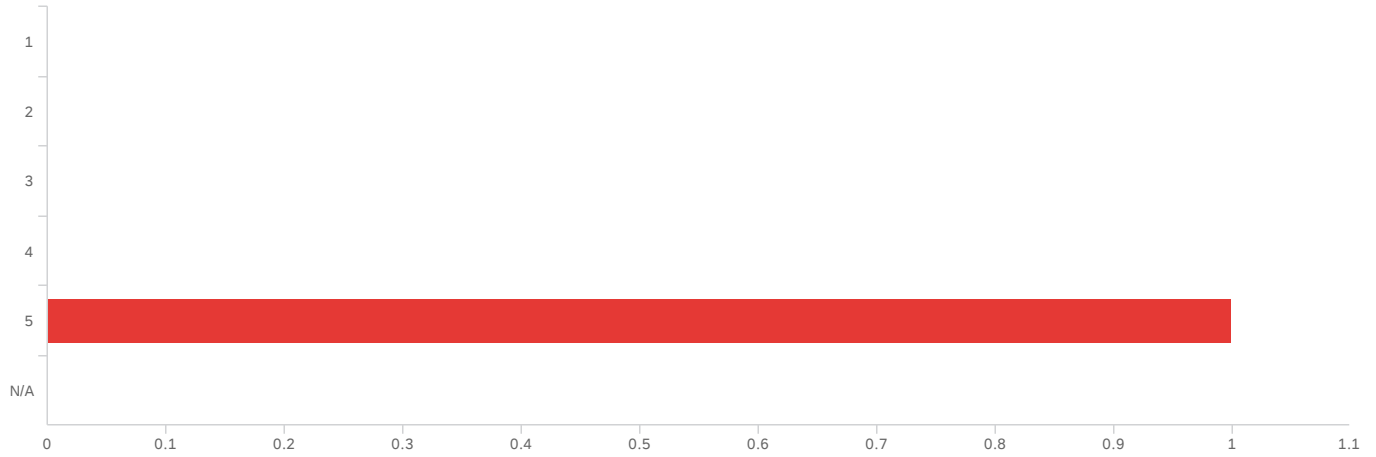
Q16 - The employee demonstrates knowledge and understanding of: the history, philosophy, trends, and ethical considerations in counseling.



#	Field	Minimum	Maximum	Mean	Std Deviation	Variance	Count
1	Satisfaction	5.00	5.00	5.00	0.00	0.00	1

#	Field	Choice Count
1	1	0.00% 0
2	2	0.00% 0
3	3	0.00% 0
4	4	0.00% 0
5	5	100.00% 1
6	N/A	0.00% 0

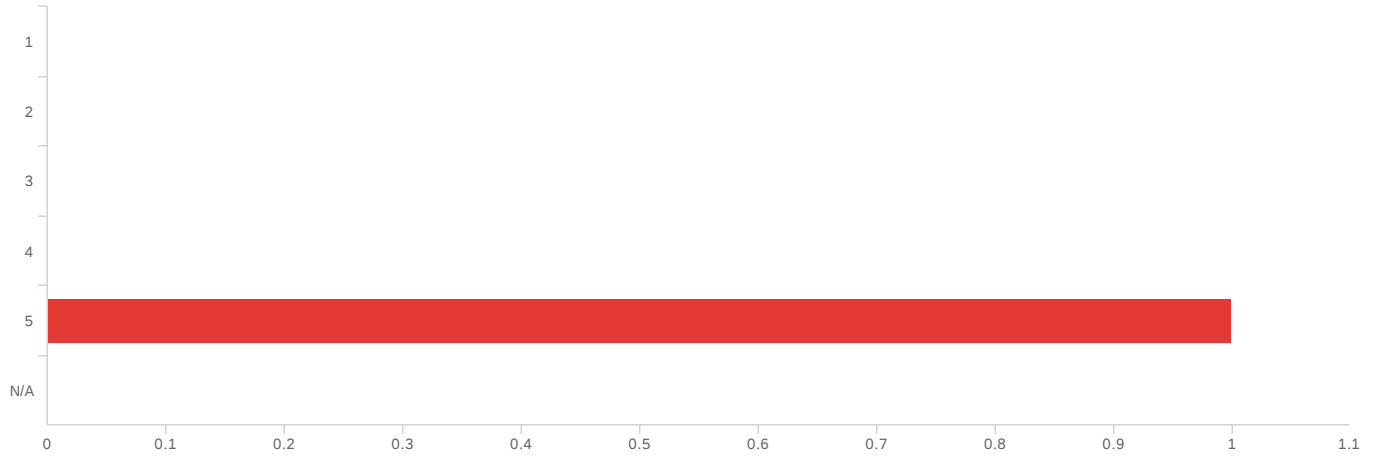
Q17 - The employee demonstrates knowledge and understanding of: the counseling process, models, and theories.



#	Field	Minimum	Maximum	Mean	Std Deviation	Variance	Count
1	Satisfaction	5.00	5.00	5.00	0.00	0.00	1

#	Field	Choice Count
1	1	0.00% 0
2	2	0.00% 0
3	3	0.00% 0
4	4	0.00% 0
5	5	100.00% 1
6	N/A	0.00% 0

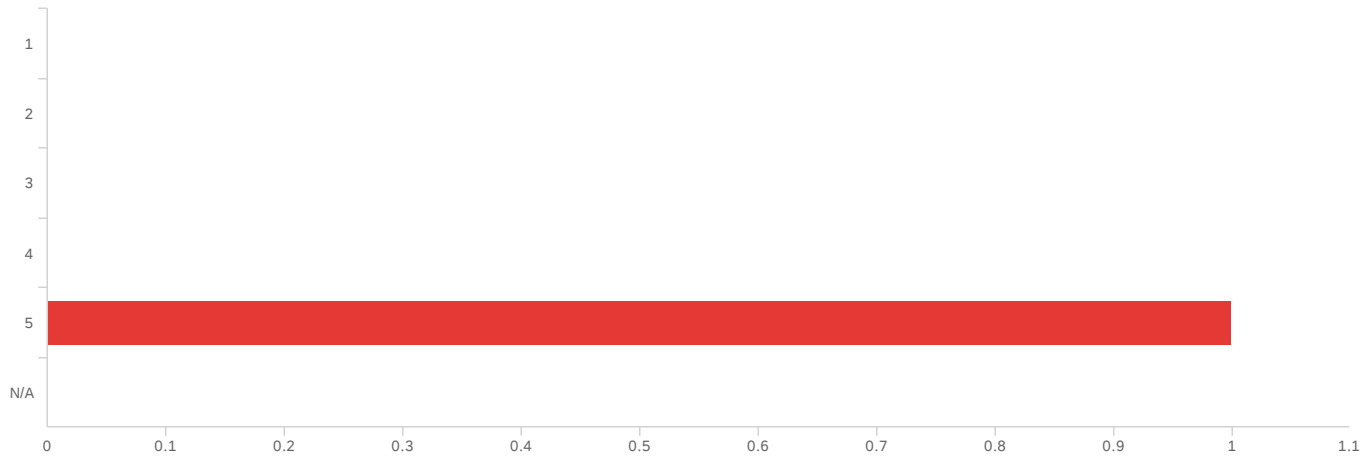
Q18 - The employee demonstrates knowledge and understanding of: principles and models of biopsychosocial case conceptualization (e.g., clinical, school, rehabilitation).



#	Field	Minimum	Maximum	Mean	Std Deviation	Variance	Count
1	Satisfaction	5.00	5.00	5.00	0.00	0.00	1

#	Field	Choice Count
1	1	0.00% 0
2	2	0.00% 0
3	3	0.00% 0
4	4	0.00% 0
5	5	100.00% 1
6	N/A	0.00% 0

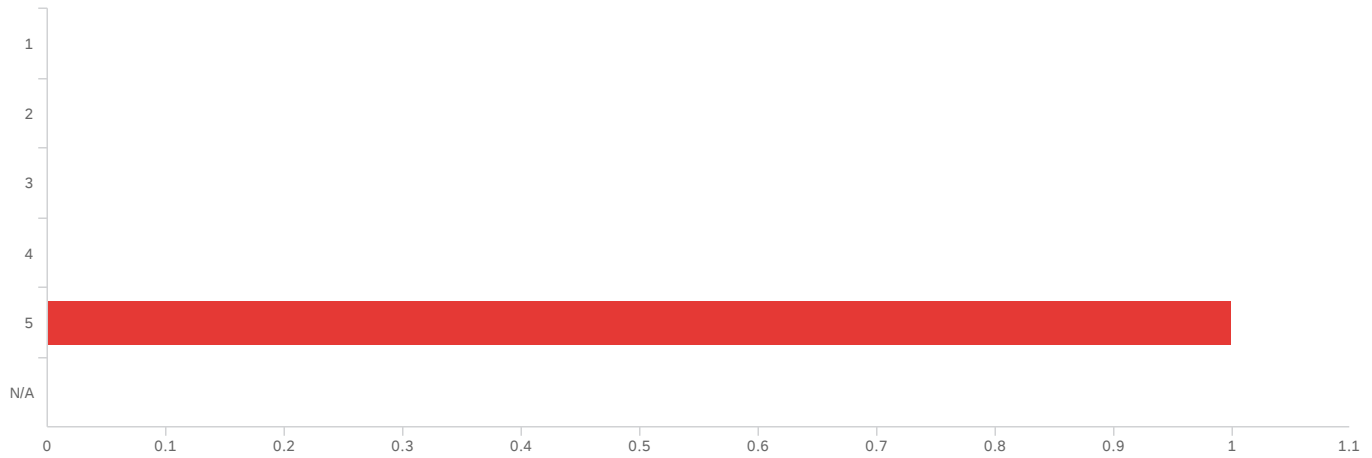
Q19 - The employee demonstrates knowledge and understanding of: documentation and treatment planning formats of biopsychosocial case conceptualization (e.g., clinical, school, rehabilitation).



#	Field	Minimum	Maximum	Mean	Std Deviation	Variance	Count
1	Satisfaction	5.00	5.00	5.00	0.00	0.00	1

#	Field	Choice Count
1	1	0.00% 0
2	2	0.00% 0
3	3	0.00% 0
4	4	0.00% 0
5	5	100.00% 1
6	N/A	0.00% 0

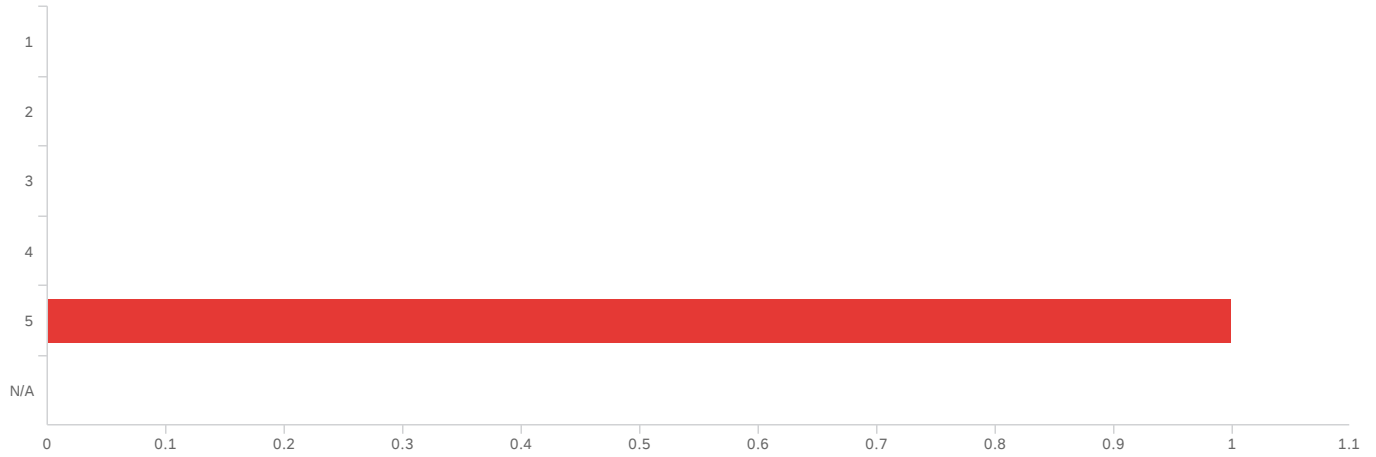
Q20 - The employee demonstrates knowledge and understanding of: the importance of family, social networks, and community systems in the treatment of mental or emotional disorders, school services, or employment services.



#	Field	Minimum	Maximum	Mean	Std Deviation	Variance	Count
1	Satisfaction	5.00	5.00	5.00	0.00	0.00	1

#	Field	Choice Count
1	1	0.00% 0
2	2	0.00% 0
3	3	0.00% 0
4	4	0.00% 0
5	5	100.00% 1
6	N/A	0.00% 0

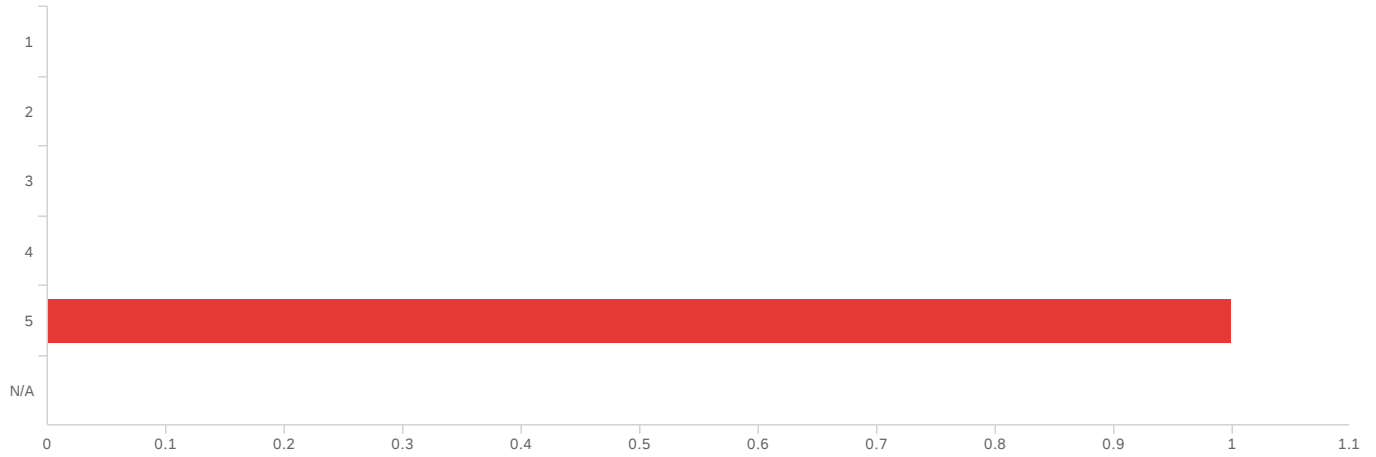
Q21 - The employee demonstrates knowledge and understanding of: models and approaches to evaluation (e.g., clinical, employment, school).



#	Field	Minimum	Maximum	Mean	Std Deviation	Variance	Count
1	Satisfaction	5.00	5.00	5.00	0.00	0.00	1

#	Field	Choice Count
1	1	0.00% 0
2	2	0.00% 0
3	3	0.00% 0
4	4	0.00% 0
5	5	100.00% 1
6	N/A	0.00% 0

Q22 - The employee demonstrates knowledge and understanding of: evidence-based treatments and basic strategies for evaluating counseling outcomes.

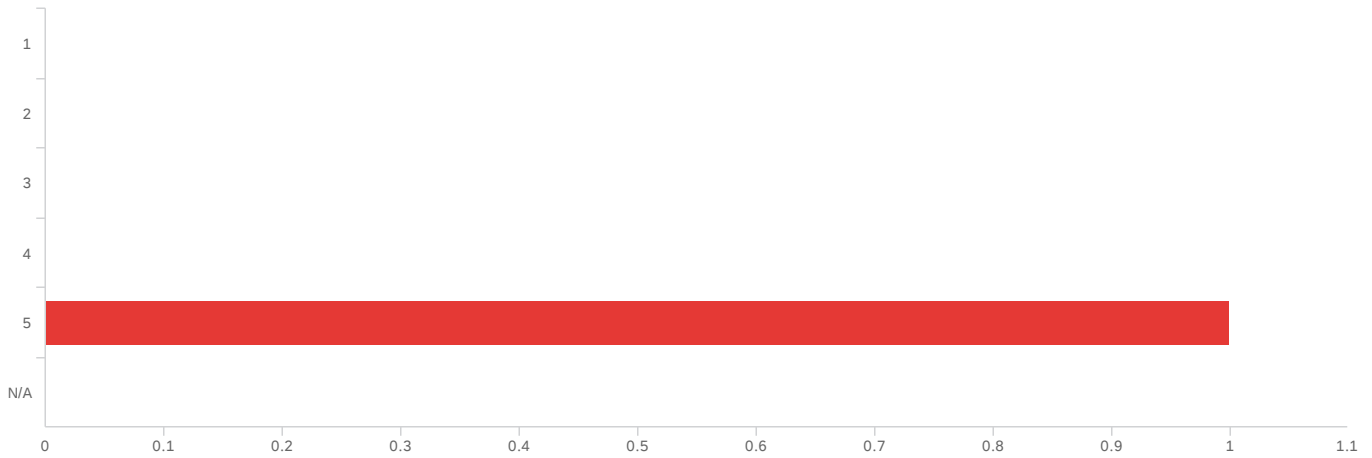


#	Field	Minimum	Maximum	Mean	Std Deviation	Variance	Count
1	Satisfaction	5.00	5.00	5.00	0.00	0.00	1

#	Field	Choice Count
1	1	0.00% 0
2	2	0.00% 0
3	3	0.00% 0
4	4	0.00% 0
5	5	100.00% 1
6	N/A	0.00% 0

Q23 - The employee demonstrates an ability to: provide appropriate counseling

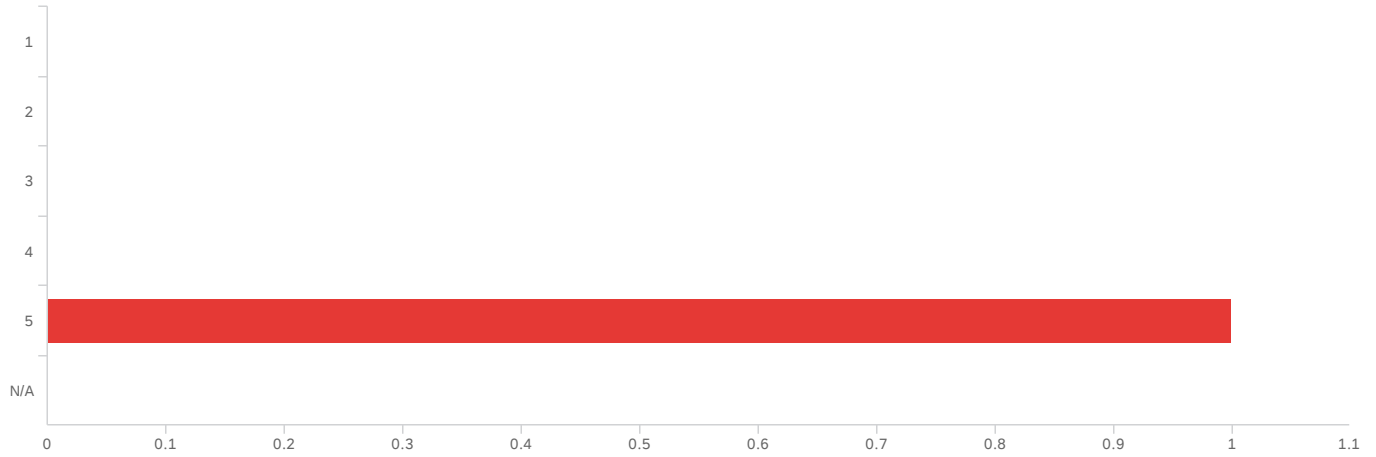
strategies when working with clients/students/consumers with addiction and co-occurring disorders.



#	Field	Minimum	Maximum	Mean	Std Deviation	Variance	Count
1	Satisfaction	5.00	5.00	5.00	0.00	0.00	1

#	Field	Choice Count
1	1	0.00% 0
2	2	0.00% 0
3	3	0.00% 0
4	4	0.00% 0
5	5	100.00% 1
6	N/A	0.00% 0

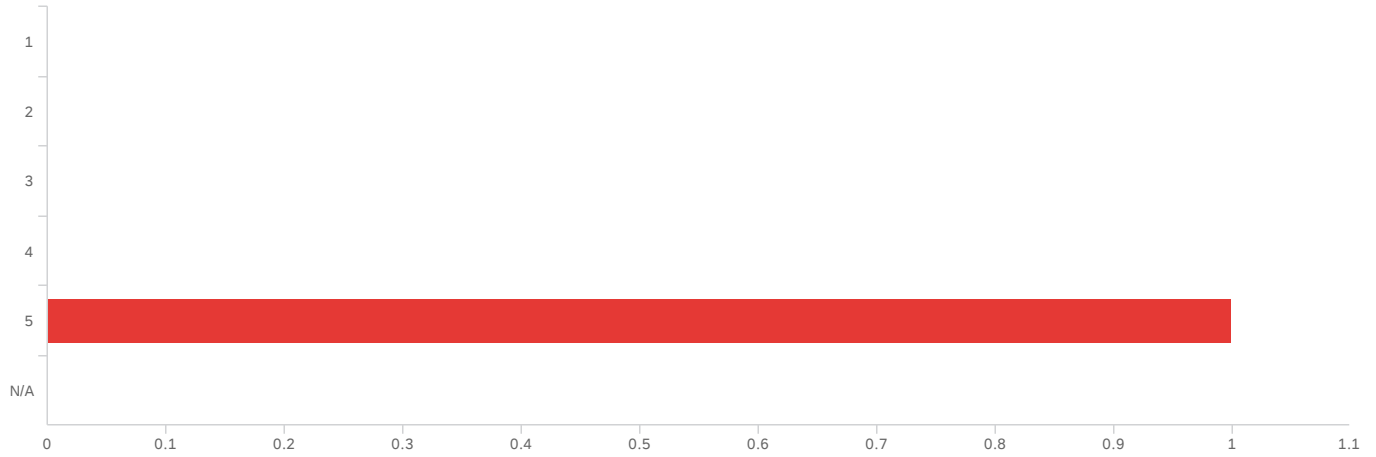
Q24 - The employee demonstrates an ability to: critically evaluate research to enhance counseling practice.



#	Field	Minimum	Maximum	Mean	Std Deviation	Variance	Count
1	Satisfaction	5.00	5.00	5.00	0.00	0.00	1

#	Field	Choice Count
1	1	0.00% 0
2	2	0.00% 0
3	3	0.00% 0
4	4	0.00% 0
5	5	100.00% 1
6	N/A	0.00% 0

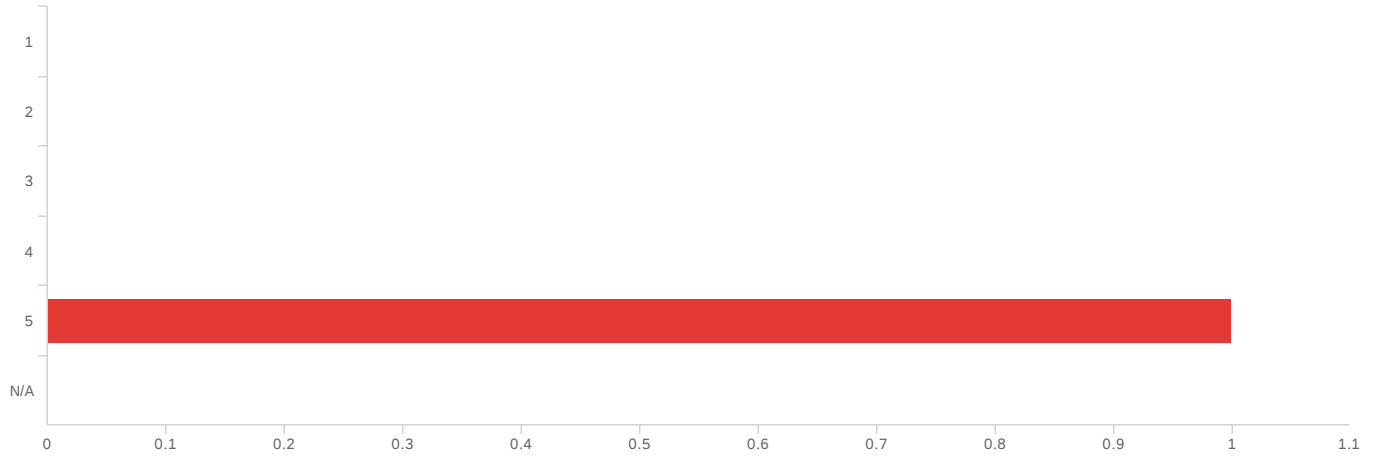
Q25 - The employee demonstrates an ability to: appropriately use culturally responsive modalities for initiating, assessing, maintaining, and terminating counseling services.



#	Field	Minimum	Maximum	Mean	Std Deviation	Variance	Count
1	Satisfaction	5.00	5.00	5.00	0.00	0.00	1

#	Field	Choice Count
1	1	0.00% 0
2	2	0.00% 0
3	3	0.00% 0
4	4	0.00% 0
5	5	100.00% 1
6	N/A	0.00% 0

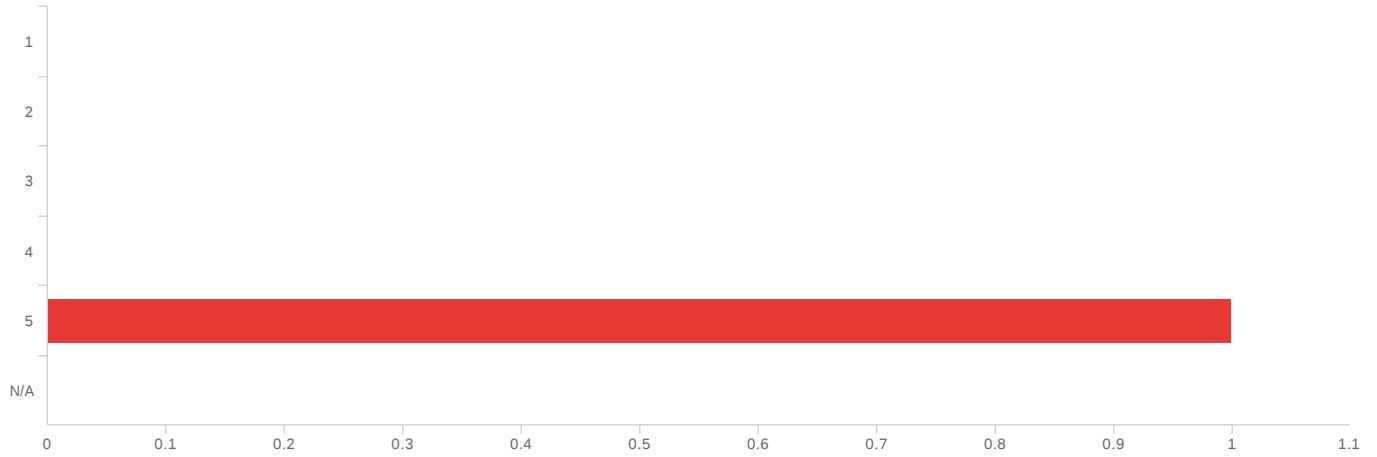
Q26 - The employee demonstrates an ability to: conduct differential diagnosis, and assess and evaluate client/student/consumer concerns.



#	Field	Minimum	Maximum	Mean	Std Deviation	Variance	Count
1	Satisfaction	5.00	5.00	5.00	0.00	0.00	1

#	Field	Choice Count
1	1	0.00% 0
2	2	0.00% 0
3	3	0.00% 0
4	4	0.00% 0
5	5	100.00% 1
6	N/A	0.00% 0

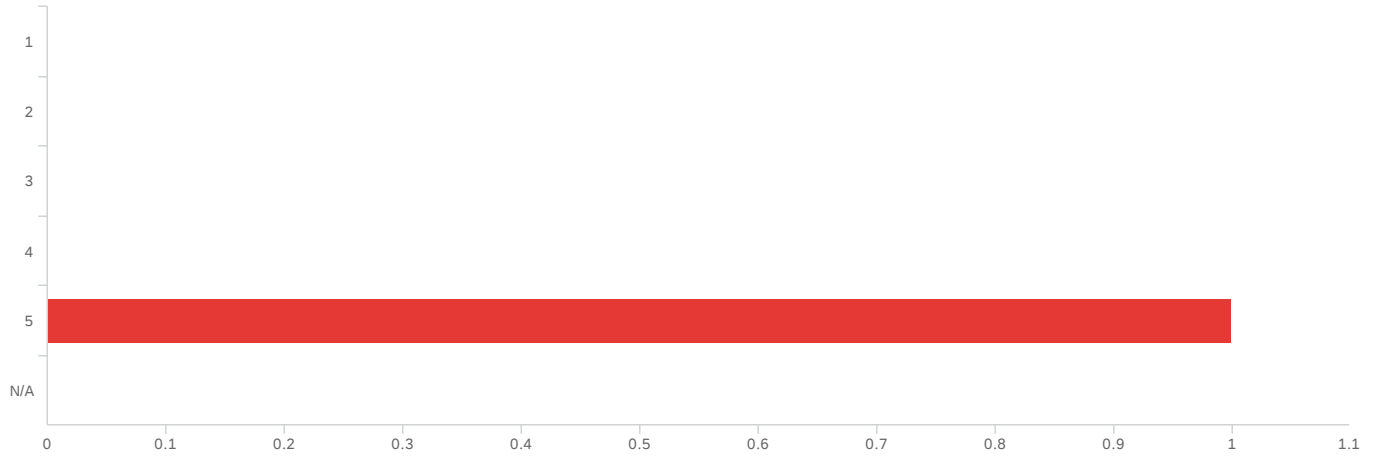
Q27 - The employee demonstrates an ability to: effectively use strategies to support client/student/consumer advocacy.



#	Field	Minimum	Maximum	Mean	Std Deviation	Variance	Count
1	Satisfaction	5.00	5.00	5.00	0.00	0.00	1

#	Field	Choice Count
1	1	0.00% 0
2	2	0.00% 0
3	3	0.00% 0
4	4	0.00% 0
5	5	100.00% 1
6	N/A	0.00% 0

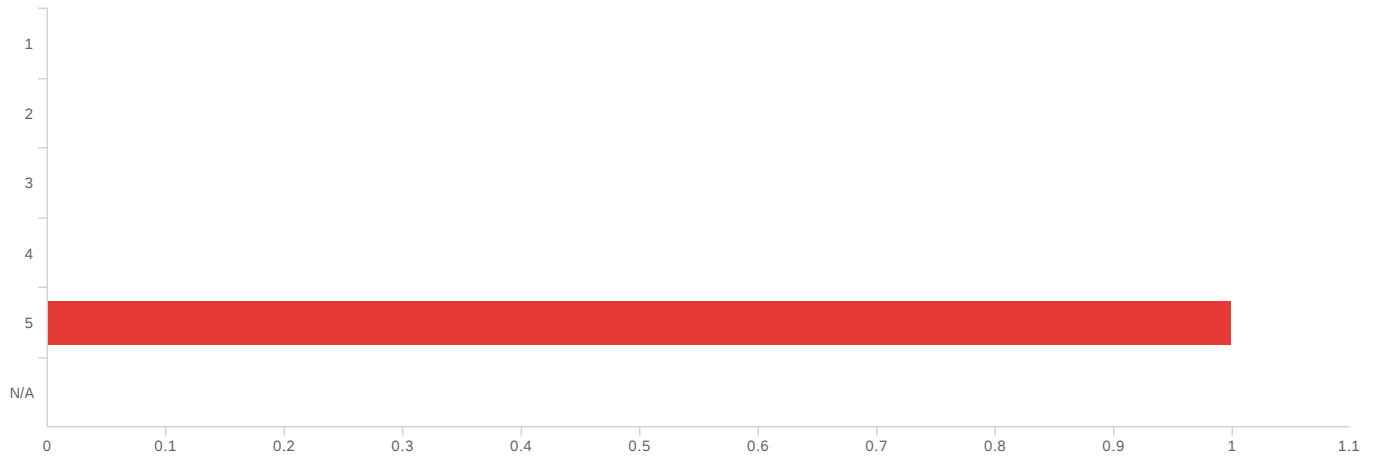
Q28 - The employee demonstrates an ability to: recognize his/her own limitations and seek supervision or refer clients/students/consumers when appropriate.



#	Field	Minimum	Maximum	Mean	Std Deviation	Variance	Count
1	Satisfaction	5.00	5.00	5.00	0.00	0.00	1

#	Field	Choice Count
1	1	0.00% 0
2	2	0.00% 0
3	3	0.00% 0
4	4	0.00% 0
5	5	100.00% 1
6	N/A	0.00% 0

Q29 - The employee demonstrates an ability to: apply technology to enhance counseling clinical/school/rehabilitation services.



#	Field	Minimum	Maximum	Mean	Std Deviation	Variance	Count
1	Satisfaction	5.00	5.00	5.00	0.00	0.00	1

#	Field	Choice Count
1	1	0.00% 0
2	2	0.00% 0
3	3	0.00% 0
4	4	0.00% 0
5	5	100.00% 1
6	N/A	0.00% 0

Q30 - Please list primary employee strengths.

Please list primary employee strengths.

Knowledgeable of theory and practice - great counseling skills

Q31 - Please list primary areas for employee improvement.

Please list primary areas for employee improvement.

None

End of Report